

CONFIDENCE TECHNOLOGY



We
Build
Reputations™

RIDGID

INNOVATION TRADITION

RIDGE TOOL COMPANY

Contents

About Ridge Tool – 0.3

Warranty – 0.5

Alphabetical Index – 14.1

Model Number Index – 14.3

Catalog Number Index – 14.8

Terms & Conditions – 14.17

Wrenches | 1.1 – 1.9

Pipe Vises & Supports | 2.1 – 2.5

Pipe/Tube Cutting & Preparation | 3.1 – 3.19

Threading | 4.1 – 4.33

Roll Grooving | 5.1 – 5.8

Cutting & Drilling | 6.1 – 6.8

General Purpose Hand Tools | 7.1 – 7.19

Bending & Forming | 8.1 – 8.8

Tube Repair & Joining | 9.1 – 9.4

Pressing | 10.1 – 10.12

Digital Inspection & Locating | 11.1 – 11.35

Drain Cleaning | 12.1 – 12.42

Wet/Dry Vacuums | 13.1 – 13.6

New Products

Portable
TRISTAND®
Chain Vise
see page 2.2



Soil Pipe Cutter
see page 10.12



2-In-1 AUTOFEED®
Tubing Cutter With
Ratchet Handle
see page 3.12



nanoReel™
Industrial System
see page 11.11



Plastic Tailpiece
Extension Cutter
see page 3.17



Digital Recording
Monitors
see page 11.12



Heavy Duty
Aluminum
Machined Levels
see page 7.4



Video Inspection
Laptop Interface
see page 11.16



Heavy Duty
Instrument Benders
see page 8.3



Hand-Held Video
Inspection
see page
11.20 – 11.22



Hydraulic Bender
see page 8.8



KJ-3100 Jetter
see page
12.38



MegaPress™
Jaws & Rings
see page 10.10





RIDGE TOOL COMPANY

We Build Reputations

Whether as a one person truck, or a member of a multi-national crew, you have put immeasurable time and effort in building a business of which to be proud. Though individual heart is at the core, it is the customer's perception and visible results that enable success. These are what define a reputation.

A positive reputation delivers the calls and the contracts. It is a testament to hard work and business savvy. It builds over time. However, it can break in no time. Call backs and missed deadlines can be critical. This is why RIDGID® promises to deliver:

- *Confidence that RIDGID products will consistently perform in the harsh demands of the professional's work site.*
- *Efficiency which results in faster work, more jobs and improved profits.*
- *Industry Innovations to help our customers create new services and income sources.*

Maximizing uptime, through both tools and information, is how RIDGID strives to give you a competitive advantage. Whether a seasoned veteran or just starting out, RIDGID tools and services help you build what matters most – your good name.

As a group, we take pride in knowing our individual efforts serve the greater good. From potable water to a reliable infrastructure, it takes all of us working together to keep this world in action. For ourselves, for our businesses, and for the industry...

We Build Reputations

Why do so many professionals choose RIDGID tools? The answer is simple...trust. Millions of RIDGID tools go to work every day in plants, on construction sites and in countless other harsh environments.

These tools operate in extremes of heat and cold, withstand dirt and mud, and perform reliably day in and day out. RIDGID tools are known the world over as industry-leading products that allow professionals like you to complete jobs more quickly and reliably.



One of the design parameters for developing RIDGID tools is efficient operation. We engineer ease-of-use into every product. And, we include innovative features to ensure that our tools and machines get jobs done as quickly as possible without compromising quality.

Developing and manufacturing innovative products to meet the ever-changing demands of your job are a continuous process at Ridge Tool. Not only do our evolving technologies help you solve today's problems, they are designed to address your future needs as well.

As a dependable partner for working professionals, we listen to your needs and encourage your feedback. We then use that information to provide you with the tools, equipment and support you've asked for.

The intuitive nature of our products helps you reduce your labor costs. For example, our line of pipe and drain locating equipment is designed for high performance, yet simple operation. With RIDGID, you spend less time training your employees and more time driving your business.

Even though selling tools is our business, we help you rely on fewer tools to get jobs done. Efficient operation means more jobs, higher revenues and increased customer satisfaction. We are committed to introducing new ways to help you grow your business and prosper.



EMERSON™

Ridge Tool Company, a subsidiary of Emerson, is part of Emerson Professional Tools™. Emerson (NYSE: EMR) has more than 60 divisions that operate approximately 245 manufacturing locations worldwide with over 110,000 employees, and markets products in over 150 countries.

Emerson Network Power™ – reliable power, precision environmental and connectivity solutions for today's telecommunications and data network infrastructure.

Emerson Process Management™ – total process industry intelligent field devices, performance software and consulting and engineering expertise.

Our People Make the Difference

The talented, committed employees of Ridge Tool share the common vision of making our company the best. Together, we strive for the best in quality, product innovations, technical support and customer service.

Throughout the world, our local teams of RIDGID customer service personnel provide the friendly, knowledgeable support that you need to keep working. This support helps you select, obtain and use the proper tools to get jobs done right.

Our training centers are available to help you get maximum productivity and service life from our products. We offer you custom, hands-on training by expert instructors.

In addition, our international network of RIDGID distribution centers ensures that you get the products you want, when and where you want them. These centers feature the latest in supply chain logistic technologies so that our product stocking levels meet your delivery demands.



Global Support

Local teams of customer service personnel around the world provide the support our end users and distributors need to keep them working. Friendly, knowledgeable and courteous support help them select, obtain and use the right tools to get the job done right as quickly as possible.

They also choose us for our international network of factory and independently owned, authorized service centers. Local support helps our customers get the maximum service life from their tools and equipment.

To learn more about Ridge Tool and its industry leading products visit www.ridgid.com or contact one of the numbers below.

Inside the United States:

- Schedule a Product Demonstration: 1.800.769.7743
- Contact Customer Service: 1.888.743.4333
- Contact Technical Service: 1.800.519.3456

Outside the United States:

- Contact: +1.440.323.5581

Global Locations	Manufacturing	Warehousing	Sales & Support
United States			
Elyria, Ohio	•	•	•
Cambridge, Ohio	•	•	•
Erie, Pennsylvania	•	•	•
Orange, Virginia	•	•	
Europe			
Cluj, Romania	•		•
Leuven, Belgium		•	•
Gevelsberg, Germany	•		•
Sissach, Switzerland		•	•
Australia			
Campbellfield, Victoria		•	•
Asia			
Kangawa Pref., Japan		•	•
Shanghai, China	•	•	•
South America			
Guarulhos SP, Brazil		•	•
Latin America			
Mexico City, Mexico		•	•

Emerson Climate Technologies™ – heating, ventilating, air conditioning and refrigeration technologies and systems for commercial and residential applications.

Emerson Storage Solutions™ – innovative, sturdy and secure shelving and storage products and solutions for residential, commercial, and industrial locations.

Emerson Professional Tools™ – a broad range of tools and equipment for professional trades and do-it-yourselfers throughout the world.

Emerson Motor Technologies™ – motor and drive solutions and customized technologies that power everything from consumer appliances to large industrial applications.

Emerson Industrial Automation™ – motion control systems and components; plastics joining and precision cleaning equipment; and materials testing equipment and supplies.

Emerson Appliance Solutions™ – engineering and technologies for design and delivery of integrated appliance solutions for the residential and commercial marketplace.

Invest in RIDGID® Tools and We Protect Your Investment



What Is Covered

RIDGID tools are warranted to be free of defects in workmanship and material.

How Long Coverage Lasts

This warranty lasts for the lifetime of the RIDGID tool. Warranty coverage ends when the product becomes unusable for reasons other than defects in workmanship or material.

How You Can Get Service

To obtain the benefit of this warranty, deliver via prepaid transportation the complete product to Ridge Tool Company, Elyria, Ohio, or any authorized RIDGID Independent Service Center. Pipe wrenches and other hand tools should be returned to the place of purchase.

What We Will Do To Correct Problems

Warranted products will be repaired or replaced, at the option of Ridge Tool, and returned at no charge; or, if after three attempts to repair or replace during the warranty period the product is still defective, you can elect to receive a full refund of your purchase price.

What Is Not Covered

Failures due to misuse, abuse or normal wear and tear are not covered by this warranty. Ridge Tool shall not be responsible for any incidental or consequential damages.

How Local Law Relates To The Warranty

Some states do not allow the exclusion or limitation of incidental or consequential damages, so the above limitation or exclusion may not apply to you. This warranty gives you specific rights, and you may also have other rights, which vary, from state to state, province to province, or country to country.

No Other Express Warranty Applies

This Full Lifetime Warranty is the sole and exclusive warranty for RIDGID products. No employee, agent, dealer, or other person is authorized to alter this warranty or make any other warranty on behalf of the Ridge Tool Company.

Executing the RIDGID Lifetime Warranty

Ridge Tool Company offers a comprehensive lifetime warranty to support products purchased under the RIDGID Brand, excluding licensed goods.

RIDGID branded products are built with reliability, dependability and durability and are covered by a Full Lifetime Warranty against defects in materials or workmanship.

In the event that you have a problem with your RIDGID product due to a defect in materials or poor workmanship, we will attempt to remedy the problem in accordance with our printed warranty policy in a timely manner. For warranty information on RIDGID licensed goods, visit www.RIDGID.com.

Normal Wear and Tear

Commonly, our tools are used on job sites in the most demanding applications and environments. Under these conditions and over time, the RIDGID product may experience normal wear and tear and require service. While normal wear and tear is not considered a "defect" and is not covered by the RIDGID Lifetime Warranty, it is our goal to get your tool back in service as soon as possible. To help expedite this service, Ridge Tool offers a complete assortment of service parts and a network of RIDGID Independent Service Centers to meet your service needs. Technicians throughout our Service Center Network are Factory Trained to provide quality repair service as well as accurate determination and execution of RIDGID warranty if required. For a complete list of RIDGID Independent Service Centers visit www.RIDGID.com.

Defects in Materials and Workmanship

It is our experience that a product that fails prematurely due to a manufacturing defect in materials or workmanship, will generally do so very early in the product's life cycle, often the first or second time the product is used. When returned for inspection, these products are generally found to be in "like new" condition and show very little signs of use. It is uncommon for a product that was manufactured with a defect, to survive under normal use for any extended period of time. Products that are returned for warranty inspection after months or years of continuous reliable service are rarely found to be defective. The most common demand for service is the result of normal wear and tear issues, which are not considered to be a defect in materials or workmanship.

• **1923** Ridge Tool Company founded with the introduction of the RIDGID pipe wrench.

• **1940** Ridge Tool introduces power threading machines.

• **1943** Ridge Tool Company establishes its headquarters in Elyria, Ohio USA.

• **1946** Ridge Tool begins exporting products to help rebuild Europe.

Complete Product and Service Support Online 24/7

Search the Complete Offering of RIDGID® Tools and Support

Our website offers the latest information and support available from Ridge Tool:

- New and existing products.
- Operator's manuals.
- Request a demonstration.
- Forums and tool tips.
- Available training.
- And more...

Visit this valuable resource at www.RIDGID.com

Get RIDGID Service from Where the Pros Go

For optimum service of your RIDGID tools and equipment, there is no better choice than an authorized RIDGID Service Center. To locate the service center near you, go online at www.RIDGID.com/service

Insist on Genuine RIDGID Replacement Parts

RIDGID products are designed and built to the highest quality standards to perform specific tasks with optimum and lasting efficiency. Tool components are made to complement each other to form an ideally functioning "system." As with any tools, certain parts will need to be replaced from time to time. To preserve the high standards of performance you expect from RIDGID tools, it is important to make sure you use trademarked RIDGID replacement parts.

Look for, and insist on, the "Genuine RIDGID Replacement Parts" label on all of the parts you buy. It is your best assurance of performance, efficiency and long service life.

To order parts online, go to www.ridgidparts.com

24/7 Service On Demand

RIDGID distributors have access to this comprehensive knowledge base to get answers to a wealth of product application and service questions 24 hours a day, 7 days a week.

- Create a parts order with complete information with just a few taps of the keyboard.
- Online warranty claim processing and assistance with executing the RIDGID warranty.
- Develop and store repair quotes.
- FAQs, Tips and Tricks, Service Notes and more are included to provide fast answers to commonly asked questions.



• **1964** A new sales and manufacturing facility opens in St. Truiden, Belgium.

• **1966** Ridge Tool becomes part of Emerson Professional Tools™.

• **1967** The Kollmann line of drain cleaning and diagnostic tools becomes part of Ridge Tool.

• **1972** A new sales and manufacturing facility opens in Sao Paulo, Brazil.

RIDGE TOOL COMPANY

Quality Management Systems

Ridge Tool manufacturing facilities listed below are certified to BS EN ISO 9001-2000 Quality Management System Standards by an accredited Registrar.

Manufacturing Plant	Accredited Registrar
Elyria, Ohio	BSI
Erie, Pennsylvania	BSI
Orange, Virginia	BVQI

Distributor Support

Rely on your RIDGID® Distributor for our complete line of tools, parts, service and information. Your RIDGID Distributor:

- Keeps you competitive with the latest products for your industry.
- Guarantees your purchasing power by buying from hundreds of suppliers.
- Helps you get back in business fast when you need parts or service.
- Manages traffic so you get the goods on time and at the least cost.
- Warehouses products for you, saving capital, insurance and overhead.
- Brings technical aid to your staff to solve your problems.
- Simplifies your record-keeping with one billing for all your tool needs.

Parts and Repair Parts Catalogs

Catalogs illustrating parts for hand tools, machines and drain cleaning products are available upon request and cover all tools listed in this catalog. For ordering the exact parts needed, be sure to order by the catalog numbers that appear in the parts catalogs, as well as any other data that will help us avoid errors in filling the order.

Estimates on repairs and prices on repair parts will be furnished upon receipt of the tool or machine at our factory, or at a RIDGID Independent Authorized Service Center. Return all tools and machines freight prepaid.

Please Note

Engineering advances may cause changes to information shown in this catalog. Please contact your RIDGID distributor for current information.

Do not use RIDGID tools and equipment for any other purpose beyond those they are intended for. Always follow any instructions and warnings provided with RIDGID tools and equipment.



ISO 9001
FM 65410
Elyria, Ohio



ISO 9001
FM 68317
Erie, Pennsylvania



ISO 9001
Orange, Virginia / US 09000465



• **1991** Ridge Tool establishes European headquarters and central distribution facility in Leuven, Belgium.

• **1996** Ridge Tool acquires Peddinghaus of Gevelsberg, Germany.

• **2002** Ridge Tool acquires Von Arx of Sissach, Switzerland.

Ridge Tool U.S. Patents

K-60SP Drain Cleaner	5,657,505	K-400	8,060,968
K-40 Drain Cleaner	6,009,588; 6,243,905; 6,412,136	Faucet & Sink Installer (Basin Nut Wrench)	D560,986
226 Soil Pipe Cutter	6,141,876	Remote Visual Inspection Device	D567,123
Power Spin	6,158,076	SeeSnake micro	D573,042; D578,906; D573,903
Roll Groover	6,272,895; 6,591,652	K-400	D579,612
K-380 Drum Machine	6,360,397	Drain Cleaning	D570,558; D582,108; D595,911
117/118 Tubing Cutter	6,393,700; D485,150	Pipe Cutter	D626,812
One Stop Wrench	6,523,440; D462,245	K-45	D629,271
915 Roll Groover	6,591,652	Pipe Vise	D645,319; D645,320; D645,321; D645,322;
920 Roll Groover	6,688,150; 6,708,545		D645,323; D645,324; D645,325; D645,326;
RapidGrip Pipe Wrench	6,742,419; 7,044,030; D474,380		D645,327
418 Oiler	7,090,054; D498,487	PRESSING:	5,611,228; 6,244,085; 6,434,998 6,510,719;
Auto Spin	7,478,451; D509,929		6,510,723; 6,662,621; 6,694,586; 6,729,009;
425 Work Stand	7,537,186		6,923,037; 7,000,448; 7,036,806; 7,124,608;
Drain Cleaning	7,685,669		7,146,839; 7,155,955; 7,188,508; 7,260,975;
Tube Cutter	7,716,840		7,421,871; 7,578,159; 7,634,859; 7,665,343;
Pipe Cutter	7,743,509		7,979,980; D562,098; D593,828; D598,259
Inspection	7,889,980		

Ridge Tool U.S. Trademarks

Registered Marks ®

AUTOFEED
 AUTO-SPIN
 Chevron Design
 CHEVRON Design
 E3 (Stylized and/or with Design)
 JOBMAX
 KWIK-SPIN
 MATADOR
 MAXCORE
 MICRO CG-100
 MICRODRAIN
 microEXPLORER
 MS-UV & Design
 NAVITRACK
 NAVITRACK SCOUT
 OIL LESS GOLD
 PEX Design
 POWER SPIN
 POWERFUL. DURABLE. PROFESSIONAL.
 QUICK-FEED
 RAPIDGRIP

RAPRENCH
 RETRACT-A-RIP
 RIDG-BACK
 RIDGID
 RIDGID (Stylized) (D & G Adjacent With Solid Bar)
 RIDGID (Stylized) (D & G Adjacent)
 RIDGID (Stylized) (D & G Adjacent) & Red Bar
 RIDGID (Stylized) (D & G Interlocked)
 RIDGID (Stylized) (D & G Interlocked) & Wrench Design
 RIDGID AIR MOVER (Stylized)
 RIDGIDCONNECT
 RIDGID KOLLMANN & Design
 POWERFUL, DURABLE, PROFESSIONAL.
 RIDGIDCONNECT
 ROOT RANGER
 SCOUT
 SEE IT. FIND IT. SOLVE IT.
 SOF-TOUCH
 STRONGER. FASTER. LONGER LIFE.
 TRIBENDER
 TRISTAND

U (Stylized)
 UNIVERSAL GOLD
 WARRANTY MEDALLION Design (Shaded)
 WARRANTY MEDALLION Design (Unshaded)
 WE BUILD REPUTATIONS
 X-CEL

• **TODAY** Ridge Tool has manufacturing facilities in the USA, Europe and Asia • Ridge Tool products are available in more than 140 countries around the world through a network of leading distributors • Ridge Tool offers more than 300 types of tools and machines in over 4,000 models and sizes.

WRENCHES

RIDGID® Pipe Wrenches are world-renowned for their unsurpassed toughness and serviceability. The original heavy-duty pipe wrench, pictured below, has earned the confidence of pipe professionals for over 80 years because it does the job right the first time, every time. RIDGID Pipe Wrenches are also available in a wide variety of purpose-built configurations, and are available with cast aluminum handles that offer an average 40% weight reduction.

Anatomy of a Legend

Full floating forged hook jaw for fast ratcheting action.



Graduations on hook jaw show approximate size of opening for different pipe sizes.

Knurled adjustment nut for easy one-handed operation.



Extra large self-cleaning threads.

Wide gripping surface for increased comfort.



Replaceable, twice hardened alloy steel jaws. Precision-milled, biased tooth design maximizes gripping strength and tool life.



Large flange prevents nut from being inadvertently rotated when wrench is set down.

I-Beam handle allows for maximum strength and minimal weight.

Convenient hanging hole for easy storage. Enlarged handle end helps prevent slippage.



RIDGID Lifetime Warranty.

Proudly manufactured at RIDGID headquarters in Elyria, Ohio, U.S.A.



RIDGID® Wrenches

- Time-tested designs.
- Often imitated, never duplicated.
- Efficient designs to improve productivity.
- Innovative to provide new solutions to old problems.

Wrench Type	No. of Models	Nom. Size (in.)	Capacity (in.)	Page
Heavy-Duty Pipe Wrenches				
Straight Pipe	10	6 - 60	¾ - 8	1.2
RapidGrip®	2	10 - 14	1½ - 2	1.2
End Pipe	8	6-36	¾ - 5	1.2
Raprench®	1	10	1½	1.3
Heavy-Duty Offset	3	14 - 24	2 - 3	1.3
Compound Leverage	4	—	2 - 8	1.3
Aluminum Pipe Wrenches				
Aluminum Straight	7	10 - 48	1½ - 6	1.4
Aluminum Offset	3	14 - 24	2 - 3	1.4
Aluminum RapidGrip	2	14 - 18	2 - 3	1.4
Aluminum End	4	10 - 24	1½ - 3	1.5
Specific Purpose Wrenches				
Chain	5	—	2 - 4½	1.5
Strap	8	—	2 - 5	1.5
Chain Tongs	6	—	¼ - 18	1.6
Hex	3	9½ - 20	5/8 - 2 5/8	1.6
Spud	1	12	¾ - 2 5/8	1.6
Adjustable	8	6 - 24	¾ - 2 7/16	1.7
Internal	1	4½	1 - 2	1.7
Basin	3	10 - 17	¾ - 2½	1.7
One Stop	1	—	—	1.8
Faucet & Sink Installer	1	10¼	—	1.8
Wrench Parts	—	—	—	1.9

WRENCHES

Heavy-Duty Pipe Wrenches



Straight Pipe Wrench

- Sturdy, cast-iron housing and I-beam handle with full floating forged hook jaw, featuring self-cleaning threads with replaceable hook and heel jaws.
- Heavy-duty pipe wrenches comply with federal specifications GGG-W65IE, Type II, Class A.

Catalog No.	Model No.	Nom. Size		Pipe Capacity		Weight		Std. Pack
		in.	mm	in.	mm	lb.	kg	
31000	6	6	150	¾	20	½	0,2	6
31005	8	8	200	1	25	¾	0,3	6
31010	10	10	250	1½	40	1¾	0,8	6
31015	12	12	300	2	50	2¾	1,2	6
31020	14	14	350	2	50	3½	1,6	6
31025	18	18	450	2½	65	5¾	2,6	6
31030	24	24	600	3	80	9¾	4,4	3
31035	36	36	900	5	125	19	8,7	1
31040	48	48	1200	6	150	34¼	15,6	1
31045	60	60	1500	8	200	51¼	23,3	1



RapidGrip®

- Quick one-handed operation makes your jobs move faster.
- The spring-loaded jaw design provides rapid ratcheting action.
- Unique combination heel/hook jaw design aggressively bites the work piece and ensures a secure grip.

Catalog No.	Model No.	Nom. Size		Pipe Capacity		Fittings Cap.		Weight		Std. Pack
		in.	mm	in.	mm	in.	mm	lb.	kg	
10348	10	10	250	1½	37,5	1	25	1,6	0,7	1
10358	14	14	350	2	50	1½	37,5	3,1	1,4	1



End Pipe Wrench

- Assures a fast and easy grip for pipe working in restricted spaces or close to a wall.
- Provides a faster, easier way to get a grip and long handle swing.
- Ideal for pipe work close to a wall, in tight quarters or in closely-spaced parallel lines.

Catalog No.	Model No.	Nom. Size		Pipe Capacity		Weight		Std. Pack
		in.	mm	in.	mm	lb.	kg	
31050	E-6	6	150	¾	20	½	0,2	6
31055	E-8	8	200	1	25	¾	0,3	6
31060	E-10	10	250	1½	40	1¾	0,8	6
31065	E-12	12	300	2	50	2¾	1,2	6
31070	E-14	14	350	2	50	3½	1,6	6
31075	E-18	18	450	2½	65	5¾	2,6	6
31080	E-24	24	600	3	80	9¾	4,4	6
31085	E-36	36	900	5	125	19	8,7	1

(TOOLTIP)

When using a pipe wrench, a gap must be maintained between the shank of the hook jaw and the pipe or fitting. This permits the two gripping points (the heel and the teeth of the hook jaw) to produce the gripping action of the wrench.



Catalog No.	Model No.	Nom. Size		Pipe Capacity		Weight		Std. Pack
		in.	mm	in.	mm	lb.	kg	
31395	10	10	250	1½	40	2	0,9	6

Raprench® Wrench

- A deeper and broader hook jaw housing provides a smooth, flat surface that is ideal for occasional use as a hammer.
- Offers all of the same outstanding qualities found in all RIDGID® heavy-duty wrenches.



Catalog No.	Model No.	Nom. Size		Pipe Capacity		Weight		Std. Pack
		in.	mm	in.	mm	lb.	kg	
89435	14	14	350	2	50	2¼	1,0	6
89440	18	18	450	2½	65	5¾	2,6	6
89445	24	24	600	3	80	9¾	4,4	6

Heavy-Duty Offset Pipe Wrench

- Features a jaw opening parallel to the handle and a narrower hook jaw head.
- Provides easy entry into tight spots.



Catalog No.	Model No.	Nom. Size		Pipe Capacity		Weight		Std. Pack
		in.	mm	in.	mm	lb.	kg	
31375	S-2	–	–	2	50	7¼	3,3	1
31380	S-4A	–	–	5	125	33½	15,2	1
31385	S-6A	–	–	6	150	45½	20,6	1
31390	S-8A	–	–	8	200	68½	31,1	1

Compound Leverage Wrench

- A unique design multiplies the turning force applied to a pipe.
- Ideal for freeing locked couplings and joints frozen by age or damage.
- Replaceable jaws are hardened alloy steel.



For wrench replacement parts, see page 1.9.

WRENCHES

Aluminum Pipe Wrenches

- Nearly 40% lighter than comparable cast-iron wrenches.
- Jaws and all other parts identical to RIDGID® heavy-duty wrenches.



Catalog No.	Model No.	Nom. Size		Pipe Capacity		Weight		Std. Pack
		in.	mm	in.	mm	lb.	kg	
31090	810	10	250	1½	40	1	0,4	6
47057	812	12	300	2	50	2½	1,1	6
31095	814	14	350	2	50	2½	1,1	6
31100	818	18	450	2½	65	3¾	1,7	6
31105	824	24	600	3	80	6	2,7	3
31110	836	36	900	5	125	11	5,0	1
31115	848	48	1200	6	150	18½	8,4	1

Aluminum Straight Pipe Wrench

- Professional strength in lightweight aluminum.
- Offers the same durability and ease-of-use found in all RIDGID heavy-duty wrenches.



Catalog No.	Model No.	Nom. Size		Pipe Capacity		Weight		Std. Pack
		in.	mm	in.	mm	lb.	kg	
31120	14	14	350	2	50	2	0,9	6
31125	18	18	450	2½	65	3½	1,6	6
31130	24	24	600	3	80	6	2,7	6

Aluminum Offset Pipe Wrench

- Features a jaw opening parallel to the handle and a narrower hook jaw head.
- Provides easy entry into tight spots.



Catalog No.	Model No.	Nom. Size		Pipe Capacity		Fittings Capacity		Weight		Std. Pack
		in.	mm	in.	mm	in.	mm	lb.	kg	
12693	14	14	350	2	50	1½	37.5	2.1	0,9	1
12698	18	18	450	3	75	2½	62.5	4.3	1,9	6

Aluminum RapidGrip® Wench

- All the great benefits of the heavy-duty RapidGrip wrench.
- 35% lighter than heavy-duty models.
- Ideal for overhead applications.

(TOOLTIP)

Never use a "cheater" bar. It is unsafe and will void the wrench's warranty.



Aluminum End Wrench

- Ideal for jobs in close quarters and overhead applications.
- Designed for easy access in close parallel lines.
- 40% lighter than heavy-duty wrenches.

Catalog No.	Model No.	Description	Nom. Size		Pipe Capacity		Weight		Std. Pack
			in.	mm	in.	mm	lb.	kg	
90107	E-910	Aluminum End	10	250	1½	40	1	0,4	6
90117	E-914	Aluminum End	14	350	2	50	2	0,9	6
90122	E-918	Aluminum End	18	450	2½	65	3	1,4	6
90127	E-924	Aluminum End	24	600	3	80	5	2,2	6

Chain Wrenches



- A double jaw gives fast, ratchet-like action in either direction.
- The heavy-duty model has replaceable alloy steel jaws.
- The light-duty model has a one-piece forged alloy steel handle and jaw. Ideal for use in close quarters.

Catalog No.	Model No.	Description	Rated Pipe Capacity		Actual O.D. Capacity		Chain Length		Weight		Std. Pack
			in.	mm	in.	mm	in.	mm	lb.	kg	
31310	C-12	Light-Duty Chain	2	50	4	100	15¼	390	1¾	0,8	1
31315	C-14	Heavy-Duty Chain	2	50	5	125	18½	460	2¾	1,2	1
31320	C-18	Heavy-Duty Chain	2½	60	5	125	20¼	500	6	2,7	1
31325	C-24	Heavy-Duty Chain	3	75	5	125	20¼	500	8¼	3,7	1
31330	C-36	Heavy-Duty Chain	4½	110	7½	185	29	725	15¾	7,1	1

Strap Wrenches



Replacement Straps

Catalog No.	Strap Length		Strap Width	
	in.	mm	in.	mm
31990	17	425	½	12
32015	17	425	1⅞	30
32020	24	600	1⅞	30
32025	30	760	1⅞	30
32050	29¼	750	1¾	45
32055	48	1200	1¾	45
32035	17	425	1⅞	27
32065	30	760	1¾	45

- Best for any polished pipe.
- Strong, woven nylon strap gives tight grip.
- Two models available for plastic pipe.
- Polyurethane-coated strap.

Catalog No.	Model No.	Handle Length		Strap Length		Strap Width		Pipe Capacity		O.D. Tube Capacity		Weight		Std. Pack
		in.	mm	in.	mm	in.	mm	in.	mm	in.	mm	lb.	kg	
31335	1	11¼	300	17	425	½	12	2	50	3½	90	1¼	0,5	1
31340	2	11¼	300	17	425	1⅞	30	2	50	3½	90	1¾	0,8	1
31345	2	11¼	300	30	760	1⅞	30	2	50	5½	135	1¾	0,8	1
31350	2	11¼	300	24	600	1⅞	30	2	50	5½	135	1¾	0,8	1
31355	2P*	11¼	300	17	425	1⅞	27	2	50	3½	90	1¾	0,8	1
31360	5	18	450	29¼	750	1¾	45	5	125	7	175	2	0,9	1
31365	5	18	450	48	1200	1¾	45	5	125	12	300	2	0,9	1
31370	5P*	18	450	29¼	750	1¾	45	5	125	5½	135	2½	1,0	1


*Strap designed for use with plastic pipe.



For wrench replacement parts, see page 1.9.

WRENCHES

Chain Tongs

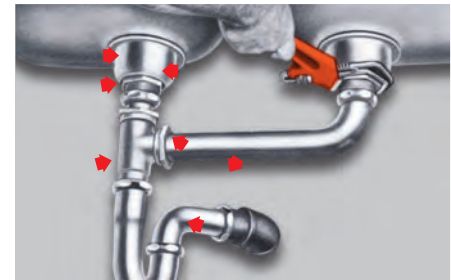


- Designed and sized to provide extra leverage for the toughest jobs.
- All models feature double-end jaw styles which can be reversed, except Model 3215, which is a single-end tong.

Catalog No.	Model No.	Description	Total Length		Pipe Capacity		Chain Length		Chain Breaking Load*		Weight		Std. Pack
			in.	mm	in.	mm	in.	mm	lb.	kg	lb.	kg	
92660	3215	Single-End	87	2209	4-18	114-457	74½	1892	56,000	25,401	156	71	1
92665	3229	Double-End	27	686	¼-2½	13-73	17½	445	13,800	6,260	11	5	1
92670	3231	Double-End	37	939	¾-4	26-114	22½	572	17,600	7,983	21	10	1
92675	3233	Double-End	44	1117	1-6	33-168	32	813	20,100	9,117	29	13	1
92680	3235	Double-End	50	1270	1½-8	48-219	40½	1029	22,000	9,979	39	18	1
92685	3237	Double-End	64	1625	2-12	60-323	55½	1410	31,000	14,061	67	30	1

*All chains are tested to 2/3 of their breaking strength.

Hex Wrenches



- Hex jaw design gives multi-sided, secure grip on all hex nuts, square nuts, unions and valve packing nuts.
- The extra-wide opening offset model is ideal for securing drain nuts on sinks and tubs.
- Thin, smooth jaws slip into the tightest places.

Catalog No.	Model No.	Description	Nom. Size		Pipe Capacity		Weight		Std. Pack
			in.	mm	in.	mm	lb.	kg	
31305	E-110	Offset Hex	9½	240	1½-2½	29-67	1½	0,6	6
31275	17	Straight Hex	14½	362	¾-1¼	16-30	4½	2,0	6
31280	25	Straight Hex	20	500	1-2	25-50	8¾	4,0	6

Spud Wrench



- 12" Spud Wrench features narrow jaws to fit into tight places.
- Smooth, toothless jaws ideal for square or rectangular stock.

Catalog No.	Model No.	Description	Nom. Size		Pipe Capacity		Weight		Std. Pack
			in.	mm	in.	mm	lb.	kg	
31400	-	Spud Wrench	12	300	¾-2½	10-67	2½	1,1	6


Adjustable Wrenches



Catalog No.	Model No.	Description	Nom. Size		Pipe Capacity		Weight		Std. Pack
			in.	mm	in.	mm	lb.	kg	
86902	756	6" Adjustable	6	150	3/4	20	1/4	0,1	2
86907	758	8" Adjustable	8	200	7/8	25	1/2	0,2	2
86912	760	10" Adjustable	10	250	1 1/8	30	3/4	0,3	2
86917	762	12" Adjustable	12	300	1 5/16	35	1 1/2	0,6	2
86922	765	15" Adjustable	15	375	1 7/16	40	3	1,3	2
86927	768	18" Adjustable	18	450	2 1/8	50	5 1/2	2,3	2
86932	774	24" Adjustable	24	600	2 7/16	60	9 1/4	4,2	1

- High grade chrome-vanadium alloy steel.
- Forged and heat-treated for durability.
- Cobalt-plated finish to reduce rust and corrosion.
- Jaw scales in SAE and metric for quick adjustment.


Internal Wrench



- Holds closet spuds and bath, basin and sink strainers through 2". Use to install or extract 1" through 2" nipples.
- Jaws expand by eccentric action and are reversible for various sizes.


Catalog No.	Model No.	Description	Nom. Size		Pipe Capacity		Weight		Std. Pack
			in.	mm	in.	mm	lb.	kg	
31405	342	Internal	4 1/2	113	1-2	25-50	1 5/8	0,7	1

Basin Wrenches



- Spring-loaded jaws of forged alloy steel provide fast, one-hand ratcheting.
- Tension plug holds head in any position up to 90° angle.
- Telescopic shanks on Models 1017 and 1019 quickly adjust for lengths from 10" to 17".

Catalog No.	Model No.	Description	Nom. Size		Pipe Capacity		Weight		Std. Pack
			in.	mm	in.	mm	lb.	kg	
31170	1010	Basin	10	250	3/8-1 1/4	10-30	1 3/4	0,8	1
31175	1017	Telescoping Basin	10-17	250-425	3/8-1 1/4	10-30	2	0,9	1
31180	1019	Telescoping Basin	10-17	250-425	1 1/4-2 1/2	30-60	2	0,9	1



WRENCHES

One Stop Wrench




- The One Stop Wrench is two wrenches in one.
- It provides the exact size wrench you need to install angle stops and compression couplings.



Catalog No.	Model No.	Description	Nom. Size		Weight		Standard Pack
			in.	mm	lb.	kg	
27023	2002	One Stop	-	-	.73	0,3	1

Faucet & Sink Installer



- Extra long to turn hard to reach mounting nuts on faucets, sprayers and ball cocks.
- Notched ends engage 2, 3, 4 and 6 tab basin nuts.
- Open slot allows easy access over existing supply lines.
- Shutoff valve attachment turns hard to reach angle stops without marring chrome.
- Strainer basket attachment holds drain unit in place while tightening strainer nut.
- Works with 7/8" and 1" metal or plastic hex nuts.
- Lightweight, high strength plastic construction with durable aluminum inserts.



Catalog No.	Model No.	Description	Nom. Size		Weight		Standard Pack
			in.	mm	lb.	kg	
66807	2006	Faucet & Sink Installer	10¼	260.35	0.77	0,35	6

Wrench Parts: Always Insist On Genuine RIDGID® Parts



Wrench Size		Pipe Cap.	Handle Assembly				Nut	Pin	Heel Jaw & Pin Assembly	Coil & Flat Spring Assembly	Hook Jaw
Str.	End		Straight Iron	Straight Aluminum	End Iron	End Aluminum					
			Catalog No.	Catalog No.	Catalog No.	Catalog No.	Catalog No.	Catalog No.	Catalog No.	Catalog No.	
6	E-6	¾	31420	—	31470	—	31570	31575	31560	31565	31555
8	E-8	1	31425	—	31475	—	31595	31600	31585	31590	31580
10	E-10	1½	31430	31510	31480	93907	31615	31625**	31610	31620	31605
12	E-12	2	31435	49972	31485	—	31645	31650	31635	31640	31630
14	E-14	2	31440	31515	31490	93912	31665	31650**	31635	31660	31655
18	E-18	2½	31445	31520	31495	93917	31685	31690	31675	31680	31670
24	E-24	3	31450	31525	31500	93922	31710	31715	31700	31705	31695
36	E-36	5	31455	31530	31505	—	31735	31740	31725	31730	31720
48	—	6	31460	31535	—	—	31760	31765	31750	31755	31745
60	—	8	31465	—	—	—	31785	31790	31775*	31780	31770
10 Raprench	—	1½	32775	—	—	—	31615	31625	31610	31620	31605

* Use with 60" Hook Jaw catalog number 31770.

** Pin for 10" Aluminum End Handle Assembly is catalog no. 95402. Pin for 14" Aluminum End Handle Assembly is catalog no. 95407.

For additional wrench parts, see RIDGID Hand Tool Parts Catalog.

Pipe Vises & Supports

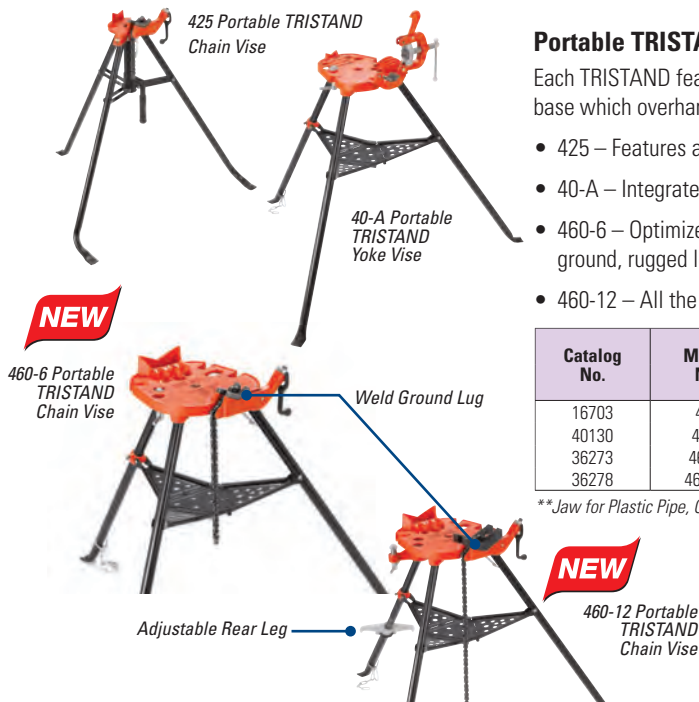
- Wide selection of pipe accessories designed to work as one.
- Rugged construction for years of dependable service.



Pipe Vises & Supports	No. of Models	Pipe Capacity (in.)	Height Adj. (in.)	Page
Vises				
Portable TRISTAND®	4	1/8 - 12	—	2.2
Stand Chain	9	1/8 - 8	—	2.2
Bench Chain	1	1/8 - 5	—	2.2
Bench Yoke	5	1/8 - 6	—	2.3
Portable Chain & Yoke	2	1/8 - 5	—	2.3
Pipe Welding	4	1/2 - 8	—	2.3
Pipe Stands				
V-Head	3	12	20 - 52	2.4
Roller Head	2	12	23 - 55	2.4
Conveyor Head	1	12	29 - 44	2.4
Ball Transfer	1	12	—	2.4
Adjustable	2	6	23 - 41	2.5
Support Stand	1	12	26 - 42	2.5
Adjustable Roller Stand	1	36	—	2.5
Large Diameter Stand	1	24	16 - 79	2.5

PIPE VISES & SUPPORTS

Pipe Vises



Portable TRISTAND® Vises

Each TRISTAND features integral folding legs for easy transport and setup, tool hangers and a base which overhangs the front legs for clear tool swing.

- 425 – Features a “quick grab” handle self-locking latch and carry handle.
- 40-A – Integrates a yoke style vise into the base and a rugged tool tray.
- 460-6 – Optimized base layout to maximize working area, convenient lug to clamp the weld ground, rugged leg chain for the tough demands and a durable tool tray.
- 460-12 – All the features of the 460-6 but a capacity of 12” and an adjustable rear leg.

Catalog No.	Model No.	Description	Pipe Capacity		Weight		Std. Pack
			in.	mm	lb.	kg	
16703	425	Portable TRISTAND Chain Vise	1/8-2 1/2	3-60	32	14,5	1
40130	40-A	Portable TRISTAND Yoke Vise	1/8-2 1/2	3-60	48 1/2	22,0	1
36273	460-6	Portable TRISTAND Chain Vise**	1/8-6	3-150	47	21,0	1
36278	460-12	Portable TRISTAND Chain Vise	1/8-12	3-300	71	32,0	1

**Jaw for Plastic Pipe, Catalog No. 41280 available; order separately.

Stand Chain Vise

- Handy, portable stand chain vise.
- Sturdy cast-iron frame.
- Equipped with pipe rest, pipe bender and tool tray. 1 1/4” pipe for legs and connecting pipe not furnished.



Catalog No.	Model No.	Description	Pipe Capacity		Weight		Std. Pack
			in.	mm	lb.	kg	
40165	560	Top Screw Stand Chain Vise	1/8-5	3-125	25 3/4	11,7	1

Bench Chain Vises

- Crank handle is anchored to base.
- Rugged cast-iron base has handy pipe rest and bender. Capacities of 1/8” through 8”.
- Two models available for plastic pipe. Toothless jaws are neoprene-coated to prevent scoring of pipe.



Catalog No.	Model No.	Description	Pipe Capacity		Weight		Std. Pack
			in.	mm	lb.	kg	
40185	BC210	Top Screw Bench Chain Vise	1/8-2 1/2	3-60	7 3/4	3,5	1
40195	BC410	Top Screw Bench Chain Vise	1/8-4	3-100	14 3/4	6,7	1
40190	BC210P	Top Screw Bench Chain Vise*	1/2-2 1/8 O.D	15-70	7 3/4	3,5	1
40200	BC410P	Top Screw Bench Chain Vise*	1/2-4 1/2 O.D	15-110	15	6,8	1
40205	BC510	Top Screw Bench Chain Vise	1/8-5	3-125	14 3/4	6,7	1
40210	BC610	Top Screw Bench Chain Vise	1/4-6	6-150	24 1/2	11,11	1
40215	BC810	Top Screw Bench Chain Vise	1/2-8	15-200	37 1/4	16,9	1
40175	BC2A	Bottom Screw Bench Chain Vise	1/8-2	3-50	6	2,72	1
40180	BC4A	Bottom Screw Bench Chain Vise	1/8-4	3-100	13 3/4	6,0	1

*For Plastic Pipe and Tube

(TOOLTIP)

Tristand® vises include an adjustable method to increase stand stiffness.



Bench Yoke Vise

Bench Yoke Vises

- Yoke and base made of strong, dependable iron. Hardened alloy steel jaws and convenient pipe rest and bender included.

Catalog No.	Model No.	Description	Pipe Capacity		Weight		Std. Pack
			in.	mm	lb.	kg	
40080	21	Bench Yoke Vise	1/8-2	3-50	8 3/4	4,0	1
40085	22	Bench Yoke Vise	1/8-2 1/2	3-60	13	5,9	1
40090	23	Bench Yoke Vise	1/8-3	3-75	19 3/4	9,0	1
40100	25	Bench Yoke Vise	1/8-4	3-100	27 3/4	12,6	1
40110	27	Bench Yoke Vise	1/8-6	3-150	65	29,6	1



Portable Yoke Vise



Top Screw Post Chain Vise

Portable Chain and Yoke Vises

- Light, strong, portable post chain vise fits any shape or kind of post.
- Model 640 features a tray for oil can, plus a handy pipe bender.
- Portable yoke vise easily attaches to plank, workbench or post.

Catalog No.	Model No.	Description	Pipe Capacity		Weight		Std. Pack
			in.	mm	lb.	kg	
40125	39	Portable Kit Yoke Vise	1/8-2 1/2	3-60	15 1/2	7,0	1
40170	640	Top Screw Post Chain Vise	1/8-5	3-125	23 1/2	10,7	1



Straight Pipe Welding Vise



Angle Pipe Welding Vise



Elbow Pipe Welding Vise



Flange Pipe Welding Vise

Pipe Welding Vises

- Made of durable performance-proven material and designed to resist strain, heat and warpage during tacking.
- Machined swivel nuts and pins, together with special chain screws, give smooth and trouble-free assembling of the vise onto pipe.

Catalog No.	Model No.	Description	Pipe Capacity		Weight		Std. Pack
			in.	mm	lb.	kg	
40220	461	Straight Pipe Welding Vise	1/2-8	15-200	15 1/2	7,0	1
40225	462	Angle Pipe Welding Vise	1/2-12	15-300	18 3/8	8,4	1
40230	463	Elbow Pipe Welding Vise	2 1/2-8	60-200	14	6,4	1
40235	464	Flange Pipe Welding Vise	2 1/8-8	60-200	17 1/4	7,8	1

PIPE VISES & SUPPORTS

Pipe Stands

A full range of heavy-duty adjustable pipe stands are available in varying configurations with capacity from 1/8"-36" (3 mm-900 mm). These stands are ideal for use while threading, welding or roll grooving pipe. Locking ring allows for quick vertical height adjustments.



Exclusive Captured "V" handle retains the V-head to the base while providing an ergonomic handle for adjusting the height and transporting the stand. The folding model folds to store in a 7" diameter circle.

V-Head Pipe Stands

Catalog No.	Model No.	Description	Height Adjustment Low-High		Max. Pipe Capacity		Max. Weight Capacity		Weight	
			in.	cm	in.	mm	lb.	kg	lb.	kg
56657	VJ-98	V-Head Low Pipe Stand	20-38	51-96	12	300	2500	1134	32	14,5
56662	VJ-99	V-Head High Pipe Stand	28-52	71-132	12	300	2500	1134	23	10,4
22168	VF-99	V-Head High Folding Pipe Stand	28-52	71-132	12	300	2500	1134	24	10,9



Roller Head Pipe Stands

Catalog No.	Model No.	Description	Height Adjustment Low-High		Max. Pipe Capacity		Max. Weight Capacity		Weight	
			in.	cm	in.	mm	lb.	kg	lb.	kg
56667	RJ-98	Roller Head Low Pipe Stand	24-42	61-107	12	300	1000	454	24	10,9
56672	RJ-99	Roller Head High Pipe Stand	32-55	82-140	12	300	1000	454	27	12,3



Conveyor Head Pipe Stand

Catalog No.	Model No.	Description	Height Adjustment Low-High		Max. Pipe Capacity		Max. Weight Capacity		Weight	
			in.	cm	in.	mm	lb.	kg	lb.	kg
56682	CJ-99	Conveyor Head High Pipe Stand	30-46	76-117	12	300	1000	454	19	8,6



Ball Transfer Head

Catalog No.	Model No.	Description	Height Adjustment Low-High		Max. Pipe Capacity		Max. Weight Capacity		Weight	
			in.	cm	in.	mm	lb.	kg	lb.	kg
37997	BTH-9	Ball Transfer Head VF/VJ	—	—	12	300	1000	454	5	2,3

(TOOLTIP)

To ensure maximum stability of the work piece, pipe supports should be used every 3½'.



Adjustable Pipe Supports

Catalog No.	Model No.	Description	Height Adjustment Low-High		Max. Pipe Capacity		Max. Weight Capacity		Weight	
			in.	cm	in.	mm	lb.	kg	lb.	kg
42505	46	Adjustable Pipe Support	23-33	59-84	6	152	2500	1134	23	10,4
42510	92	Adjustable Pipe Support	32-41	81-104	6	152	2500	1134	28	12,7

No. 46

No. 92



Support Stand for Roll Groovers

Catalog No.	Model No.	Description	Height Adjustment Low-High		Max. Pipe Capacity		Max. Weight Capacity		Weight	
			in.	cm	in.	mm	lb.	kg	lb.	kg
83380	965	Support Stand for Groovers	26-42	66-107	12	300	2500	1134	29	13,2



Adjustable Stand with Steel Rollers

Catalog No.	Model No.	Description	Height		Max. Pipe Capacity		Max. Weight Capacity		Weight	
			in.	cm	in.	mm	lb.	kg	lb.	kg
64642	AR99	Adj. Roller Stand w/Steel Wheels	34	86	36	900	2500	1134	30	13,6



Large Diameter Pipe Stand

Catalog No.	Model No.	Description	Height Adjustment Low-High		Max. Pipe Capacity		Max. Weight Capacity		Weight	
			in.	cm	in.	mm	lb.	kg	lb.	kg
96372	RJ-624	Large Diameter Pipe Stand	16-31	41-79	24	610	4500	2041	167	75,7

PIPE/TUBE CUTTING & PREPARATION

Pipe/Tube Cutting & Preparation

- Wide selection from a single source.
- Durable designs.
- Exclusive features for maximum productivity.








Type	No. of Models	Pipe Capacity (in)	Page
Pipe Cutters			
Heavy-Duty	7	1/8 - 6	3.2
4-Wheel	2	3/4 - 4	3.3
Wide Roll	1	1/8 - 2	3.3
Hinged	11	2 - 12	3.3
Soil Pipe	5	1 1/2 - 8	3.4-3.5
Torque Wrench	2	-	3.5
Replacement Cutter Wheels	21	-	3.6
Pipe Reamers / Extractors / Taps			
Reamers	4	1/4 - 4	3.7
Extractors	15	1/8 - 2	3.7
Extractor Sets	4	1/8 - 1	3.7
Pipe Taps	9	1/8 - 2	3.7
Power Pipe Cutting	2	2 1/2 - 12	3.8-3.9
Dry Cut Saws	3	12 - 14	3.10
Copper Cutting & Prep	2	1/2 - 4	3.11
Tubing Cutters	24	1/8 - 6 5/8	3.12-3.15
Replacement Cutting Wheels	19	-	3.15
Plastic Pipe Cutters	6	1/8 - 2 3/8	3.16-3.17
Copper Cleaning Brush/ Machine Accessories	-	-	3.18
Conduit Sizing Tool	1	1/2 - 3/4	3.18
Reamers, Deburring Tools	6	1/4 - 4	3.19

PIPE/TUBE CUTTING & PREPARATION

Pipe Cutters

Pipe Cutter Selection

Material / Diameter			Pipe Cutter	Page No.
Steel / Stainless	Heavy Wall Steel	Cast Iron		
1/8" - 6"			Heavy-Duty	 3.2 - 3.3
3/4" - 4"			4-Wheel	 3.3
1/8" - 2"			Wide-Roller	 3.3
2" - 12"			Hinged	 3.3
1 1/2" - 8"			Soil Pipe	 3.4 - 3.5



Heavy-Duty Pipe Cutters

- Fast, clean pipe cutting by hand or power.
- Extra-long shank protects adjustment threads, while an extra-large handle is provided for quick, easy adjustment.
- Can be converted to 3-wheel cutter by replacing rollers with cutter wheel. The 2A and 4S models can be ordered as a 3-wheel model for use in areas where a complete turn is not possible.
- Second handle on 3-S, 4-S and 6-S models make two-man leverage possible on large pipe sizes.

Catalog No.	Model No.	Pipe Cutter Description	Pipe Capacity Nominal Size		Weight	
			in.	mm	lb.	kg
32810	1-A	Heavy-Duty	1/8-1 1/4	3-32	6 1/2	3,0
32820	2-A	Heavy-Duty	1/8-2	3-50	7	3,2
32825	2-A	2-A 3-Wheel Heavy-Duty	1/8-2	3-50	7	3,2
32830	3-S	Heavy-Duty	1-3	25-75	15	6,9
32840	4-S	Heavy-Duty	2-4	50-100	18	8,2
32845	4-S	4-S 3-Wheel Heavy-Duty	2-4	50-100	18	8,2
32850	6-S	Heavy-Duty	4-6	100-150	22	10,0

See page 3.6 for pipe cutter replacement cutter wheels.



PIPE/TUBE CUTTING & PREPARATION

4-Wheel Pipe Cutters

- Designed for work in areas where a complete turn is impossible.
- Model 42-A has a short handle for use in confined areas.
- Second handle on Model 44-S makes two-man leverage possible for large pipe sizes.
- Both models are equipped with four heavy-duty wheels.



No. 42-A



No. 44-S

Catalog No.	Model No.	Pipe Cutter Description	Pipe Capacity Nominal Size		Weight	
			in.	mm	lb.	kg
32870	42-A	Heavy-Duty 4-Wheel	¾-2	20-50	6¾	3,1
32880	44-S	Heavy-Duty 4-Wheel	2½-4	60-100	20	9,1

Wide-Roll Pipe Cutter

- Featuring extra-wide rolls, this cutter is especially designed for use with power drives.
- The wide rolls provide for true tracking and cleaner cuts.



No. 202

Catalog No.	Model No.	Pipe Cutter Description	Pipe Capacity Nominal Size		Weight	
			in.	mm	lb.	kg
32895	202	Heavy-Duty Wide Rolls	½-2	3-50	8	3,5

Hinged Pipe Cutters

- Designed for rapid cutting of 2" through 12" steel pipe, heavy-wall steel pipe and cast-iron pipe.
- The 11 models operate with minimal cutter rotation as necessary for tight quarters.
- Second handle included for 466, 472 and 468 makes two-man leverage possible for large pipe sizes.



Catalog No.	Model No.	Pipe Cutter Description	Pipe Capacity Nominal Size		Weight	
			in.	mm	lb.	kg
73162	424-S*	For Steel Pipe	2-4	50-100	13½	6,0
74227	424-CI	For Cast/Ductile Iron	2-4	50-100	13½	6,0
83080	466-S*	For Steel Pipe	4-6	100-150	28½	13,0
83085	466-HWS*	For Heavy-Wall Steel Pipe	4-6	100-150	28½	13,0
74685	466-CI	For Cast-Iron Pipe	4-6	100-150	28½	13,0
83145	468-S*	For Steel Pipe	6-8	150-200	33	15,0
83150	468-HWS*	For Heavy-Wall Steel Pipe	6-8	150-200	33½	15,2
74700	468-CI	For Cast-Iron Pipe	6-8	150-200	33½	15,2
83165	472-S*	For Steel Pipe	8-12	200-300	41½	19,0
83170	472-HWS*	For Heavy-Wall Steel Pipe	8-12	200-300	42	19,1
74710	472-CI	For Cast-Iron Pipe	8-12	200-300	42	19,1

* Furnished with X-tra sharp wheel for up to 40% faster cutting.

(TOOLTIP)

Three- and four-wheel pipe cutters should only be used when the cutter cannot be rotated completely around the pipe.

Soil Pipe Cutters



No. 226 In-Place Soil Pipe Cutter

- The RIDGID Model 226 In-Place Soil Pipe Cutter is a compact, lightweight tool designed to cut hub 1½" to 6" and No-Hub® soil pipe in tight quarters.
- Only 17" long, the Model 226 is perfect for cutting cast iron, concrete and clay pipe where space is limited.
- The Model 226 is especially suited for against-the-wall and other tight quarter applications.
- From the Model 226's compact design to its unique chain latching mechanism, every feature has been engineered for maximum productivity.



No. 206 Soil Pipe Cutter

- Cuts 1½" to 6" No Hub soil pipe.
- Lighter weight and closer spacing of cutter wheels, together with simple ratcheting action, give smooth cut on lighter wall pipe.
- Ratchet-action handle parallel to pipe allows for application in trenches of minimum width.
- Complete with hand guard to protect operator's knuckles when cutting.



No. 246 Soil Pipe Cutter

- Cuts 1½"-6" clay, cast-iron or cement pipe and 4" Class 22 water main.
- Ratchet-action handle parallel to pipe allows for application in minimum width trenches.
- Complete with hand guard to protect operator's knuckles when cutting.



No. 276 Soil Pipe Cutter

- Provides one stroke cutting of 1½" to 6" service weight, No Hub soil pipe, clay and concrete pipe. Makes repeated cuts quickly.
- Expand capacity up to 8" service weight soil pipe by ordering Model No. 33665 Chain Extension Assembly.

(TOOLTIP)

Make cutting soil pipe easier with a Press Snap™ cutter. It works with all RIDGID standard press tools. See 10.11 for more information.



PIPE/TUBE CUTTING & PREPARATION



No. 228 Soil Pipe Assembly Tool

- Handles all 1½" through 8" gasketed soil pipe without extra, loose attachments.
- Easy assembly of Y, tee and elbow fittings, as well as straight lengths from any angle.
- Slim, compact design lets one man assemble even large sizes quickly and easily.
- Removal of handle facilitates vertical and overhead pipe assembly.

Soil Pipe Cutter Tool Capacity/Selection

- Models 206, 226 and 276 all have the same chain.
- Model 246 has a heavier chain.

Model				Material/Size
226	206	276	246	
▲	▲	▲	▲	Clay pipe, 8"
▲	▲	▲	▲	Service weight cast iron solid pipe, 8"
▲	▲	▲	▲	No hub cast iron soil pipe, 8"
•	•	•	•	Concrete pipe, 4"-6"
•	•	•	•	Clay pipe, 1½"-6"
			•	Class 22 water main, 4"
			•	Extra heavy-duty cast iron soil pipe, 2"-5"
•	•	•	•	Service weight cast iron soil pipe, 1½"-6"
•	•	•	•	No hub cast iron soil pipe, 1½"-6"

• Standard chain. ▲Chain with one chain extension.

*Up to 15" clay pipe only can be cut with an extended chain.

Ordering Information

Catalog No.	Model No.	Description	Capacity		Weight		Std. Pack	Replmt. Chain Cat #
			in.	mm	lb.	kg		
68650	206	Soil Pipe Cutter No Hub	1½-6	50-150	18	8,2	1	33670
69982	226	In-Place Soil Pipe Cutter	1½-6	50-150	18	8,2	1	33670
70437	226	In-Place Soil Pipe Cutter Ratchet	1½-6	50-150	18	8,2	1	33670
32900	246	Soil Pipe Cutter	1½-6	50-150	25	11,3	1	34575
74207	276	Soil Pipe Cutter	1½-6	50-150	23¾	11,7	1	33670
32905	228	Soil Pipe Assembly Tool	1½-8	50-200	22¾	10,3	1	—
33665	206/226/276	Chain Extension Assembly*	—	—	1	3,5	1	—
34570	246	Chain Extension Assembly*	—	—	1	3,5	1	—

* Do not use more than one chain extension except for clay pipe up to 15".



No. 902 Torque Wrench

- Preset to eliminate guesswork in No Hub soil pipe installations.
- Assures proper coupling tightness for strong, leak-free joints.
- The 5/16" drive tightens with a fast ratchet action until the wrench clicks for accurate **60** inch-pounds torque.

No. 904 Torque Wrench

- The 3/8" drive tightens with a fast ratchet action until the wrench clicks for accurate **80** inch-pounds torque.

Catalog No.	Model No.	Description	Torque		Weight		Std. Pack
			in. lb.	NM	lb.	kg	
31410	902	Torque Wrench for No Hub Cast-Iron Soil Pipe Couplings	60	6.8	½	0,2	1
14988	904	Torque Wrench for No Hub Cast-Iron Soil Pipe Couplings	80	9.0	½	0,2	1

PIPE/TUBE CUTTING & PREPARATION

Pipe Cutter Replacement Wheels




Always use genuine RIDGID cutter wheels. These wheels are precision-machined from high-grade steel and are engineered for long life and maximum cutting accuracy.

Pipe Cutters (Original Product) Model				Catalog No.																												Application/Material				
				Model No.	1A	2A	3S	4S	6S	42A	44S	202	206	226	246/266	276	360	424S	424CI	466C	466S	466HWS	468C	468S	468HWS	472C	472S	472HWS	820/364	58657	26212					
Cutter Wheels	Catalog No.	Model No.	Standard Pack	Blade Exp.																													Application/Material			
	33220	E-109	1	.360																																Cast Iron
	44185	E-1032	6	.450																																Steel Pipe & Ductile Iron
	44190	E-1032S	6	.450																																S.S. Pipe
	33135	E-1962	1	.265																																Grey Cast Iron
	33225	E-2632	1	.244																																Cast Iron
	83140	E-3186	1	.680																																Steel & Ductile Iron HW
	75557	E-4266	4	.665																																Heavy Wall Steel
	75572	E-2267	4	.400																																Cast & Ductile Iron
	33105	F-3	12	.312																																Steel & Ductile Iron
	33110	F-3S	6	.312																																S.S. Pipe
	33115	F-119	1	.132																																Grey Cast Iron
	33125	F-229	6	.411																																Steel & Ductile Iron
	33130	F-229S	6	.411																																S.S. Pipe
	75567	F-366	4	.375																																Steel Pipe
	33145	F-367	1	.470																																Steel & Ductile Iron
	33150	F-367-S	1	.470																																S.S. Pipe
	33155	F-383	1	.265																																Grey Cast Iron
	33100	F-514	6	.312																																Steel & Ductile Iron
	33120	F-515	6	.411																																Steel & Ductile Iron
75562	F-546	4	.433																																Steel Pipe	

● Denotes Cutter Wheels furnished with original product. ▲ Denotes alternate Cutter Wheel.

Reamers, Extractors & Taps



Pipe Reamers

- Model 2-S Spiral Ratchet Reamer – Self-feeding spiral design for extra-fast and easy hand reaming. *Model 2-S Reamer is not suitable for power reaming.*
- Models 2 and 3 Ratchet Reamers – Long taper design will not dig in. Suitable for use with power drives.
- Model 254 Spiral Ratchet Reamer – Hollow center reduces weight. Large pressure plate. Hardened alloy steel cone removable for sharpening. *Not suitable for power reaming.*

Catalog No.	Model No.	Description	Capacity		Weight		Std. Pack	Replacement Cone Cat. No.
			in.	mm	lb.	kg		
34955	2-S	Spiral Reamer	¼ - 2	6-50	7¼	3,3	1	35020
34945	2	Straight Reamer	½ - 2	3-50	7	3,2	1	34975
34950	3	Straight Reamer	¾ - 3	9-75	11½	5,2	1	35090
34960	254	Spiral Reamer	2½ - 4	62-100	14	6,4	1	35135

Note: All reamers include handle.

Pipe Extractors

- RIDGID pipe extractors make easy work of removing broken threaded ends of pipe, pipe plugs and fittings. Available for schedule 40 and 80 pipe.
- Each is plainly marked showing drill size used when solid ends of plugs and fittings must be drilled to receive extractor.



Individual Pipe Extractors

Catalog No. Schedule 40	Model No. Schedule 40	Catalog No. Schedule 80	Model No. Schedule 80	Pipe Size		Length Overall		Use Drill		Weight		Std. Pack
				in.	mm	in.	mm	in.	mm	oz.	g	
35595	80	—	—	½	3	2¼	56	¼	6	¾	21	6
35600	81	—	—	¼	6	2½	62	¾	9	1½	43	6
35605	82	—	—	¾	10	2¾	69	½	12	2½	61	6
35610	83	35640	83E	½	12	3	65	¾	16	4	113	6
35615	84	35645	84E	¾	20	3¼	81	1⅜	20	7½	213	6
35620	85	35650	85E	1	25	3½	87	1⅞	26	12½	354	6
35625	86	35655	86E	1¼	32	3¾	94	1⅞	34	20	567	6
35630	87	35660	87E	1½	40	4	100	1⅞	39	26	737	6
35635	89	35665	89E	2	50	4½	112	2⅞	52	50	1417	6

Pipe Extractor Sets

Catalog No.	Model No.	Capacity/Pipe Size		Set includes	Weight		Std. Pack
		in.	mm		oz.	g	
35670	880	½ - ½	3-12	Nos. 80 to 83 Inclusive	8	227	1
35675	881	¼ - ¾	6-20	Nos. 81 to 84 Inclusive	16	454	1
35680	882	¼ - 1	6-25	Nos. 81 to 85 Inclusive	28	794	1
35685	883	½ - 1	3-25	Nos. 80 to 85 Inclusive	28	794	1

Pipe Taps: Hand Use Only



- Made from carbon steel in right hand configuration only.
- These taps are especially suited for restricted area work.
- All taps have taper of ¾" per foot.
- Marked with drill size for pilot hole.

Catalog No.	Model No.	Description	Drill Size	Nominal Pipe Size		Threads Per Inch	Weight		Std. Pack
				in.	mm		lb.	kg	
35815	E-5112	½" Pipe Tap-NPT	2⅞	½	3	27	⅞	0,03	1
35820	E-5113	¼" Pipe Tap-NPT	7/16	¼	6	18	⅞	0,06	1
35825	E-5114	¾" Pipe Tap-NPT	9/16	¾	10	18	¼	0,1	1
35830	E-5115	½" Pipe Tap-NPT	45/64	½	12	14	¼	0,1	1
35835	E-5116	¾" Pipe Tap-NPT	29/32	¾	20	14	½	0,2	1
35840	E-5117	1" Pipe Tap-NPT	19/64	1	25	11½	1	0,5	1
35845	E-5118	1¼" Pipe Tap-NPT	131/64	1¼	32	11½	1¼	0,6	1
35850	E-5119	1½" Pipe Tap-NPT	147/64	1½	40	11½	2	0,9	1
35855	E-5120	2" Pipe Tap-NPT	213/64	2	50	11½	3¼	1,5	1

Power Pipe Cutters



Model No. 258

Power Pipe Cutter / Model 258 2½" to 8" Diameter Pipe

The RIDGID® Model 258 Power Pipe Cutter cuts 2½" to 8" schedule 10*/40 steel pipe, galvanized pipe, rigid conduit, etc. at the job site or in the shop. Powered by the RIDGID No. 700 Power Drive, the 258 is a displacement cutter that provides square cuts. The operator controls the feeding rate by pumping the hydraulic foot pump throughout the operation. Also, the RIDGID Pipe Roller for beveling can be used to rotate the pipe while a second operator uses a grinder to bevel the pipe.

Features

- Square cut 21' or nipple lengths of pipe without effort.
- Easily cuts by displacing instead of removing pipe material.
- No abrasive dust, dangerous sparks, or open flame.
- Quickly cuts steel pipe with minimal burr.
- Great for cutting pipe for groove joining.
- Heavy-duty design is perfect for field or shop use.
- Adaptable for beveling.

Specifications

- Cutting Capacity: 2½" to 8" schedule 10*/40 steel pipe.
- Model 700 Power Drive (not included, see page 4.15).
- Power Drive RPM: 26-30 (no load).
- Weight: 105 lbs. (excludes No. 700 Power Drive, see page 4.15).

Standard Equipment

- One RIDGID 774 Square Drive Adapter.
- One 8½" HD Cutter Wheel Assembly.
- One Hydraulic Ram and Foot Pump.
- Two 2½" to 12" Ball Transfer Pipe Supports.

**Use the thin wall cutter wheel for best results.*

***Cutting time varies with pipe schedule and diameter.*

Note: Models 258 and 258XL are not recommended to cut cast iron pipe. For optimum wheel life always properly support the work piece with ball transfer pipe supports (see accessories on page 3.9).



Model 700 ready for mounting on Model 258 Unit, see page 4.15



Model 258 with Pipe Roller in use for beveling. Two operators are recommended for this operation



Model 258 Pipe Cutter with No. 700 Power Drive in use for cutting

(TOOLTIP)

Do not overfill the hydraulic pump on power pipe cutters. Excess oil will purge out of seals on pump and ram.

PIPE/TUBE CUTTING & PREPARATION



Model No. 258XL

Power Pipe Cutter / Model 258XL 8"-12" Diameter Pipe

The RIDGID® 258XL offers 8"-12" diameter pipe cutting capacity. Utilizing displacement type cutter wheel technology, the design enables larger diameter pipe to be cut to length. The 258XL also uses the RIDGID 700 Power Drive to rotate the heavy-duty cutter wheel. Now one person can easily square cut 12" schedule 40 pipe in minutes.

Specifications

- Cutting Capacity: Model 258XL: 8"-12" schedule 10*/40 steel pipe.
- Model 700 Power Drive (not included) RPM: 26-30 (no load).
- Weight: 140 lbs. (excludes No. 700 Power Drive, see page 4.15).

Standard Equipment

- One RIDGID 774 Square Drive Adapter.
- One 8½" H-D Cutter Wheel Assembly.
- One Hydraulic Ram and Foot Pump.
- Two 2½" to 12" Ball Transfer Pipe Supports.

**Use the thin cutting wheel for best results.*

Note: For optimum wheel life properly support the work piece with standard ball transfer pipe supports (see below).



Ball Transfer Pipe Support



Pipe Roller For Beveling
(Model 258 Only)



Transport Cart

Catalog No.	Model No.	Description	Weight	
			lb.	kg
50767	258	2½"-8" Pipe Cutter	105	48
58227	258-XL	8"-12" Pipe Cutter	140	63

Note: 700 Power Drive not included. For information on 700 Power Drive see page 4.15.

Accessories

66687	-	8½" H-D Cutter Wheel Assembly (includes HD Cutter Wheel, hub w/pins, cover plate)	13	5,9
50812	E-258	8½" H-D Cutter Wheel only	2	1
58222	E258-T	8½" Thin Wall Cutter Wheel Only (PVC and Steel)	2	1
54397	-	Transport Cart	24	11
60002	258PS	Ball Transfer Pipe Support 2½"-12"	7	3,1
60007	-	Replacement Ball Transfer Head Set	5½	2,5
61757	-	Pipe Roller for Beveling (for Model 258 only)	13	6

(TOOLTIP)

When using 258 and 258XL pipe cutters with long lengths of pipe, it is especially important to properly support the pipe to prevent cutter wheel damage. Extra pipe supports may be needed and the work area must be level.

PIPE/TUBE CUTTING & PREPARATION

Saws



Model 614
Dry Cut Saw

Dry Cut Saw / Model 614

The Model 614 features carbide-tipped blades to cut different materials and geometric configurations without cutting fluid. Cutting with the Model 614 generates no burr, abrasive dust or heat, providing clean and fast cuts on steel, copper, plastic and wood. Either straight or miter, the Model 614 offers the largest cutting capacity in its class.

Specifications

- Powerful 15 amp 2HP motor.
- Speed: 1300 RPM.
- Miter cut up to 45°.
- Blade dimensions 14" x 80T x .087" x 1".
- Spindle lock.
- Dust collector.
- Built-in maintenance tools.
- Exclusive quick-acting vise.
- Approved by CSA to CSA and UL standards (115V only).

Standard Equipment

- One dry cut saw with quick acting vise.
- One 14" 80-tooth blade (installed).
- Two maintenance tools.

Catalog No.	Model No.	Description	Weight	
			lb.	kg
71687	614	Dry-Cut Saw, 115V, 60Hz	47	21
72862	614	Dry-Cut Saw, 230V, 60Hz*	47	21

*Not for sale in the U.S. or Canada.

Blades for RIDGID Models 614 and 590 Dry Cut Saws

Catalog No.	Model No.	Description	Weight	
			lb.	kg
71697	—	12" Carbide-Tipped Blade 60 Tooth	2	0,90
71692	—	14" Carbide-Tipped Blade 80 Tooth	3	1,30

Model 614 Capacity

Cutting Angle	Workpiece Geometry		
	○	□	□
90° Cuts	5½" O.D. 130 mm	3¾" x 7" 95 mm x 180 mm	4¾" x 4¾" 120 mm x 120 mm
45° Cuts	4½" O.D. 105 mm	3½" x 4" 80 mm x 100 mm	4¾" x 4¾" 90mm x 90 mm

Copper & Stainless Steel Cutting Prep Machines



Model 122



Model 122XL

Model 122 Capacity

- Tubes & Fittings: ½" - 2" (12mm - 60mm).

Model 122XL Capacity

- Tubes & Fittings: ½" - 4" (12mm - 120mm).

These machines are designed to cut, clean, ream, and debur copper and stainless steel tubing and fittings quickly and professionally. Weighing only 50 pounds and 80 pounds respectively, and possessing a conveniently located carrying handle, the Models 122 and 122XL are ideal for transport directly to the job site. Rugged cast aluminum housing and powerful ⅓ HP induction motor assure long life.

Features

- Powerful, ⅓ HP induction motor drives rollers at 450 RPM (122), 300 RPM (122XL).
- Rugged O.D. cleaning brush cleans tubing quickly with minimal effort.
- Core reamer easily removes turbulence-causing burrs.
- Cutting handle adjusts to accommodate different tubing sizes.
- Copper cutter wheel tested to over 10,000 cuts.
- Guide rollers ensure a straight cut with no tracking.
- Large carrying handle for easy transport to the job site.
- Built-in ½"-incremental scale for quick, easy measuring.
- Fitting brush kit includes six brushes, storage rack and collet.
- Approved by CSA to CSA and UL standards (115 V only).

Technical Specifications

- Motor: ⅓ HP, 115V, 60Hz Induction Motor.
- Switch: Toggle On/Off.
- Cutter Wheel: Model 2191 HD Wheel (122).
- Cutter Wheel: Model 122 SS (122XL).
- Roller Speed: 450 RPM (122), 300 RPM (122XL).
- Reamer: Single Flute Cone, RH, ½" to 2" (122).
- Reamer: Single Flute Cone, RH, ½" to 2" (122XL).

Standard Equipment

Model 122

- One O.D. Cleaning Brush.
- One Core Reamer.
- One Fitting Brush Storage Kit.

Model 122XL

- One O.D. Cleaning Brush.
- One O.D. Deburring Disk.
- One Core Reamer (Maximum pipe size: 2" in diameter).



The heavy-duty O.D. Cleaning Brush cleans the outside diameter of ½" or 2" tubing quickly and easily



The Inner Reamer removes turbulence-causing burrs quickly and effortlessly



The optional fitting brush attachments can be used to clean fittings fast



The optional Debur Disk is used to grind the O.D. edge to help with tight fittings

Catalog No.	Model No.	Description	Weight	
			lb.	kg
93492	122	115V Copper Cutting/Prep Machine ½"-2"	50	22,68
10973	122XL	115V Copper Cutting/Prep Machine ½"-4"	83	37,65

Accessories

93717	-	½" Fitting Brush (3 Per Pack)	½	0,24
93722	-	¾" Fitting Brush (3 Per Pack)	½	0,26
93727	-	1" Fitting Brush (3 Per Pack)	¾	0,27
93732	-	1¼" Fitting Brush (3 Per Pack)	¾	0,29
93737	-	1½" Fitting Brush (3 Per Pack)	1¾	0,77
93742	-	2" Fitting Brush (3 Per Pack)	1¾	0,79
12638	-	2½" Fitting Brush (3 Per Pack)-122XL Only	1¾	0,79
12643	-	3"-4" Fitting Brush (3 Per Pack)-122XL Only	2	0,82
94682	-	O.D. Cleaning Brush	1	0,44
46105	-	O.D. Debur Disk	1¼	0,57
93747	-	Quick-Change Collet	2¼	0,95
93712	-	Fitting Brush Holder	6	2,63
93707	-	Fitting Brush Storage Kit Includes Mountable Storage Rack, Quick-Change Collet, Spare Cutter Wheel, and Brushes (½", ¾", 1", 1¼", 1½", 2")	3	1,39
36662	301A	Model 301A Foot Switch-120V	7½	3,39
33175	2191	Cutter Wheel for Copper	¼	0,01
33551	122SS	Cutter Wheel for Copper and Stainless Steel	¼	0,01
10343	-	Wheel Pin for 33551 Cutter Wheel	¼	0,01
42360	1206	1206 Stand - XL Only	31	14,06
94687	-	2" Reamer Cone Assembly	⅙	0,02

PIPE/TUBE CUTTING & PREPARATION

Tubing Cutters

Tubing Cutter Selection

Material / Diameter				Cutter	Page No.
Steel / Stainless	Copper	Plastic / PVC	Aluminum		
	1/8" - 1 1/8"			Close Quarters 	3.12
	1/8" - 2 3/8"			Constant Swing 	3.13
	1/8" - 3 1/8"			Tubing & Conduit 	3.14
	1/8" - 6 5/8"			Quick Acting 	3.14
		1/8" - 2 3/8"		Plastic Pipe 	3.16 & 3.17
1/2" - 4"				Copper Cutting Machines 	3.11



Model 118

Close Quarters Tubing Cutters

- Specifically designed for use in restricted spaces on small diameter, hard and soft copper, aluminum, brass and plastic tubing; rollers include grooves for close-to-flare cuts.
- Strong, lightweight slide and wheel housing, large knurled feed screw knob gives easy control of cutting pressure for clean cuts.
- Models 117 and 118 include a self-feeding cutter wheel that automatically cuts after tightening the knob only once (AUTOFEED®).
- The Model 118 features a special knob for easier tightening of the feedscrew.



2-In-1 AUTOFEED® Cutter

Catalog No.	Model No.	Description	Std. Wheel	Capacity		Weight		Std. Pack
				in.	mm	lb.	kg	
40617	101	Close Quarters Cutter*	E-3469	1/4-1 1/8	6-28	1/2	0,23	6
32975	103	Close Quarters Cutter	E-3469	1/8-5/8	3-16	1/3	0,15	6
32985	104	Close Quarters Cutter	E-3469	3/16-1 5/16	5-24	1/3	0,15	6
97787	117	Close Quarters AUTOFEED Cutter*	E-3469	3/16-1 5/16	5-24	1/3	0,15	12
86127	118	Close Quarters AUTOFEED Cutter*	E-3469	1/4-1 1/8	6-28	5/8	0,26	6
32573	118	2-In-1 Close Quarters AUTOFEED Tubing Cutter*	E-3469	1/4-1 1/8	6-28	1 1/16	0,48	1
32933	118	Ratchet for 101 & 118 Close Quarters Cutter*	-	-	-	5/8	0,26	1

* Models 101, 117 and 118 include spare cutter wheel in knob.

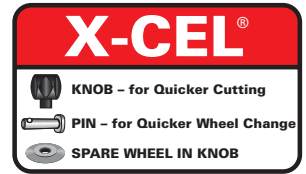
(TOOLTIP)

For best cutting results, change the cutter's wheel pin at least once for every two cutter wheel replacements.

X-CEL® Means Speed

Many of our most popular tubing cutters now include several X-CEL features to make your job quicker and easier.

- X-CEL Knob – cut tubing more quickly and easily with our larger, more ergonomic designs.
- X-CEL Wheel Pin – change your cutter wheel quickly using our new ball detent design...no tool needed...no lost clips!
- Spare cutter wheels included for maximum uptime.



Constant Swing Cutters with New X-CEL Features

- Telescoping feed screw design keeps the cutter at the same length regardless of tubing diameter – good for tight spaces.
- Features an enclosed feed screw to eliminate clogging and jamming, grooved rollers for close-to-flare cuts, and a fold-away reamer.
- Now includes X-CEL Knob and X-CEL Pin for quicker cutting and wheel replacement.
- Made from high-strength zinc alloy.
- Spare cutter wheel included in the knob.
- Cuts copper, brass, and aluminum tubing and thin-wall conduit.

Catalog No.	Model No.	Description	Std. Wheel	Capacity		Weight		Std. Pack
				in.	mm	lb.	kg	
31622	150	Constant Swing Cutter	E-3469	1/8-1 1/2	3-28	1	0,44	6
31627	150	Above w/H-D Wheel(s)	E-4546	1/8-1 1/2	3-28	1	0,44	6
66737	150-L	Constant Swing Cutter	E-3469	1/4-1 3/8	3-35	1	0,44	6
66742	150-LS	Above w/H-D Wheel(s)	E-4546	1/4-1 3/8	3-35	1 1/2	0,47	6




Enclosed Feed Cutters

- Cuts copper, brass and aluminum tubing and thin-wall conduit.
- Both Enclosed Feed Cutters have a quick-acting mechanism for faster size adjustments.
- Spare cutter wheel.

Catalog No.	Model No.	Description	Std. Wheel	Capacity		Weight		Std. Pack
				in.	mm	lb.	kg	
33055	205	Ratcheting Encl. Feed Cutter	E-3469	1/4-2 3/8	6-60	2	,91	1
33070	205	Above w/H-D Wheel(s)	E-4546	1/4-2 3/8	6-60	2	,91	1

PIPE/TUBE CUTTING & PREPARATION




Tubing & Conduit Cutters with New X-CEL® Features

- Clean, square cuts are easily made on copper, brass, aluminum and thin-wall conduit.
- Now includes X-CEL Knob for quicker cutting.
- Models 10, 15 and 20 feature a convenient fold-away reamer.
- Model 30 is rated for larger diameter steel and stainless steel tubing.
- Models 65S and 35S are specially designed for stainless steel tubing. Includes six individual bearings and cutter wheel to make stainless cutting easier.

Catalog No.	Model No.	Description	Std. Wheel	Capacity		Weight		Std. Pack
				in.	mm	lb.	kg	
32910	10	Tubing and Conduit Cutter	F-158	1/8-1	3-25	7/8	0,40	6
32915	10	Above w/H-D Wheel	E-1240	1/8-1	3-25	7/8	0,40	6
32920	15	Tubing and Conduit Cutter	F-158	3/16-1 1/8	5-28	1/2	0,68	6
32925	15	Above w/H-D Wheel	E-1240	3/16-1 1/8	5-28	1/2	0,68	6
32930	20	Tubing and Conduit Cutter	F-158	5/8-2 1/8	16-54	1 3/4	0,79	1
32935	20	Above w/H-D Wheel	E-1240	5/8-2 1/8	16-54	1 3/4	0,79	1
32940	30	Tubing and Conduit Cutter	E-2558	1-3 1/8	25-79	3 1/2	1,60	1
32950	30	Above w/H-D Wheel	E-2191	1-3 1/8	25-79	3 1/2	1,60	1
97212	15-SI	Stainless Steel Tubing & Conduit Cutter	E-1525	3/16-1 1/8	5-28	1 1/2	0,68	1
29963	35S	Stainless Steel Cutter	E-635	1/4-1 3/8	5-35	7/8	0,40	1
31803	65S	Stainless Steel Quick-Acting Tubing Cutter	E-635	1/4-2 1/2	6-65	1 1/2	0,68	1
29973	E635	Stainless Steel Cutter Wheel with Bearings	-	-	-	1/32	0,014	1

Quick-Acting Tubing Cutters with New X-CEL Features

- Models 151-156 feature a quick-acting design, I-beam construction, hardened wear surfaces and thrust bearing slide assemblies for smooth operation.
- All Models now include an X-CEL Knob and X-CEL Pin for quicker cutting and wheel replacement.
- Available in models for plastic pipe or metallic tubing.
- Models 151 and 152 feature fold-away reamers.



Catalog No.	Model No.	Description	Std. Wheel	Capacity		Weight		Std. Pack
				in.	mm	lb.	kg	
31632	151	Quick-Acting Cutter	E-3469	1/4-1 5/8	6-42	1 1/4	0,56	6
31637	151-P	Above w/Wheel for Plastic	E-2155	1/8-1 1/4**	10-40**	1 1/4	,056	6
31642	152	Quick-Acting Cutter	E-3469	1/4-2 5/8	6-66	2	0,92	1
31647	152-P	Above w/Wheel for Plastic	E-2155	1/4-2**	10-63**	2	0,92	1
34572	152-P	Above w/Wheel for PVC	E-5272	1/4"-2**	10-63**	2	0,92	1
36597	153	Quick-Acting Cutter	E-3469	1 1/4-3 1/2	32-90	2	0,92	1
36592	153-P	Above w/Wheel for Plastic*	E-2155	1-3**	25-75**	2	0,92	1
31652	154	Quick-Acting Cutter	E-2558	1 7/8-4 1/2	48-116	3 3/8	1,72	1
31657	154-P	Above w/Wheel for Plastic*	E-2156	1 1/2-4**	50-110**	3 3/8	1,72	1
31662	156	Quick-Acting Cutter	E-2558	4-6 5/8	100-170	5	2,23	1
31667	156-P	Above w/Wheel for Plastic*	E-2157	4-6**	110-160**	5	2,23	1
32078	151 CSST	Quick-Acting CSST Cutter	E-4546	3/8-1	9.5-25.4	1.1	0,50	6

*Plastic models do not include a spare cutting wheel.

**Nominal Plastic Pipe Size.

RIGID® Quick-Acting plastic cutter models are equipped to easily convert to cut copper or other metallic tubing.

1. Remove spare copper cutting wheel from knob.
2. Reverse knob position so that the "Cu" notation is visible inside the knob.
3. Screw knob back on to handle.
4. Using the X-CEL Wheel Pin, you can quickly replace the existing plastic cutting wheel with the copper cutting wheel. You're now ready to cut copper, aluminum, and brass tubing.
5. When you wish to revert to plastic cutting, follow the same instructions but make sure to reposition knob so that "PE" and "PVC" notations are visible inside knob.

Tubing Cutters



Model 108

Internal Tubing Cutters

- For trimming tubing below floor level for shower/floor drain installations, or above the ceiling for sprinkler head installations.
- Model 106 features a tool steel and aluminum body while 108 and 109-P models have cast iron bodies.
- Each model features hardened steel rollers and cutter wheels.
- Model 109P is equipped to cut PVC or ABS plastic.
- Model 102 internal cutter features reamer type end for ease of entry into distorted or burred tubing, and will cut lengths from $\frac{5}{16}$ " - $4\frac{1}{2}$ " (8 mm-113 mm).

Catalog No.	Model No.	Description	Std. Wheel	Capacity		Weight		Std. Pack
				in.	mm	lb.	kg	
33005	106	Internal Cutter	E-2558	2-3 Nominal ¼-2½ Depth	50-75 6-67	- 2¾	- 1,1	- 1
83240	108	Internal Cutter	E-2558	1¼-2 Nominal ¼-1¾ Depth	6-50 6-45	2	0,9	- 1
83290	109	2-Handle Internal Cutter	E-2558	2½-4 Nominal ¼-2½ Depth	60-100 6-54	- 4	- 1,8	- 1
83295	109-P	Above w/Wheel for Plastic	E-5299	2¼-4 Nominal ¼-2½ Depth	60-100 6-54	- 4	- 1,8	- 1

Tubing Cutter Replacement Wheels

Always use genuine RIDGID® Cutter Wheels. These wheels are precision-machined from high-grade steel and are engineered for long life and maximum cutting accuracy.

Tubing Cutters (Original Product)		Catalog No.	Model No.	32910	32920	97212	29963	31803	32078	32930	32940	32945	32955	4817-86127	4817-86127	33005	83240	83290	109P	31622	31632	31637	31642	31647	36597	36592	31652	31657	31662	31667	33055	93492	10973	
Catalog No.	Model No.	Std. Pack	Blade Exp.																															Application/Material
33210	E-702	1	.500																														Heavy Wall PVC, ABS	
33165	E-1240	12	.162	▲	▲	▲																											Steel - SS	
33200	E-1740	1	.147											▲	▲				▲		▲		▲										Soft Flexible Pipe	
74720	E-2155	1	.286																		●		●		●								PE, PB, PP, Std. & Heavy Wall	
74730	E-2156	1	.412									●																					PE, PB, PP, Std. & Heavy Wall	
74735	E-2157	1	.500																														PE, PB, PP, Std. & Heavy Wall	
33175	E-2191	6	.292								▲	▲																					Steel Tubing	
33170	E-2558	6	.220								●	●					●	●	●														Aluminum & Copper	
83235	E-2880	1	.747														▲	▲															PE, PB, PP, Std. & Heavy Wall	
33205	E-2990	1	.112	▲	▲					▲																							Steel, Aluminum & Copper	
33185	E-3469	12	.149											●	●				●	●													Aluminum & Copper	
34695	E-3495	1	.290																		▲	▲											Aluminum	
33190	E-4546	6	.162																		▲	▲											Steel - SS	
33195	E-5272	6	.290																			▲	▲										PVC, ABS, Std. Wall	
33180	E-5299	6	.412									▲																					PVC, ABS, Std. Wall	
33160	F-158	12	.149	●	●					●																							Aluminum & Copper	
88260	E-10279	1	.185																														Thin-Wall PVC	
96397	E-1525	1	.120			●																											Stainless Steel	
33551	122SS	1	.292																														Stainless Steel	
29973	E-635	1	.120				●	●																									Stainless Steel	
33190	E-4546	1	.120						●																									Stainless Steel

● Denotes Cutter Wheels furnished with original product. ▲ Denotes alternate Cutter Wheel.

Plastic Pipe Cutters



Powered Plastic Cutter

- Designed to provide optimum cutting productivity.
- Ultra-sharp blade cuts through plastic pipe in under four seconds.
- Integral blade release provides for quick, repeatable cutting.
- Cuts plastic pipe up to 1½" (42mm) in diameter.
- Makes over 250 cuts in a single charge thanks to a long-lasting 12V Li-Ion battery.
- Easy to operate. A one-handed forward/reverse trigger is conveniently located on the handle.
- Lightweight, ergonomic pistol grip design.
- Kit includes the tool, charger and battery.

Catalog No.	Model No.	Description	Capacity (O.D.)		Weight		Std. Pack
			in.	mm	lb.	kg	
36533	TC-40	Powered Plastic Cutter Kit	1½	42	5.8	2,5	1
36558	TC-40	Charger	–	–	0.19	0,09	1
36673	TC-40	Replacement Blade	–	–	.017	0,08	1
36563	TC-40	12V Li-Ion Battery	–	–	0.47	0,2	1



Model PC-1375

Catalog No.	Model No.	Description	Capacity (O.D.)		Weight		Std. Pack
			in.	mm	lb.	kg	
23493	PC-1375	Single Stroke Plastic Pipe and Tubing Cutter*	½" – 1½"	12-42	¾	1,36	6
25588	PCB-1375	PC-1375 Replacement Blade	–	–	⅛	0,45	1

*Package includes a multi-layer adapter.



Model PC-1250

Scissor-Style Cutter

- X-CEL® blade – Quick change, reversible blade provides two times blade life.
- Spring loaded handles for faster positioning.

Catalog No.	Model No.	Description	Capacity (O.D.)		Weight		Std. Pack
			in.	mm	lb.	kg	
23488	PC-1250	Scissor-Style Plastic Pipe & Tubing Cutter	½-1½	12-42	½	0,20	6
26803	PCB-1250	PC-1250 Replacement Blade	–	–	⅛	0,03	1

(TOOLTIP)

When using the PC-1250 to cut Sch. 40 PVC, it is necessary to rotate the cutter up and down at 90° while piercing through pipe.

Plastic Pipe Cutters



Ratchet Cutter with Ergonomic Grips

- Ergonomic grips on bottom handle are spaced at 1/2" increments to act as a quick pipe measuring scale.
- X-CEL® quick-change blade.
- "Burr-less" cutting operation provides a square cut.

Catalog No.	Model No.	Description	Capacity (O.D.)		Weight		Std. Pack
			in.	mm	lb.	kg	
23498	RC-1625	Ratchet Action Plastic Pipe & Tubing Cutter	1/2-1 1/4	12-42	1 3/16	0,52	6
27858	RCB-1625	RC-1625 Replacement Blade	-	-	1/8	0,03	1
30088	RC-2375	Ratchet Action Plastic Pipe & Tubing Cutter	1/2-2 3/8	3-63	1 7/8	0,90	6
30093	RCB-2375	RC-2375 Replacement Blade	-	-	1/4	0,10	1

Cutter Replacement Blades

Catalog No.	Model No.	Description	Weight		Std. Pack
			lb.	kg	
92170	138	Replacement Blade	1/8	0,03	1
22086	1493	Replacement Blade	1/8	0,03	1



Model PTEC 3000 Tailpiece Extension Cutter

The RIDGID® Tailpiece Extension Cutter is the first of its kind that provides the ability to cut, deburr and bevel thin-walled plastic tubing in one step without causing any change to the shape of the tube. The new PTEC 3000 can be used on Thin-Walled Polyethylene (PE), Polypropylene (PP) and PVC disposer kits, tailpieces and wall tubes.

Cuts single- and double-flanged 1.5" tube as well as 1.25" single-flanged tube.

Unique Features and Benefits:

CLEAN


- Automatic deburring and beveling.
- No need to clean the cut surface prior to joining the tube.

FAST

- Cuts in 6 rotations or less.

STRAIGHT

- Viewing window ensures a cut on the mark.



Catalog No.	Model No.	Description	Capacity (O.D.)		Weight		Std. Pack
			in.	mm	lb.	kg	
41608	P-TEC 3000	Tailpiece Extension Cutter	1 1/2 & 1 1/4	12-42	2	0,91	3

PIPE/TUBE CUTTING & PREPARATION

Inner-Outer Copper Cleaning Brush



- Combines tube O.D. cleaning and fitting I.D. brush into one hand tool.
- High carbon steel brushes quickly clean ½" or ¾" nominal tube and fittings in preparation for soldering or brazing.
- Durable plastic construction designed for easy brush replacement.

Catalog No.	Model No.	Description	Weight		Standard Pack
			oz.	g	
34142	4100	I-O Copper Cleaning Brush	3¼	90,7	10
34147	–	Replacement Brush Set	1½	45,3	1

Accessories for No. 124 Copper Cleaning Machine

- Cleaning Brushes: 13 internal, standard-duty wire for ½" – 4" fittings.
- External Cleaning Brush and Deburring Cutter: For ½" – 2" fittings and ½" – 4" tube.
- Reamer: Replaceable blade for ½" – 2" tube.
- Accessories: No. 126 Facing Cutter – Replaceable hardened steel insert.
- Fitting Brushes: Small internal brushes for refrigeration and air conditioning.

Catalog No.	Model No.	Description	Weight	
			lb.	kg
46425	E-6128	2" to 4" Brush Arbor	¼	0.08
46450	E-6212-X	5" to 6" Brush Arbor	1¼	0.5
94682	D-1415	External Brush	¾	0.3

Standard-Duty Brushes		Brushes for No. 124 Machine			Std. Pack
Catalog No.	Model No.	Description	Weight		
			oz.	g	
42245	E-5715	⅜" (10 mm) Fitting Brush	1	28	6
42250	E-5720	½" (13 mm) Fitting Brush	1	28	6
42255	E-5721	¾" (19 mm) Fitting Brush	1	28	6
42260	E-5722	1" (25 mm) Fitting Brush	2	56	6
42265	E-5723	1¼" (32 mm) Fitting Brush	2	56	3
42270	E-5724	1½" (38 mm) Fitting Brush	4	113	3
42275	E-5725	2" (51 mm) Fitting Brush	6	170	3
42280	E-5726	2½" (64 mm) Fitting Brush	8	227	2
42285	E-5727	3" (76 mm) Fitting Brush	10	283	2
42290	E-5728	4" (102 mm) Fitting Brush	14	397	2

Conduit Sizing Tool



No. 575 EMT Sizing Tool for Conduit

- Quickly resizes thin-wall conduit ends that have become deformed after installation.
- Tool can also be used for slight bending of ½" and ¾" conduit ends for alignment purposes.
- Hardened alloy steel resists wear.

Catalog No.	Model No.	Description	Weight		Standard Pack
			lb.	kg	
36005	575	½" (12 mm) and ¾" (19 mm) EMT	1¾	0,6	1

Reamers, Deburring Tools



Plastic Construction Inner-Outer Reamer

- Handy for quick, clean and easy I.D. reaming and O.D. beveling of ¼" through 1½" nominal water tube.
- Plastic construction with long-wearing alloy steel blades.
- Gives fast, professional reaming on copper, aluminum, brass and other types of tubing.

Catalog No.	Model No.	Capacity	Weight		Standard Pack
			lb.	g	
34965	127	¼" (6 mm) through 1½" (38 mm) Nominal Water Tube	¼	113	1



223S Inner-Outer Reamer

Hardened Steel Construction Inner-Outer Reamer

- 46 cutting edges on interior cone allow for fast, clean, inner reaming and outer deburring/beveling of ½"-2" (12mm-54mm) copper and stainless steel tubing.
- Hardened steel construction.

Catalog No.	Model No.	Capacity	Weight		Standard Pack
			lb.	g	
29983	223S	¼" (6 mm) through 1¼" (32 mm) Copper and Stainless Tubing	¾	340	1
29993	227S	½" (12 mm) through 2" (51 mm) Copper and Stainless Tubing	1¼	560	1



227S Inner-Outer Reamer

Deburring Tools

- Deburring Tool for plastic pipe and tubing.
- Made of high-grade steel with specially-designed, long-lasting cutting edges.
- Slip-resistant vinyl hand grip.
- Ideal for removing outside ridges and inside burrs on plastic pipe and tubing.



Catalog No.	Model No	Description	Plastic Pipe Capacity		Plastic Tubing Capacity, I.D.		Standard Pack
			in.	mm	in.	mm	
35155	72	Deburring Tool	½-1½	12-40	¾-2½	20-53	6
64962	73	Deburring Tool	1½-3	40-76	-	-	6
64967	74	Deburring Tool	4	100	-	-	6

Threading





- Dependable heavy duty machines for maximum up-time, superior quality threads and minimal threading time.
- Industry's widest selection of hand and power threading equipment.
- Manual "hammer" type chuck and "auto-chuck" models.



Type	No. of Models	Pipe Capacity (in.)	Page No.
Manual Ratchet Threaders			
Exposed Ratchet Threader Sets	6	½ - 1¼	4.3
Enclosed Ratchet Threader Sets	1	½ - 1¼	4.3
Ratchet and Handle Only	1	—	4.3
Three-way Pipe Threaders	3	½ - 1	4.3
Exposed Ratchet Bolt Threader	2	¼ - 1	4.4
Carrying Case	7	—	4.4
Hand Threader Die Heads	—	⅛ - 12	4.5 - 4.6
Manual Threader Pipe & Bolt Dies	—	¼ - 2	4.7
Manual Receding Threaders			
Models 65R-C & 65R-TC	6	1 - 2	4.8
Pipe Dies for Geared Receding Threaders	10	2½ - 6	4.8
Power Threading w/ Geared Threaders	—	—	4.9
Receding Geared Threader Accessories	—	—	4.10 - 4.11
Accessories			
Thread Sealant	5	—	4.11
Cutting Oil	13	—	4.12
Oiler	4	—	4.12
Power Drives			
Model 600	3	⅛ - 1¼	4.13
Model 690	1	⅛ - 2	4.14
Model 700	2	⅛ - 2	4.15
Model 300	8	⅛ - 2	4.16
Threading Machines			
Model 300 Complete	4	⅛ - 2	4.17
Model 535A Threading Machine	3	⅛ - 2	4.18 - 4.19
Model 535 Threading Machine	4	⅛ - 2	4.20 - 4.21
Model 1215 Threading Machine	1	¼ - 1½	4.22 - 4.23
Model 300 Compact Threading Machine	6	⅛ - 2	4.24 - 4.25
Threader Stands	4	—	4.26
Optional Die Heads	5	⅛ - 2	4.27
Model 1224 Threading Machine	8	¼ - 4	4.28
Die Heads for 1224	4	¼ - 4	4.29
Pipe Dies for Machine Die Heads	—	⅛ - 2	4.30 - 4.32
Nipple Chucks/Adapters	—	—	4.33

THREADING

Threader Selection

Pipe Threads (inches)				Bolt Threads				Model	Page No.
NPT	BSPT	NPSM	BSPP	UNF	UNC	ACME			
1/8-1 1/8-1 1/4 1/8-2 1/2-1	1/8-1 1/8-1 1/4 1/8-2 1/2-1	1/8-1 1/8-1 1/4 1/2-2 1/2-1	— 3/8-1 1/4-2 1/2-1	1/4-1 — — —	1/4-1 — — —	— — — —	 Manual Ratchet Threaders	00-RB 11-R 12-R 31-A Series*	4.4 4.3 4.3 4.3 4.3
1-2 2 1/2-4 4-6	1-2 2 1/2-4 4-6	— — —	— — —	— — —	— — —	— — —		 Receding Threaders	65-R 141 161
1/8-1 1/4 1/8-2 1/8-2 1/8-2	1/8-1 1/4 1/8-2 1/8-2 1/8-2	1/8-1 1/4 1/2-2 1/8-2 1/8-2	3/8-1 1/4-2 1/4-2 1/4-2	— — 1/4-1 1/4-2	— — 1/4-1 1/4-2	— — — 3/4-1 3/8	 Power Drives		600 690 700 300
1/8-2 1/8-2 1/8-2 1/8-2 1/4-4	1/8-2 1/8-2 1/8-2 1/8-2 1/4-4	1/8-2 1/8-2 1/8-2 1/8-2 1/8-2	1/4-2 1/4-2 1/4-2 1/4-2 1/4-2	1/4-2 3/16-2 1/4-2 1/4-2 1/4-2	1/4-2 3/16-2 1/4-2 1/4-2 1/4-2	3/4-1 3/8 3/16-2 3/4-1 3/8 3/4-1 3/8 3/4-1 3/8		 Threading Machines	300 Compact 535-A 535 1215 1224

* Standard configuration, but can use any 12-R dies.



Manual Ratchet Threaders

All matched Threader/Sets include Die Heads, Ratchet Assembly, Ratchet Handle and Alloy Dies. All Threader Sets use same 12-R Dies in Die Head.



Exposed Ratchet Threader Sets

- Model 00-R: Capacity 1/8"-1" without carrying case.
- Model 12-R: Capacity 1/8"-2" with carrying case.

Selection

Catalog No.			Model No.	Die Heads Included		Weight	
NPT	BSPT	NPSM		in.	mm	lb.	kg
36345	65175	36380	00-R	1/2-1	12-25	10	4,5
36355	—	—	00-R	3/8-1	10-25	11 1/4	5,1
36375	—	—	00-R	1/8-1	3-25	13 3/4	6,2
36480	—	—	12-R	1/2-1 1/4	12-32	23 3/4	10,8
36475	65255	36510	12-R	1/2-2	12-50	34 3/4	15,8
36505	65285	—	12-R	1/8-2	3-50	45 1/2	20,7
55207*	—	—	12-R	1/2-2	12-50	35 1/2	16,1

* For plastic-coated pipe.



Model 11-R

Enclosed Ratchet Threader Sets

- Model 11-R capacity: 1/8" -1 1/4".

Selection

Catalog No.	Model No.	Die Heads Included		Weight	
NPT		in.	mm	lb.	kg
36390	11-R	1/8-1 1/4	12-32	16	7,3



Ratchet & Handle Only

Ratchet knob indicates forward and reverse. Die heads snap in from both sides and lock in place.

Selection

Catalog No.	Model No.	Description
38540	00-RB	Ratchet & Handle Only
38540	00-R	
37777	11-R	
38550	111-R	
30118	12-R	
38535	0-R	



Three-Way Pipe Threaders

Each model cuts three thread sizes and uses 12-R ratchet threader dies.

Selection

Model No.	RH Alloy	RH High Speed	RH High Speed for Stainless Steel	Capacity		Weight	
				in.	mm	lb.	kg
31-A NPT	36540	36550	36555	1/2, 3/4, 1	12, 20, 25	10	4,6
31-A BSPT	65320	—	—	1/2, 3/4, 1	12, 20, 25	10	4,6
31-A NPSM	36560	—	—	1/2, 3/4, 1	12, 20, 25	10	4,6



See page 4.12

THREADING

Manual Ratchet Threaders



Exposed Ratchet Bolt Threader Sets

- Model OO-RB: Capacity ¼"-1"
- All matched threader sets include button die heads, ratchet assembly (OO-R) and ratchet handle. Button dies can be reversed to thread close to bolt shoulder or head.

Selection

Catalog No.	Model No.	Description	No. Die Heads Complete	Thread Type	Capacity Range		Weight	
					in.	mm	lb.	kg
36680	OO-RB	Ratchet Bolt Threader	10	UNC	¼-1	6-25	20	9,1
36690	OO-RB	Ratchet Bolt Threader	10	UNF	¼-1	6-25	20	9,1



Carrying Cases

- Helps keep die sets organized.

Selection

Catalog No.	Description	Thread Type	Length x Width x Height	Weight	
				lb.	kg
38605	Metal Case	OO-R	19 ⁵ / ₁₆ x 4 ⁹ / ₁₆ x 3 ³ / ₁₆	7 ¹ / ₂	3,4
38610	Metal Case	OO-RB	19 ¹ / ₂ x 7 ¹ / ₄ x 3 ³ / ₁₆	7 ¹ / ₂	3,4
38615	Metal Case	111-R	25 ⁵ / ₁₆ x 4 ² / ₃₂ x 6 ⁷ / ₃₂	7 ³ / ₄	3,5
38620	Metal Case	11-R	24 ¹ / ₈ x 4 ² / ₃₂ x 9 ¹ / ₁₆	7 ³ / ₄	3,5
38625	Metal Case (Holds 6 Die Heads)	12-R	25 ⁵ / ₁₆ x 5 x 6 ¹ / ₂	13	5,9
97375	Metal Case (Holds 9 Die Heads)	12-R	24 ³ / ₈ x 5 x 10	15	6,3
21218	Plastic Case*	12-R	25 x 5 x 14	6	2,5

*Cases contain no die heads.



Die Heads

Manual Threaders – Models 00-R, 12-R, 11-R & 00-RB



Selection: North American Standards

	Catalog No.									
	Nominal Pipe Size (in.)									
	1/8	1/4	3/8	1/2	3/4	1	1 1/4	1 1/2	2	
Model No. 00-R										
(NPT)										
Alloy RH	36875	36880	36885	36890	36895	36900	–	–	–	
High-Speed RH	36935	36940	36945	36950	36955	36960	–	–	–	
High-Speed for Stainless Steel RH	36965	36970	36975	36980	36985	36990	–	–	–	
(NPSM)										
Alloy RH	36995	37000	37005	37010	37015	37020	–	–	–	
API High-Speed	–	–	83435	68775	68780	–	–	–	–	
Model No. 12-R										
(NPT)										
Alloy RH	37375	37380	37385	37390	37395	37400	37405	37410	37415	
High-Speed LH	–	–	–	37435	37440	37445	37450	37455	37460	
High-Speed RH	37465	37470	37475	37480	37485	37490	37495	37500	37505	
High-Speed for Stainless Steel RH	37510	37515	37520	37525	37530	37535	37540	37545	37550	
High-Speed for PVC RH	–	83450	83455	83460	83465	83470	83475	83480	83485	
High-Speed for Plastic Coated Pipe	–	–	–	51857	51862	51867	51872	51877	51882	
Alloy for IMC RH	–	–	–	92690	92695	92700	92705	92710	92715	
(NPSM)										
Alloy RH	37555	37560	37565	37570	37575	37580	37585	37590	37595	
Model No. 11-R										
(NPT)										
Alloy RH	37025	37030	37035	37040	37045	37050	37055	20923	20943	
High-Speed RH	37095	37100	37105	37110	37115	37120	37125	20928	20948	
High-Speed for Stainless Steel RH	37130	37135	37140	37145	37150	37155	37160	20933	20953	
(NPSM)										
Alloy RH	37165	37170	37175	37180	37185	37190	37195	20938	20958	
Model No. 00-RB										
	1/4 20 TPI	5/16 18 TPI	3/8 16 TPI	7/16 14 TPI	1/2 13 TPI	9/16 12 TPI	5/8 11 TPI	3/4 10 TPI	7/8 9 TPI	1 8 TPI
(UNC)										
Alloy RH	37610	37615	37620	37625	37630	37635	37640	37645	37650	37655
Alloy LH	–	–	–	37675	–	–	–	37695	–	–
(UNF)										
	28 TPI	24 TPI	24 TPI	20 TPI	20 TPI	18 TPI	18 TPI	16 TPI	14 TPI	14 TPI
Alloy RH	37710	37715	37720	37725	37730	37735	37740	37745	–	37755
Alloy LH	–	–	–	37775	37780	37785	37790	37795	37800	37805

Unless highlighted, all die heads come complete with selected dies and are set at the factory.
 ■ Highlighted die heads require assembly with supplied dies.
 All matched threader/sets include die heads, ratchet assembly, ratchet handle and specified dies.



See page 4.12



For 418 Oiler, see page 4.12.

THREADING

Die Heads

Ratchet Threaders – Models 00-R, 12-R, 11-R



Selection: British & International Standards

	Catalog No.								
	Nominal Pipe Size (in.)								
	1/8	1/4	3/8	1/2	3/4	1	1 1/4	1 1/2	2
Model No. 00-R									
(BSPT)									
Alloy RH	65705	65710	65715	65720	65725	65730	–	–	–
High-Speed RH	65765	65770	65775	65780	65785	65790	–	–	–
Model No. 12-R									
(BSPT)									
Alloy RH	65950	65955	65960	65965	65970	65975	65980	65985	65990
High-Speed LH	–	–	–	–	–	66020	–	66030	66035
High-Speed RH	–	–	–	66040	66045	66050	66055	66060	66065
Alloy for JIS RH	–	–	–	92585	92590	92595	92600	92605	92610
(BSPP)									
Alloy RH	–	49932	49937	49942	49947	49952	–	49962	49967
Model No. 11-R									
(BSPT)									
Alloy RH	65550	65555	65560	65565	65570	65575	65580	–	–
High-Speed RH	–	–	65620	65625	65630	65635	65640	–	–
(BSPP)									
Alloy RH	–	–	65680	65685	65690	65695	65700	–	–

Selection: British & International Standards

	Catalog No.			
	Nominal Pipe Size (mm)			
	20 mm	25 mm	32 mm	40mm
Model No. 11-R				
(ISO) Alloy RH	75005	75010	75015	75020

Unless highlighted, all die heads come complete with selected dies and are set at the factory.
 ■ Highlighted die heads require assembly with supplied dies.
 All matched threader/sets include die heads, ratchet assembly, ratchet handle and specified dies.



Pipe Dies

Selection: Models 00-R, 11-R, 12-R, O-R, Ratchet Threaders or 30A, 31A 3-Way Pipe Threaders



Die Material or Type	Catalog No.								
	Nominal Pipe Size – Threads Per Inch								
	1/8-27	1/4-18	3/8-18	1/2-14	3/4-14	1-11½	1¼-11½	1½-11½	2-11½
(NPT) National Pipe Taper									
Alloy RH	37810	37815	37820	37825	37830	37835	37840	37845	37850
High-Speed RH	37855	37860	37865	37870	37875	37880	37885	37890	37895
High-Speed LH	–	38050	38055	38060	38065	38070	38075	38080	38085
H.S. For Stainless Steel RH	37900	37905	37910	37915	37920	37925	37930	37935	37940
H.S. For PVC RH	–	–	70685	70690	70695	70700	70705	70710	70715
HS Reversible RH*	–	–	–	49707	49712	49717	49722	49727	–
(NPSM) National Pipe Straight Mechanical									
Alloy RH	37945	37950	37955	37960	37965	37970	37975	37980	37985
(API) American Petroleum Institute***									
High-Speed RH			70720	70725	70730				
(BSPT) British Standard Pipe Taper**									
	1/8-28	1/4-19	3/8-19	1/2-14	3/4-14	1-11	1¼-11	1½-11	2-11
Alloy RH	66110	66115	66120	66125	66130	66135	66140	66145	66150
High-Speed RH	66310	66315	66320	66325	66330	66335	66340	66345	66350
High-Speed LH	66405	66410	66415	66420	66425	66430	66435	–	66445
HS Reversible RH*	–	–	56337	56342	56347	56352	–	–	56367
(BSPP) British Standard Pipe Parallel**									
Alloy RH	66190	66195	66200	66205	66210	66215	66220	66225	66230

* Dies can be reversed in die head for close-to-wall threading.
 ** Requires British Die Head.
 *** Requires API Die Head.

ISO International Standards Organization	Nominal Conduit Size in mm – Thread Pitch in mm			
	20-1.5	25-1.5	32-1.5	40-1.5
Alloy RH	85830	76305	85835	76315

Requires 11-R ISO Die Head, see page 4.6.

BEC British Electrical Conduit (1)	Nominal Conduit Size – Threads Per Inch					
	1/2-18	5/8-18	3/4-16	1-16	1¼-16	1½-14
Alloy RH	66155	66160	66165	66170	66175	–

(1) Requires 11-R BEC Die Head.

Bolt Threaders Button Dies

Selection: Model 00-RB Ratchet Bolt Threaders, or 31B, 33B, 35B, 37B 3-Way Bolt Threaders

Die Material or Type	Catalog No.									
	Rod Diameter – Threads Per Inch									
	1/4-20	5/16-18	3/8-16	7/16-14	1/2-13	9/16-12	5/8-11	3/4-10	7/8-9	1-8
(UNC) Unified National Course										
Alloy RH	38335	38340	38345	38350	38355	38360	38365	38370	38375	38380
(UNF) Unified National Fine										
Alloy RH	38385	38390	38395	38400	38405	38410	38415	38420	38425	15317



Manual Receding Threaders



Model 65R-TC

- Threads 1"-2" pipe.
- True centering workholder.
- Jam-proof.
- Right-hand only.

Selection

Catalog No.	Model No.	Description	Capacity Nominal Pipe Size		Weight	
			in.	mm	lb.	kg
36570	65R-TC	NPT with 1 Set High-Speed Dies	1-2	25-50	27	12,3
65345	65R-TC	BSPT with 1 Set High-Speed Dies	1-2	25-50	27	12,3
96720	-	Metal Carrying Case for 65R Series Threaders	-	-	8	3,7



Model 65R-C

- Threads 1"-2" pipe.
- Jam-proof drive pawl.
- Cam workholder sets instantly.
- Right-hand only.

Selection

Catalog No.	Model No.	Description	Capacity Nominal Pipe Size		Weight	
			in.	mm	lb.	kg
36565	65R-C	NPT with 1 Set High-Speed Dies	1-2	25-50	25	11,4
65340	65R-C	BSPT with 1 Set High-Speed Dies	1-2	25-50	25	11,4
96720	-	Metal Carrying Case for 65R Series Threaders	-	-	8	3,7

Accessories: Receding Threaders Pipe Dies for Models 65R-C & 65R-TC Ratchet Threaders

Die Material or Type	Catalog No.	
	(NPT) National Pipe Taper	(BSPT) British Std. Pipe Taper
	1" Thru 2"-11½ TPI	1" Thru 2"-11 TPI
High-Speed RH	38100	66450*
H.S. For Stainless Steel RH	38105	-
H.S. For Cast Iron RH	38110	-

* Requires BSPT Threader

Accessories: Pipe Dies for Model 4PJ Geared Pipe Threaders

Die Material or Type	Catalog No.							
	(NPT) National Pipe Taper				(NPSM) National Pipe*			
	Nominal Pipe Size-Threads Per Inch				Nominal Pipe Size-Threads Per Inch			
	2½"-8	3"-8	3½"-8	4"-8	2½"-8	3"-8	3½"-8	4"-8
High-Speed RH	38220	38225	38230	38235	46732	46737	46742	46747
H.S. For Cast Iron RH	38240	38245	38250	38255	-	-	-	-

* Requires NPSM Threader

Die Material or Type	Catalog No.			
	(BSPT) British Standard Pipe Taper			
	Nominal Pipe Size-Threads Per Inch			
	2½"-11	3"-11	3½"-11	4"-11
High-Speed RH	66535*	66540*	-	66550*

* Requires BSPT Threader



Geared Threader Configurations

Power Threading with Geared Threaders – Models 141, 161



300 Front-Mount



535 Rear-Mount

300 Power Drive Front-Mount

Application for 141 and 161 Geared Threader requires:

- 1206 Stand (pg. 4.16).
- Pipe Support (pg. 2.5).
- 418 Oiler (pg. 4.12).
- 844 Drive Bar (pg. 4.10).
- 758 Loop – for 141 (pg. 4.10).
- 346 Support Arms – for 161 (pg. 4.10).

300 Power Drive Rear-Mount

Application for 141 and 161 Geared Threader requires:

- 1206 Stand (pg. 4.16).
- 460 TRISTAND (pg. 2.2).
- 418 Oiler (pg. 4.12).
- 840A Universal Drive Shaft (pg. 4.10).

535 Threading Machine Front-Mount

pg. 4.20.

535 Threading Machine Rear-Mount (manual chuck only)

Application for 141 and 161 Geared Threader requires:

- 460 TRISTAND (pg. 2.2).
- 418 Oiler (pg. 4.12).
- 840A Universal Drive Shaft (pg. 4.10).

300 Compact Threading Machine Front-Mount

Application for 141 Geared Threader requires:

- 844 Drive Bar (pg. 4.10).
- 768 Drive Link Assembly (pg. 4.10).

1822 Threading Machine Front-Mount

Application for 141 Geared Threader requires:

- 241 Carriage Mount Kit.

1224 Threading Machine Rear-Mount

Application for 161 Geared Threader requires:

- 840A Universal Drive Shaft (pg.4.10).
- 460 TRISTAND (pg. 2.2).
- 418 Oiler (pg. 4.12).



See page 4.12

Receding Geared Threaders



Models 141/161

- Model 141 threads 2½", 3", 3½", 4" pipe with one set of dies.
- Model 161 threads 4", 4½", 5", 6" pipe with one set of dies.
- Jaw clutch prevents jamming.
- Simple adjustment for tapered or straight threads.
- Cam-type workholder sets instantly.
- Fully enclosed gearing.
- Right-hand only.

Selection

Catalog No.	Model No.	Description	Capacity Nominal Pipe Size		Weight	
			in.	mm	lb.	kg
36620	141	NPT with 1 Set High-Speed Dies	2½-4	62-100	93	42,3
65380	141	BSPT with 1 Set High-Speed Dies	2½-4	62-100	93	42,3
36630	161	NPT with 1 Set High-Speed Dies	4-6	100-150	158	71,8
39380	D-1440	Ratchet and Handle	—	—	9½	4,3
96725	—	Metal Carrying Case for 141 Geared Threaders	—	—	17	7,7
41620	—	Gearhead Motor Grease	—	—	1	0,5

Geared Threader Accessories



Model 840A Universal Drive Shaft

A telescoping (41" to 50") drive shaft for operation of Nos. 141 and 161 geared threaders with threading machines.

Geared Threader Operation

The Nos. 141 and 161 geared threaders, in conjunction with these accessories, allow power drives and threading machines to thread up to 4" and 6" pipe. See page 4.9.

Selection

Catalog No.	Model No.	Description	Weight	
			lb.	kg
42505	46	Adjustable Pipe Support (page 2.5)	23	10,4
61122	840A	Universal Drive Shaft	26	11,8
19366	758	Loop (141 with 300 Power Drive)	1¼	0,6
40005	346	Support Arms (161 with 300 Power Drive)	10½	4,8
42405	844	Drive Bar (300, 535M & old style)	5¼	2,6
42415	768	Drive Link Assembly (535, 535M & old style)	2½	1,1
97882*	—	Kit 141 on 535 Auto Chuck with High-Clearance Carriage	12	5,4
16723**	—	Kit 141 on 535 Manual Chuck with High-Clearance Carriage	12	5,4

*Kits include all accessories necessary for threading with a 141 mounted on a 535 with a high-clearance carriage.
 ** Drive bar 16723 not included.



Model 46 Pipe Support



Model 346 Support Arms



No. 758 Loop



Model 844 Drive Bar



Pipe Dies



Selection: Model 141 Geared Pipe Threaders

Die Material or Type	Catalog No.		
	(NPT) National Pipe Taper	(BSPT) British Std. Pipe Taper	Beveling Dies
	2 1/2" Thru 4"-8 TPI	2 1/2" Thru 4"-11 TPI	2 1/2" Thru 4"
High-Speed RH	38120	66625*	—
H.S. For Stainless Steel RH	70640	70645*	—
H.S. For Cast Iron RH	38125	—	—
H.S. For PVC RH	38130	—	—
H.S. 37 1/2° Bevel	—	—	38140

(NPSM) National Pipe Straight Mechanical – Use (NPT) Dies and Rotate Threader Guide Post 180°.

(BSPP) British Standard Pipe Parallel – Use (BSPT) Dies and Rotate Threader Guide Post 180°.

* Requires BSPT Threader.

Selection: Model 161 Geared Pipe Threaders

Die Material or Type	Catalog No.	
	(NPT) National Pipe Taper	(BSPT) British Std. Pipe Taper
	4" Thru 6"-8 TPI	4" Thru 6"-11 TPI
High-Speed RH	38155	66620*
H.S. For Stainless Steel RH	70655	—

(NPSM) National Pipe Straight Mechanical – Use (NPT) Dies and Rotate Threader Guide Post 180°.

(BSPP) British Standard Pipe Parallel – Use (BSPT) Dies and Rotate Threader Guide Post 180°.

* Requires BSPT Threader.

RIDGID® Thread Sealants



RIDGID White proprietary formula is NFS and UPC listed and approved for potable water use. The non-toxic, lead-free formulas won't harden or freeze, allowing easy disassembly of joints without compromising thread integrity.

RIDGID White Sealant with ultra-fine non-stick particles allow for a tighter seal with less effort. The formula is not affected by oils, dilute acids or common solvents and can be used on PVC, CPVC, ABS, nylon, polypropylene, polybutylene, delrin, cyclocac, as well as on metal pipes. RIDGID White Sealant should not be used on lines carrying oxygen, halogens or liquid sodium.

White (with non-stick particles)

Catalog No.	Description	Weight Per Case	
		lb.	kg
84332	1/2 pint can (brush-in-can)	11	4,99
84337	1 pint can (brush-in-can)	26	11,75

Note: Working pressure for all RIDGID sealants is 125 p.s.i.



See page 4.12

THREADING

Cutting Oil



Thread Cutting Oil

- Cools threads and pipe during operation.
- Speeds metal removal.
- Improves thread quality.
- Reduces threading torque.

RIDGID® thread cutting oils are free of chlorine and other halogens, PCBs and heavy metals. Complete material safety data sheet available.

Selection

Feature	Dark	Nu-Clear	Endura-Clear	Extreme Performance
Low Odor	X	X	X	X
Anti-Mist Formulation	X	X	X	
Extended Die Life			X	X
FBC™ System Compatible**			X	
Designed for Stainless Steel				X
Working Viscosity	0°F	-20°	-20°	0°

Container Size		Catalog No.				Containers Per Case	Weight Per Case	
U.S.	Metric	Dark	Nu-Clear	Endura-Clear	Extreme Performance		lb.	kg
1 Qt.*	0.94 L	41590	—	—	—	12	22	10
1 Gal.	3.78 L	70830	70835	32808	74012	6	50	22,7
5 Gal.	18.90 L	41600	41575	—	74047	1	42	19
55-Gal.	207.90 L	41610	41585	—	76767	1	465	211
16 oz***	0.38 L	—	—	—	22088	12	12	5,5

*Flip top included with every quart bottle. ***Aerosol can.

**FBC™ System Compatible indicates that this product has been tested and is monitored on an ongoing basis to assure chemical compatibility with FlowGuard Gold®, BlazeMaster® and Corzan® pipe and fittings.

FlowGuard Gold®, BlazeMaster®, Corzan® and FBC™ are trademarks of The Lubrizol Corporation. FBC™ is a trademark of The Lubrizol Corporation.

Oiler



Model 418 Oiler

The Model 418 hand-held oiler is sturdier than ever before. The 418's pump assembly and heavy-duty reservoir are designed to increase productivity.

Pump Assembly

- 50% more oil per stroke than other hand-held oilers for longer die life.
- An ergonomic 2-finger trigger design that reduces user fatigue.
- Die cast, heavy-duty body with swivel nozzle with no exposed parts for longer life.

Heavy Duty Reservoir

- The Model 418 oiler features a fastenerless twist and lock drip pan that easily locks in place.
- The material withstands abrasion, is lighter than metal and does not rust.
- The reservoir will not crack or leak.
- Material is so strong that under normal use, no dents will form on impact or shape changes will occur over time. As a result, the drip pan will fit squarely on the reservoir time after time.
- Integral molded body eliminates leaks at the hose-reservoir connection.
- Convenient anti-slip grip design with integral hook for easy hanging.

Selection

Catalog No.	Model No.	Description	Weight	
			lb.	kg
10883	418	Hand operated oiler complete. Includes 1 gallon of premium thread cutting oil, reservoir with removeable chip tray, and 54" hose	20½	9,4
72342	402	Hand operated oiler with attachment for 1 gallon and 5 gallon containers and 54" hose	2½	1,2
72332	#4	Hand-operated oiler only	1¼	0,5
72327	#4	Hand-operated oiler with 54" hose and hose fittings	2¼	1,0

Model 600 Hand-Held Power Drive



Capacity

- Pipe: 1/8" - 1 1/4" (3 mm - 32 mm).

Features

- A hand-held, powerful, portable power drive.
- Ideal for on-site applications such as gas line pipe installation.
- Designed for RIDGID® 11-R die heads.
- Approved by CSA to CSA and UL standards (115V only).

Technical Specifications

- Weight: 12 1/2 lbs. (5 1/2 kg) power drive only.
- Length: 20 in. (51 cm).
- Motor: 1/2 HP Universal 115V or 220V, 50/60 Hz.
- Switch: Heavy-duty paddle-type switch with safety lock off switch. Separate FORWARD/REVERSE switch.
- Gear Housing: Aluminum.
- Body & Handle: Durable heavy-duty fiberglass reinforced plastic.
- Spindle Speed: 32 RPM (No load).
- Die Heads Included: 1/2, 3/4, 1, 1 1/4 (Type 11-R).
- Includes Model 601 support arm.



Selection

Catalog No.	Model No.	Description	Weight	
			lb.	kg
36902	600	115V Only w/Case and Support Arm	26	11,8
36912	600	115V 1/2"-1 1/4" NPT w/Case and Support Arm	36	16,4
36932	600	220V 1/2"-1 1/4" NPT w/Case and Support Arm, Export	36	16,4

Accessories

Catalog No.	Model No.	Description	Weight	
			lb.	kg
10883	418	Oiler with 1 Gallon of Premium Thread Cutting Oil	20 1/2	9,4
34497	601	Support Arm	3	1,36
20826	-	Carrying Case	12	5,5
41620	-	Gearhead Motor Grease	1	0,5
92082	-	7/8 Hex Adapter	-	-



Model 601 Support Arm
(Standard Equipment)



For 11-R Die Heads, see page 4.5.
For Dies, see page 4.7.

THREADING

Model 690 Hand-Held Power Drive



Capacity

- Pipe: 1/8" - 2" (3 mm-50 mm).

Features

- A new lightweight and powerful hand-held power drive.
- Designed for use with 11-R Die Heads.
- Ideal for maintenance and repair workers, as well as service plumbers.
- Approved by CSA to CSA and UL standards (115V only).

Technical Specifications

- Weight: 19 lbs. (8.6 kg), Power Drive only.
- Length: 24 in. (61 cm).
- Motor: Universal 1020 Watt, 230 or 115V, 50/60 Hz.
- Switch: Heavy-duty paddle switch with safety lock-off device (automatically locks off when released). Separate FORWARD/RELEASE switch.
- Gear Head: Spur gear reduction/face gear drive. All shafts, ball and needle bearing mounted. Permanently lubricated gear housing.
- Gear Housing: Die cast aluminum.
- Body & Handle: Durable, heavy-duty, fiberglass-reinforced, industrial plastic.
- Spindle Speed: 32 RPM.
- Die Heads: 1/2", 3/4", 1", 1 1/4", 1 1/2", 2" (type 11-R).
- Includes Support Arm: Model 691.
- Die Head Adapter: Used with 1/8" through 1 1/4" die heads.
- Carrying Case.



Model 690 with Support Arm, Die Heads and Carrying Case

Selection

Catalog No.	Model No.	Description	Weight	
			lb.	kg
16013	690	115V 1/2"-2" 25-60 NPT with Case & Support Arm	52 1/2	24
16708	690	115V Kit Less Die Heads with Case & Support Arm	35	15,8
16718	690	220V 1/2"-2" 25-60 NPT with Support Arm, Export	52 1/2	24

Accessories

Catalog No.	Model No.	Accessories Description	Weight	
			lb.	kg
10883	418	Oiler with 1 Gallon of Premium Thread Cutting Oil	17	7,7
43292	691	Support Arm	4 1/2	2,0
44897	—	Carrying Case	17 1/2	8,0
39187	—	Die Head Adapter	—	—
16703	425	1/8"-2 1/2" TRISTAND Chain Vise	32	14,5
72037	460	1/8"-6" TRISTAND Chain Vise	47	21,0
—	—	1/8"-1 1/4" 11-R Die Heads (See pages 4.5-4.6)	—	—



Model 690 with Support Arm



For 11-R Die Heads, see page 4.5.
For Dies, see page 4.7.

See page 4.12



Model 700 Hand-Held Power Drive



Optional Carrying Case



Threading using a pipe wrench as a support arm



Capacity

- Pipe: 1/8"-2" (3 mm-50 mm).
Bolt: 1/4"-1" (6 mm-25 mm) using OO-RB Die Heads.

Features

- Heavy-duty hand-held power drive.
- Designed for RIDGID® No. 12-R die heads. Other RIDGID die heads (OO-R, OO-RB, 11-R) using adapters. Also used with 258/258XL pipe cutters. Die heads not included, see page 4.5.
- Approved by CSA to CSA and UL standards (115V only).

Technical Specifications

- Weight: 25 lbs. (11 kg) Power Drive only.
- Length: 28 1/4" (71.7 cm).
- Motor: Universal, 1/2 HP, 115V or 230V 50/60 Hz.
- Switch: Double-throw reversible.
- Gear Head: Spur gear reduction face gear drive. Spring-loaded adapter pawls. Hardened steel spindle gear.
- Body: Cast aluminum.
- Spindle Speed: 26-30 RPM (no load).

Selection

Catalog No.	Model No.	Description	Pipe Threading Capacity		Rod Threading Capacity		Max. Geared Threader Capacity		Weight	
			in.	mm	in.	mm	in.	mm	lb.	kg
41935	700	115V 50/60 Hz Only	1/8-2	3-50	1/4-1	6-25	6	150	25	11
41940	700	230V 50/60 Hz Only	1/8-2	3-50	1/4-1	6-25	6	150	25	11

Accessories

Catalog No.	Model No.	Accessories Description	Weight	
			lb.	kg
42600	770	Adapter for OO-R and OO-RB	3 3/8	2
42605	771	Adapter for O-R	3 3/8	2
42610	772	Adapter for 11-R	3 1/2	2
42615	773	Adapter for 111-R	3	1
42620	774	Square Drive Adapter - 1 5/16"	5 1/4	2
42625	775	Support Arm for No. 700	11	5
42950	B-171-X	Metal Carrying Case	29	13
10883	418	Oiler w/1 Gallon of Premium Thread Cutting Oil	20 1/2	9,4
41620	-	Gearhead Motor Grease	1	0,5



See page 4.12

Model 300 Mounted Power Drive



Capacity

- Pipe: 1/8"-2" (3 mm-50 mm), 2 1/4"-4" with 141, and 4"-6" with 161 Geared Threaders.
- Rod: 1/4"-2" (6 mm-50 mm).

Model 300 Power Drive Only

- RIDGID® speed chuck.
- Reversible 1/2 HP universal motor.
- Recessed On/Off/Reverse switch.
- 115V, 38 RPM approved by CSA to CSA and UL standards.
- Ideal for use with RIDGID roll groovers, see page 5.1.
- Convert a 300 Power Drive to a portable threading machine, see page 4.17.

Technical Specifications

- Motor: 1/2 HP, universal, reversible motor, single-phase, 50/60 Hz, 115V (230V available).
- Switch: Heavy-duty FOR/OFF/REV and Integral Foot Switch.
- Chuck: RIDGID speed chuck with replaceable rocker-action jaws.
- Spindle Speed: 38 RPM (57 RPM available).
- Rear Centering Device: Cam-action turns with chuck.
- Support Bar: Heavy-duty (2).

Selection

Catalog No.	Model No.	Description	Spindle Speed RPM	Pipe Threading Capacity		Rod Threading Capacity		Max. Geared Threader Capacity		Weight	
				in.	mm	in.	mm	in.	mm	lb.	kg
41855	300 Only	115V, 50/60 Hz	38	1/8-2	3-50	1/4-2	6-50	6	150	94	43,0
75075	300 Only	115V, 50/60 Hz	57	1/8-1 1/4	3-50	1/4-1 1/2	6-40	6	150	94	43,0
41860	300 Only	230V, 50/60 Hz	38	1/8-2	3-50	1/4-1 1/2	6-40	6	150	94	43,0
75435	300 Only	230V, 50/60 Hz Export	38	1/8-2	3-50	1/4-2	6-50	6	150	94	43,0

Other voltages available upon request. Export machines equipped with special power cord sets.

Accessories

Catalog No.	Model No.	Accessories Description	Weight	
			lb.	kg
42360	1206	Stand for 300 Power Drive	31	14,1
42575	32	Transporter (for Power Drives and TRISTAND Vises)	14 1/4	6,5
68815	311	Carriage with No. 312 Lever	15	6,8
42385	312	Carriage Feed Lever	3	1,4
10883	418	Oiler with 1 Gallon of Premium Thread Cutting Oil	20 1/2	9,4
42365	341	Reamer for No. 311 Carriage with Lever	7	3,2
42370	360	Cutter for No. 311 Carriage	8 1/2	3,9
97065	811A	Universal Q.O. Die Head Only, Right-Hand Only	12 1/2	5,7
97075	815A	Self-Opening Die Head Only, Right-Hand Only	13 1/2	6,1
51005	819	Nipple Chuck Complete, 1/2"-2" (12 mm-50 mm)	101 1/2	4,8
22638	1452	Clip-On Tool Tray	6	2,7
97365	-	Jaw Inserts for Coated Pipe	1/2	0,2
46660	E-863	LH/RH Reamer Cone	7	3,2
41620	-	Gearhead Motor Grease	1	0,5



Model 300 Power Drive Complete



Standard Equipment

- Model 300 Power Drive with footswitch.
- Model 811A universal, quick-opening die head.
- ½" – ¾" universal alloy die set.
- 1" – 2" universal alloy die set.
- Model 360 Cutter: Capacity: ½"-2" (3 mm-50 mm) pipe, ¼"-7/8" (6 mm-22 mm) rod with F-3 wheel, 5/16"-1" (8 mm-25 mm) with E-1032 cutter wheel.
- Model 341 Reamer: Positive-locking, 5-flute cone, right-hand ½"-2" (3 mm-50 mm). Special E863 RH/LH combination reamer cone available.
- Model 311 Carriage with lever.
- Model 1206 Stand.
- Model 1452 Clip-on tool tray.
- Model 418 Oiler with 1 gallon of premium thread cutting oil (see page 4.12).
- Model 32 Transporter.



Selection

Catalog No.	Model No.	Description	Spindle Speed RPM	Pipe Threading Capacity		Rod Threading Capacity		Max. Geared Threader Capacity		Weight	
				in.	mm	in.	mm	in.	mm	lb.	kg
15682	300 Complete	115V, 50/60 Hz (NPT)	38	½-2	3-50	¼-2	6-50	6	150	212	96,2
15722	300 Complete	115V, 50/60 Hz (NPT)	57	½-1¼	3-50	¼-1½	6-40	6	150	212	96,2
97415	300A Complete	230V, (NPT) Export	38	½-2	3-50	¼-2	6-50	6	150	202	91,6
97420	300A Complete	230V, (BSPT) Export	38	½-2	3-50	¼-2	6-50	6	150	202	91,6

Other voltages available upon request. Export machines equipped with special power cord sets.



See page 4.12



For 11-R Die Heads, see page 4.5.
For Dies, see page 4.7.

THREADING

Model 535A Automatic Threading Machine



535A with optional 200A Machine Stand

Standard Equipment

Model 535A automatic threading machine with foot switch.

- One Model 811A universal, quick-opening die head.
- One set ½"-¾" universal high-speed dies.
- One set 1"-2" universal high-speed dies.
- One Model 820 cutter.
- One Model 341 reamer.
- One gallon of premium extreme performance thread cutting oil.
- Two hex wrenches. Replacement hex wrenches: ⅝" (CAT#46015) ⅜" (CAT#46030).
- One spare E-1032 cutter wheel.

Capacities

- Pipe: ⅝"-2" (3 mm-50 mm) 2½"-4" (62 mm-100 mm) with 141 geared threader.
- Bolt: ⅝"-2" (8 mm-50 mm).

The Model 535A maintains the ruggedness of the industry workhorse while adding features that make the threading operation more productive. A large chip tray and oil reservoir make the Model 535A ideal for longer uninterrupted threading. The Model 535A features a high clearance carriage that makes the threading operation easier and a generous top cover area that is ideal for keeping tools and work related materials handy. The Model 535A is designed around maximum uptime with the upgrades that matter most to the pipe working professional. Users also benefit from the part commonality between the manual Model 535, the Model 535A Automatic and other RIDGID equipment.

Features

- Automatic chuck.
- 3-speed (16/46/58 RPM) transmission.
- Large 1.75 gallon oil reservoir.
- 100% greater chip tray capacity.
- Generous top cover area for keeping tools and fittings handy.
- High clearance carriage.
- Can be used with geared threader Model 141.
- Uses Model 816/817 semi-automatic, Model 815A self opening or Model 811A quick-opening die heads.
- Length gauge for quick, accurate cut-off.
- Approved by CSA to CSA and UL standards.

Technical Specifications

- Motor: 2 HP, single-phase, 115V, 60 Hz, 20 Amp reversible induction motor.
- Switches: FOR/OFF/REV and Integral safety foot switch.
- Chuck: automatic with four reversible forged jaws.
- Rear Centering Device: automatic, centering only.
- Cutter: self-centering, full-floating.
 - Model 820 Wheel-Type Cutter, pipe capacity ⅝"-2" (3 mm-50 mm), bolt capacity ¼"-2" (6 mm-50 mm).
- Spindle Speed: 3 speed 16/46/58 RPM.
- Reamer: 5-flute cone, RH, ⅝"-2" (3 mm-50 mm).
- Oil Pump: self-priming gerotor oil pump.
- RH/LH combination reamer available.

Model 535A Standard Machines

Catalog No.	Model No.	Description 115V 25-60 Hz	Cutter Model	RPM	Chuck	Die Head	Volt	Weight	
								lb.	kg
91142	535A	Automatic Machine only	820	16/46/58	Automatic	—	115V	340	155
84097	535A	½"-2" NPT Automatic	820	16/46/58	Automatic	811A	115V	350	159
91322	535A	½"-2" NPT Automatic	820	16/46/58	Automatic	816/817	115V	360	163

Machines listed as ½"-2" include standard equipment. Machine only includes standard equipment less all die heads and dies. Please use catalog item numbers when ordering.

Machine Stands



No. 100A



No. 150A



No. 200A with Steel Cabinet

Model 535A Machine Accessories

Catalog No.	Model No.	Description	Weight	
			lb.	kg
42365	341	Reamer	6¾	3,1
42390	820	Wheel-Type Cutter	8½	3,9
92457	100A	Universal Leg & Tray Stand	75	34,5
92462	150A	Universal Wheel & Tray Stand	103	46,7
92467	200A	Universal Wheel & Cabinet Stand	104	74,5
51005	819	Nipple Chuck Complete ½"-2"	10½	4,8
41620	—	Gearhead Motor Grease	1	0,5
35867	839	Adapter Kit for 819 Nipple Chuck	16½	7,5
97882	535A	141 Mounting Kit	12	5,4
12138	535A	Left Hand Threading Kit	2½	1,2
42485	4U	Die Head Rack	8½	3,9
42490	6U	Die Head Rack	12½	5,7
97065	811A	NPT Die Head Quick-Open R.H.	12½	5,7
97075	815A	NPT Die Head Self-Open R.H.	13	5,9
23282	842	NPT Die Head Quick-Open L.H.	12½	6,7
97070	811A	BSPT Die Head Quick-Open R.H.	12½	6,7
97080	815A	BSPT Die Head Self-Open R.H.	13	6,9
97045	531	Bolt Die Head Quick-Open R.H./L.H. ¼"-1"	7½	3,4
97050	532	Bolt Die Head Quick-Open R.H./L.H. 1½"-2"	9	4,1
84537	816	⅝"-¾" Semi-Automatic Die Head	13	5,9
84532	817	1"-2" Semi-Automatic Die Head	13	5,9

Note: Mono Die Heads available, ⅛", ¼", ⅜", ½", ¾", 1", 1¼", 1½", 2". All Die Heads are through-head oiling.
Dies: All Universal Pipe and Bolt Dies; all 500B Bolt Dies, See pages 4.30-4.32.

Steel Cabinet Features

- 17-gauge steel walls and welded construction.
- Two internal and one external storage shelves.
- Oversized bi-fold door with steel clasp.
- Cut-outs for power cord and foot switch storage.
- Two drain plugs for easy cleaning.

(TOOLTIP)

Use High Speed Dies when threading at 45 RPM or greater.



See page 4.12

THREADING

Model 535 Threading Machine



Model 535

Standard Equipment

Model 535 threading machine with foot switch:

- One Model 811A universal quick opening die head.
- One set 1/2" - 3/4" universal alloy dies.
- One set 1"-2" universal alloy dies.
- One Model 820 cutter.
- One Model 341 reamer.
- One gallon of premium thread cutting oil.
- Four hex wrenches.
- One spare Model E-1032 cutter wheel.

Capacities

- Pipe: 1/8"-2" (3 mm-50 mm) 2 1/2"-4" (62 mm-100 mm), 4"-6" (100 mm-150 mm) with 141 and 161 geared threaders.
- Bolt: 1/4"-2" (6 mm-50 mm).

The Model 535 maintains the ruggedness of the industry workhorse while adding the features that makes the threading operation more productive. A large chip tray and oil reservoir make the Model 535 ideal for longer uninterrupted threading. The Model 535 features a high clearance carriage making the threading operation easier and a generous top cover area that is ideal for keeping tools and work related materials handy. The Model 535 is designed around maximum uptime with the upgrades that matter most to the pipe working professional. Users also benefit from the part commonality between the Model 535, the Model 535A Automatic and other RIDGID equipment.

Features

- Large 1.75 gallon oil tray.
- 100% larger chip tray.
- Generous top cover for keeping tools and fittings handy.
- High clearance carriage.
- Speed chuck with rocker-action jaws centers and grips work piece instantly.
- Can be used with geared threaders Models 141 and 161.
- Uses Model 816/817 semiautomatic, Model 815A self-opening or Model 811A quick-opening die heads.
- Length gauge for quick, accurate cut-off.
- Approved by CSA to CSA and UL standards (115V only).

Technical Specifications

- **Motor:** 1/2 HP, single-phase, 115V, 50/60 Hz, 15 amp reversible universal motor (36 RPM).
- **Switches:** FOR/OFF/REV and Integral safety foot switch.
- **Chuck:** Speed Chuck™ with replaceable rocker-action jaw inserts (3).
- **Rear Centering Device:** Cam-action, turns with chuck.
- **Cutter:** Self-centering, full-floating.
 - Model 820 Wheel-Type Cutter, pipe capacity 1/8"-2" (3 mm-50 mm), bolt capacity 1/4"-2" (6 mm-50 mm).
- **Spindle Speed:** 36 RPM standard (no load), 54 RPM model also available.
- **Reamer:** 5-flute cone, RH, 1/8"-2" (3 mm-50 mm).
- **Oil Pump:** Self-priming gerotor oil pump.
- RH/LH combination reamer available.

Model 535 Standard Machines

Catalog No.	Model No.	Description 115V 50/60 Hz	Cutter Model	RPM	Volt	Weight	
						lb.	kg
93287	535	½"-2" NPT	820	36	115V	260	117,9
96497	535	Machine Only	820	36	115V	245	111,1
96502	535	½"-2" NPT*	820	54	115V	260	117,9
		230V 50/60 Hz					
96507	535	½"-2" NPT	820	36	230V	260	117,9

* 20 AMP, 115V circuit required.

Machine Stands



No. 100A



No. 150A



No. 200A with Steel Cabinet

Model 535 International Standard Machines

Catalog No.	Model No.	Description 115V 50/60 Hz	Cutter Model	RPM	Volt	Weight	
						lb.	kg
96512	535	½"-2" BSPT	820	36	230V	260	117,9

Machines Listed as ½"-2" include Standard Equipment. Machine Only includes Standard Equipment less all Die Heads and Dies.

All machines have 50/60 Hz Universal ½ HP single-phase motors.

Note: NPT Dies are for NPT Die Heads only. BSPT Dies are for BSPT Die Heads only.

Please use Catalog Item Nos. when ordering. Use High Speed Dies for machines of 45 or more RPM.

Accessories

- Die Heads and Dies. (page 4.27-4.32)
- Die Head Racks. (page 4.27)
- Stands – Three Models Available.
- Thread Cutting Oil. (page 4.12)
- Nipple Chuck. (page 4.33)

Model 535 Machine Accessories

Catalog No.	Model No.	Description	Weight	
			lb.	kg
42365	341	Reamer	6¾	3,1
42390	820	Wheel-Type Cutter	8½	3,9
97365	-	Jaw Inserts for Coated Pipe	½	0,2
92457	100A	Universal Leg & Tray Stand	75	34,5
92462	150A	Universal Wheel & Tray Stand	103	46,7
92467	200A	Universal Wheel & Cabinet Stand	104	74,5
58007	-	Machine stand adapter bracket for 535s built before 1996	17	7,7
96517	MJ-1	535M Left Hand Threading Kit	3½	1,6
42415	768	Drive Link Assembly for 141	2½	1,1
16723	-	Drive Link Assembly for High Clearance Carriage for 141	12	5,5
42405	844	Drive Bar for 141	5¾	2,6
51005	819	Nipple Chuck Complete ½"-2"	10½	4,8
84537	816	⅜"-¾" Semi-Automatic Die Head	13	5,9
84532	817	1"-2" Semi-Automatic Die Head	13	5,9
41620	-	Gearhead Motor Grease	1	0,5

Steel Cabinet Features

- 17-gauge steel walls and welded construction.
- Two internal and one external storage shelves.
- Oversized bi-fold door with steel clasp.
- Cut-outs for power cord and foot switch storage.
- Two drain plugs for easy cleaning.



See page 4.12

THREADING

Model 1215 Threading Machine



Model 1215

Capacity

- Pipe: ¼"-1½" (6 mm-37 mm).
- Bolt: ⅝"-1" (6 mm-25 mm).

Features

- Compact, lightweight design.
- One-piece aluminum housing.
- Two easy-to-use carrying handles.
- Integral foot switch hanger.
- Powerful motor and transmission.
- Through die head oiling.
- Adjustable oil flow control.
- Approved by CSA to CSA and UL standards (115V only).

Technical Specifications

- Motor: ½ HP universal motor 50/60 Hz.
- Motor Control: ON/OFF heavy duty switch and integral foot switch.
- Spindle Speed: 44 RPM right hand operation.
- Front Chuck: Hammer type with replaceable rocker action jaw inserts.
- Rear Centering Device: Cam action.
- Cutter: Model 732.
- Reamer: Model 344, ¼"-1½".
- Oiling: Through die head adjustable.
- Pump: Self-priming constant flow, gerotor type.

Standard Equipment

Model 1215 threading machine with foot switch:

- One Model 811A quick opening die head.
- One set ½"-¾" universal alloy NPT dies.
- One set 1"-1½" universal alloy NPT dies.
- One Model 732 cutter with cutter wheel.
- One Model 344 five fluted reamer ¼"-1½".
- One gallon of premium thread cutting oil.

Selection

Catalog No.	Model No.	Description	Weight	
			lb.	kg
61142	1215	½"-1½" NPT, 115V, 60Hz	80	36

*Call for BSPT and 230V Models.

Accessories

Catalog No.	Model No.	Description	Weight	
			lb.	kg
61187	1203	Tripod Stand	15	6,8
62457	1219	Nipple Chuck, NPT	5¾	2,6
97045	531	Bolt Die Head ¼"-1"	7½	3,4
84537	816	⅛"-¾" Semi-Automatic Die Head	13	5,9
84532	817	1"-2" Semi-Automatic Die Head	13	5,9
41620	—	Gearhead Motor Grease	1	0,5



See page 4.12

THREADING

Model 300 Compact Threading Machine



*Model 300 Compact shown with optional
Model 250 Folding Wheel Stand*

Capacity

- Pipe: 1/8" - 2" (3 mm-50 mm).
- Bolt: 1/4" - 2" (6 mm-50 mm).

Features

- Heavy-duty proven performance.
- Lightweight, portable design.
- Fast transport and set-up.
- Self-Contained Oil System with adjustable flow control.
- Versatility for threading and grooving.
- Quiet operation.
- Approved by CSA to CSA and UL standards (115V only).

Technical Specifications

- Motor: 1/2 HP, 115V universal 50/60 Hz.
- Motor Control: Heavy duty rotary FOR/OFF/REV with integral foot switch.
- Spindle Speed: 38 RPM (52 RPM available).
- Chuck: Hammer-type with replaceable, rocker-action jaw inserts.
- Oiling System: Through-the-head, with integral oil reservoir. Self-priming, constant-flow, gerotor pump.
- Cutter: Model 360, roll-type cutoff, self-centering, full-floating.
- Reamer: Model 344, 1/8"-2", five flute cone, right hand only.

Standard Equipment

Model 300 compact threading machine with foot switch:


- One Model 811A quick-opening die head.
- One set 1/2" - 3/4" alloy universal dies.
- One set 1" - 2" alloy universal dies.
- One Model 360 cutter with E-1032 cutter wheel.
- One Model 344 reamer.
- One gallon of premium thread cutting oil.



Selection

Catalog No.	Model No.	Description	Weight	
			lb.	kg
Machines				
66947	300 Compact	½" - 2" NPT, 115V, 50/60 Hz	115	52,3
67182	300 Compact Kit	½" - 2" NPT, 115V, 50/60 Hz – includes Model 250 Folding Wheel Stand	160	72,7
73447	300 Compact*	52RPM ½" - 2" NPT, 115V, 50/60 Hz	115	52,3
75602	300 Compact Kit*	52RPM ½" - 2" NPT, 115V, 50/60 Hz – includes Model 250 Folding Wheel Stand	160	72,7
58752	300 Compact	½" - 2" BSPT, 230V, 50/60 Hz (Aust. only)	115	52,3
58757	300 Compact	½" - 2" NPT, 230V, 50/60 Hz (Export only)	115	52,3
Die Heads				
97075	815A	½" - 2" NPT, Self-Opening, RH	13	5,9
97065	811A	½" - 2" NPT, Quick-Opening, RH	13	5,9
97045	531	¼" - 1" Bolt, Quick-Opening, RH/LH	8	3,6
97050	532	1¼" - 2" Bolt, Quick-Opening, RH/LH	9	4,1
84537	816	½" -¾" Semi-Automatic Die Head	13	5,9
84532	817	1" -2" Semi-Automatic Die Head	13	5,9
Accessories				
67662	–	916 Groover Adapter Bracket for 300 Power Drive version of 916	30	13,6
51005	819	Nipple Chuck, ½" - 2" NPT	10.5	4,8
41620	–	Gearhead Motor Grease	1	0,5
Stands (see page 4.26)				
67657	250	Folding Wheel Stand	45	21
92457	100A	Universal Leg & Tray Stand	75	34,5
92462	150A	Universal Wheel & Tray Stand	103	46,7
92467	200A	Universal Wheel & Cabinet Stand	164	74,5

* 20 AMP, 115V circuit required.



Model 300 Compact with Model 250 folding wheel stand is ideal for mobile applications.



Model 300 Compact is a versatile choice for threading and roll grooving applications.



See page 4.12

THREADING

Threader Stands



Model 1406



Model 100A



Model 150A



Model 200A with steel cabinet



Model 250

Selection

Catalog No.	Model No.	Description	Weight	
			lb.	kg
20105	1406	Folding Wheel Stand w/No. 1460 Oil Pan Cover	71½	32,5
92457	100A	Universal Leg & Tray Stand	75	34,1
92462	150A	Universal Wheel & Tray Stand	103	46,7
92467	200A	Universal Wheel & Cabinet Stand	104	47,2
67657	250	Folding Wheel Stand	45	21
22563	—	Steel Cabinet	42	19,3

Stands

Stands are available to satisfy every operational situation. The Model 1406 and 250 Folding Wheel Stands provide increased field maneuverability and productivity.



Optional Die Heads



No. 815A
Self-Opening
Die Head



No. 811A
Quick-Opening
Die Head



No. 532
Bolt Die Head



Mono
Die Head



No. 816/817
Semi-Automatic
Die Head

Catalog No.	Model No.	Die Head Description	How Opened	Thread Direction	Oil Thru Head	Dies Used	Pipe Cap.	Bolt Cap.	Used On	Weight	
										lb.	kg
Machine NPT Die Head											
97065	811A	Universal	Q.O.	RH	Yes	Univ.	1/8"-2"	1/4"-2"	*	12½	5,7
97075	815A	Universal	S.O.	RH	Yes	Univ.	1/8"-2"	1/4"-2"	*	13	5,9
84537	816	Universal	S.A.	RH	Yes	Univ.	1/8"-3/4"	—	*	13	5,9
84532	817	Universal	S.A.	RH	Yes	Univ.	1"-2"	—	*	13	5,9
23282	842	Universal	Q.O.	LH	Yes	Univ.	1/8"-2"	—	*	12½	5,7
10491	555	555	Q.O.	RH	Yes	Dual/Bolt	1/8"-3/4"	—	*	8	3,6
Machine BSPT Die Heads											
97070	811A	British Universal	Q.O.	RH	Yes	Univ.	1/8"-2"	1/4"-2"	*	12½	5,7
97080	815A	British Universal	S.O.	RH	Yes	Univ.	1/8"-2"	1/4"-2"	*	13	5,9
23297	856	British Universal	S.O.	LH	Yes	Univ.	1/8"-2"	—	*	12½	5,7
Machine Bolt Die Heads											
97045	531	Bolt	Q.O.	RH/LH	Yes	500B	—	1/4"-1"	*	7½	3,4
97050	532	Bolt	Q.O.	RH/LH	Yes	500B	—	1/8"-2"	*	9	4,1
Machine Mono Die Heads											
42047	500A	Mono	Q.O.	RH	Yes	Mono	1/8"	—	*	6¾	3,1
42052	500A	Mono	Q.O.	RH	Yes	Mono	1/4"	—	*	7	3,2
42057	500A	Mono	Q.O.	RH	Yes	Mono	3/8"	—	*	7	3,2
42062	500A	Mono	Q.O.	RH	Yes	Mono	1/2"	—	*	7¼	3,3
42067	500A	Mono	Q.O.	RH	Yes	Mono	3/4"	—	*	7¼	3,3
42072	500A	Mono	Q.O.	RH	Yes	Mono	1"	—	*	8	3,6
42077	500A	Mono	Q.O.	RH	Yes	Mono	1¼"	—	*	8	3,6
42082	500A	Mono	Q.O.	RH	Yes	Mono	1½"	—	*	8½	3,9
42087	500A	Mono	Q.O.	RH	Yes	Mono	2"	—	*	8½	3,9

Die Head Racks For All Machine Die Heads

Catalog No.	Model No.	Description	Weight	
			lb.	kg
42485	4U	4 Heads	8½	3,9
42490	6U	6 Heads	12½	5,7

Die Head Differences

- Self-Opening – Automatic release for repeatable number of threads.
- Quick-Opening – Manual release for user-specified thread lengths.
- Bolt – Specially for bolt threader.
- Mono – Dedicated to a specific size of thread.
- Semi-Automatic – Can be quickly adjusted from size to size with manual release.

* 1215, 1233 535-535A-1822 Machines and 300, 300 Compact and 300-A w/carriage.

Q.O. = Quick-Opening – Manually flip throwout lever to retract dies when thread length is cut.

S.A. = Semi Automatic (Dies retract automatically on depressing handle)

S.O. = Self-Opening – Trigger foot automatically retracts dies when thread length is cut.

No. 811A Die Head replaces the No. 811 and No. 841 Die Heads.

No. 815A Die Head replaces the No. 815 and No. 845 Die Heads.

No. 500A Die Heads replace the No. 500 Mono Die Heads.

No. 555 Die Head replaces No. 515.

Note: British Die Heads use British Dies only.

Note: 531 and 532 Die Heads replace 500B Die Head.

Individual Machine Die Heads do not include dies.



See page 4.12

THREADING

Model 1224 Threading Machine



Model 1224

Standard Equipment

Model 1224 threading machine with foot switch:

- One Model 714 (914) 2½" - 4" receding self-opening die head.
- One Model 711 (911) ¼" - 2" universal self-opening die head.
- One set ½" - ¾" universal alloy dies.
- One set 1" - 2" universal alloy dies.
- One set 2½" - 4" 1224 high-speed dies.
- One Model 764 cutter.
- One Model 744 reamer.
- One spare F-229 cutter wheel.
- One gallon of premium thread cutting oil.*
- Three (3) hex keys.
- One ¾" combination wrench.
- One tool box.

*Catalog numbers 26112, 26107 and 31442 do not include oil with machine. Oil must be ordered separately.

Capacities

- Pipe: ¼"-4" (6 mm-100 mm) 4"-6" (100 mm-150 mm) with 161 Geared Threader.
- Bolt: ¼"-2" (6 mm-50 mm).

Features

- Threads ¼"-2" pipe at 36 RPM and 2½"-4" at 12 RPM.
- The Model 1224 threads a wide range of pipe including black, galvanized and plastic-coated pipe, together with stainless steel, IMC and heavy-wall conduit, as well as rod up to 30 Rockwell C.
- An induction motor insures sound levels well within the limits set by the regulating authorities.
- A special capacitor-start / capacitor-run motor allows the Model 1224 to thread a full range of material where voltage drop is experienced.
- ¼"-2" Universal Die Head; 2½"-4" receding die head allows cutting of tapered or straight NPT/NPSM or BSPT/BSPP threads.
- Constant and proper lubrication of dies and workpiece with through-head oiling.
- Approved by CSA (115V only).

Technical Specifications

- **Motor:** 1½ HP, single-phase, 60 Hz or 50 Hz, induction type.
- **Motor Control:** Reverse/Off/Forward, heavy-duty rotary-type and integral foot switch.
- **Spindle Speed:** 36/12 RPM.
- **Gear Box:** Two-speed gear box 3:1 ratio.
- **Chuck:** Hammer-type with replaceable rocker-action jaw inserts.
- **Rear Centering Device:** Cam action.
- **Cutter:** Model 764 full-floating, self-centering ¼"-4" with F-229 cutter wheel.
- **Reamer:** Model 744, ¼"-4" blade-type.
- **Oiling:** Through die head.
- **Pump:** Self-priming, gerotor-type, automatic-reversing, constant-flow.

Selection

Catalog No.	Model No.	Description	Weight	
			lb.	kg
26092	1224	½-4 NPT 120V 60 Hz	509	231,0
26097	1224	½-4 NPT 240V 60 Hz	509	231,0
26127	1224	½-4 BSPT 120V 60 Hz	509	231,0
26112	1224	½-4 BSPT 115V 50 Hz	509	231,0
26122	1224	½-4 BSPT 240V 60 Hz	509	231,0
26107	1224	½-4 BSPT 220V 50 Hz	509	231,0
26102	1224	½-4 BSPT GS 220V 50 Hz	526	238,5
31442	1224	½-4 NPT 220V 50 Hz	509	231,0

Stands (see page 4.26)

Catalog No.	Model No.	Description	Weight	
			lb.	kg
92457	100A	Universal Leg & Tray Stand	75	34,5
92462	150A	Universal Wheel & Tray Stand	103	46,7
92467	200A	Universal Wheel & Cabinet Stand	164	74,5
22563	-	Steel Cabinet	42	19,3



1224 Die Heads

Catalog No.	Model No.	Description	Capacity		Weight	
			in.	mm	lb.	kg
26132	711	Universal Self-Opening R.H., NPT	1/4-2	6,4-50,8	12,3	5,6
26142	713	Universal Quick-Opening L.H., NPT	1/4-2	6,4-50,8	12,3	5,6
26152	714	Receding Self-Opening R.H., NPT	2 1/2-4	64-102	30	13,6
26137	911	Universal Self-Opening R.H., BSPT	1/4-2	6,4-50,8	12,3	5,6
26147	913	Universal Quick-Opening L.H., BSPT	1/4-2	6,4-50,8	12,3	5,6
26157	914	Receding Self-Opening R.H., BSPT	2 1/2-4	64-102	30	13,6
26162	541	Quick-Opening Bolt L.H./R.H.	1/4-1	6,4-25,4	7,5	3,4
26167	542	Quick-Opening Bolt L.H./R.H.	1 1/2-2	29-50,8	9,26	4,2
55447	725	Cut-Grooving Die Head	2 1/2-4	64-102	30	13,6
57497	-	2 1/2"-3 1/2" Grooving Die Set	2 1/2-3 1/2	64-88,9	2,21	1
57507	-	2 1/2"-3 1/2" Grooving Bit only	-	-	-	-
57492	-	4" Grooving Die Set	4	102	2,21	1
57502	-	4" Grooving Bit only	-	-	-	-
55452	766	Blade Type Cutter	3/4-4	19-102	20,9	9,5
58712	-	Cut-Off Tool Bit	-	-	-	-



Model 541
Model 542



Model 713
Model 913



Model 714 (914) Style Receding Die Head

Note: Die Heads do not include dies. All Die Heads are through-head oiling.

Pipe Dies 2 1/2"-4" (for 1/4"-2" see pages 4.30-4.31)

Catalog No.	Description	Capacity		Weight	
		in.	mm	lb.	kg
26192	1224 H.S. Dies NPT	2 1/2-4	62-100	2 1/4	1,0
33642	1224 H.S. Dies BSPT	2 1/2-4	62-100	2 1/4	1,0
31827	1224 H.S. NPT Dies for Plastic-Coated Pipe	2 1/2-4	62-100	2 1/4	1,0
31832	1224 H.S. BSPT Dies for Plastic-Coated Pipe	2 1/2-4	62-100	2 1/4	1,0
32237	1224 H.S. Dies NPT for PVC	2 1/2-4	62-100	2	1,0
32242	1224 H.S. Dies BSPT for PVC	2 1/2-4	62-100	2	1,0
33057	1224 H.S. Dies NPT for Stainless Steel	2 1/2-4	62-100	2	1,0
33072	1224 45° Beveling Dies	2 1/2-4	62-100	2	1,0
33077	1224 37 1/2° Beveling Dies	2 1/2-4	62-100	2	1,0
44992	1224 Bevel Guide Set	2 1/2-4	62-100	2	1,0
44997	1224 37 1/2° Bevel Bit Only	-	-	-	-
45002	1224 45° Bevel Bit Only	-	-	-	-

Note: NPSM threads are made with NPT dies by adjusting the die head. See manual for details.

Accessories

Catalog No.	Model No.	Description	Capacity		Weight	
			in.	mm	lb.	kg
26212	764	1/4"-4" Wheel-Type Cutter	-	-	19	8,6
26217	744	1/4"-4" Blade-Type Reamer	-	-	13	5,9
34577	-	1/4"-4" Reamer Blade	-	-	1/2	0,2
26187	-	Jaw Insert and Roll Set for PE-Coated Pipe	-	-	1/4	0,1
51005	819	Nipple Chuck (See page 4.33)	1/2-2	12-50	10 1/2	4,8
34157	419	Nipple Chuck 2 1/2" NPT	-	-	5 1/2	2,5
34162	419	Nipple Chuck 3" NPT	-	-	5 1/2	2,5
34167	419	Nipple Chuck 4" NPT	-	-	5 1/2	2,5
34172	419	Nipple Chuck 2 1/2" BSPT	-	-	5 1/2	2,5
34177	419	Nipple Chuck 3" BSPT	-	-	5 1/2	2,5
34182	419	Nipple Chuck 4" BSPT	-	-	5 1/2	2,5
61122	840A	Universal Drive Shaft	-	-	31	14,1
26707	-	Gear Grease (1224 & 1822)	-	-	1	0,5



See page 4.12

THREADING

Pipe Dies for Machine Die Heads



Pipe Dies for use in Universal Die Heads (Models 504A, 711, 713, 811A, 815A, 816, 817 and 842)

Die Material or Type	(NPT)				(NPSM)			
	Nominal Pipe Size-Threads Per Inch				Nominal Pipe Size-Threads Per Inch			
	1/8"-27	1/4"-3/8"-18	1/2"-3/4"-14	1"-2"-11 1/2	1/8"-27	1/4"-3/8"-18	1/2"-3/4"-14	1"-2"-11 1/2
Alloy RH	47735	47740	47745	47750	—	—	—	—
High-Speed RH	47755	47760	47765	47770	47845	47850	47855	47860
High-Speed •LH	39587	47810	47815	47820	—	—	—	—
H.S. For Stainless Steel RH	47775	47780	47785	47790	—	—	—	—
H.S. For Cast Iron	—	—	—	70740	—	—	—	—
H.S. For PVC RH	—	—	70745	70750	—	—	—	—
H.S. For Plastic Coated Pipe RH	—	—	50012	31822	—	—	—	—

• Requires left hand model die head.

Note: Use HS for PVC and RH for brass pipe.

Pipe Dies for use in British Universal Die Heads (Models 504A, 811A, 815A, 816, 817, 856, 911 and 913)

Die Material or Type	(BSPT)				(BSPP)			
	Nominal Pipe Size-Threads Per Inch				Nominal Pipe Size-Threads Per Inch			
	1/8"-28	1/4"-3/8"-19	1/2"-3/4"-14	1"-2"-11	1/8"-28	1/4"-3/8"-19	1/2"-3/4"-14	1"-2"-11
Alloy RH	*66655	*66660	*66665	*66670	—	—	—	—
High-Speed RH	*66750	*66755	*66760	*66765	*66795	*66800	*66805	*66810
H.S. For Stainless Steel RH	*66770	*66775	*66780	*66785	—	—	—	*66830
H.S. For PVC RH	—	—	*70755	*70760	—	—	—	—
H.S. For PE-Coated RH	—	—	—	—	—	—	—	—

* Requires British model die head.

Conduit Dies for Universal Die Heads

Die Material or Type	(ISO)		(BEC)		
	Nominal Conduit Size – Pitch in mm		Nominal Conduit Size – Threads Per Inch		
	16-32mm-1.5	40-63mm-1.5	1/2"-5/8"-18	3/4"-1 1/4"-16	1 1/2"-2 1/2"-14
Alloy RH	50645	50650	66700	66705	66710

Pipe Dies for use in Model 500A Mono Die Heads

Die Material or Type	Nominal Pipe Size-Threads Per Inch (NPT)								
	1/8"-27	1/4"-18	3/8"-18	1/2"-14	3/4"-14	1"-11 1/2	1 1/4"-11 1/2	1 1/2"-11 1/2	2"-11 1/2
(NPT)									
High-Speed RH	50700	50705	50710	50715	50720	50725	50730	50735	50740
H.S. For Stainless Steel RH	50745	50750	50755	50760	50765	50770	50775	50780	50785
(NPSM)									
High-Speed RH	—	—	—	50895	50900	50905	50910	50915	50920

Pipe Dies for 1/4"-3/8" Dual Die Heads (Model 502)

Die Material or Type	(NPT) Nominal Pipe-Threads Per Inch
	1/4"-3/8"-18 TPI
High-Speed RH	47940

Pipe Dies for Models 514 (LH), 515 (RH), 555 (RH), and 1/2"-3/4" Dual Die Heads

Die Material or Type	(NPT)			(BSPT)	
	Nominal Pipe Size-Threads Per Inch			Nominal Pipe Size-Threads Per Inch	
	1/8"-27	1/4"-3/8"-18	1/2"-3/4"-14	1/4"-3/8"-19	1/2"-3/4"-14
Alloy RH	—	—	47880	66955	66880
High-Speed RH	47885	47890	47895	66905	23297
H.S. For Stainless Steel RH	47900	47905	47910	—	66920

(TOOLTIP)

Do not mix and match dies.
They are cut as a set.



Pipe Dies, Bolt Dies for Machine Die Heads

Pipe Dies for Models 424 and 415 Die Head

	(NPT)	(NPSM)
	Pipe Size-TPI	Pipe Size-TPI
Die Material or Type	2½"-4"x8 TPI	2½"-4"x8 TPI
H.S. RH	99545	94220



Bolt Dies for Universal Die Heads (Models 504A, 711, 811A, 815A, 816, 817 and 911 Die Heads)

Rod Size – TPI	(UNC)	Rod Size – TPI	(UNF)	Rod Size – RH TPI	(BSW)
	RH High-Speed		RH High-Speed		High-Speed
¼"-20"	48215	¼"-28"	48295	¼"-20"	*67880
⅝"-18"	48220	-	-	⅝"-18"	*67885
⅜"-16"	48225	⅜"-24"	48305	⅜"-16"	*67890
7/16"-14"	48230	7/16"-20"	48310	7/16"-14"	-
½"-13"	48235	½"-20"	48315	½"-12"	*67900
9/16"-12"	48240	9/16"-18"	48320	9/16"-12"	*67905
⅝"-11"	48245	⅝"-18"	48325	⅝"-11"	*67910
¾"-10"	48250	¾"-16"	48330	¾"-10"	*67915
7/8"-9"	48255	7/8"-14"	48335	7/8"-9"	67920
1"-8"	48260	1"-14NS	48340	1"-8"	*67925
1⅛"-7"	48265	1"-12"	48375	1⅛"-7"	-
1¼"-7"	48270	1⅛"-12"	48345	1¼"-7"	*67935
1⅜"-6"	48275	1¼"-12"	48350	1⅜"-6"	-
1½"-6"	48280	1⅜"-12"	48355	1½"-6"	*67945
1¾"-5"	48285	1½"-12"	48360	1¾"-5"	-
2"-4½"	48290	-	-	2"-4½"	67955

* Requires British model die head.

Bolt Dies for Models 500B, 532 and 542 Die Heads

(8 UN)	
Rod Size – TPI	RH High-Speed
1⅛"-8"	49215
1¼"-8"	49220
1⅜"-8"	49225
1½"-8"	49230
1¾"-8"	49240
1"	49245
2"-8"	49250
(12 UN)	
2"-12"	49345

Beveling Dies

For beveling pipe prior to welding. A set of beveling dies consists of three guide segments and one cutting segment.

Catalog No.	Description	Pipe Size		Used in Die Head	Weight	
		in.	mm		lb.	kg
52192	37½° Bevel Die Set	½-¾	12-20	Universal	1	0,5
50960	37½° Bevel Die Set	1-2	25-50	Universal	1	0,5
52202	45° Bevel Die Set	½-¾	12-20	Universal	1	0,5
50965	45° Bevel Die Set	1-2	25-50	Universal	1	0,5

Cut Grooving Dies

To cut groove pipe for mechanical type couplings, consult chart for sizes and die head information.

Catalog No.	Description	Pipe Size		Used in Die Head	Weight	
		in.	mm		lb.	kg
52217	Grooving Die Set	½-¾	12-20	Universal	1	0,5
50985	Grooving Die Set	1-2	25-50	Universal	1	0,5

Note: 2 ½ - 4 Beveling Dies are available for the Model 1224 threading Machine. See accessories for Model 1224.

Note: Universal Dies fit all Universal Die Heads.

(TOOL TIP)

Keep dies used for stainless steel separate from those used with black iron to avoid material contamination.



See page 4.12

THREADING

Bolt Dies for Models 500B and 531, 532, 541 and 542 Die Heads (Continued)

(UNC)			(UNF)	
Rod Size – TPI	RH High-Speed	LH High-Speed	Rod Size – TPI	RH High-Speed
¼"-20	48605	–	¼"-28	48690
⅝"-18	48610	48915	⅝"-24	48695
⅜"-16	48615	48920	⅜"-24	48700
⅞"-14	48620	48925	⅞"-20	48705
½"-13	48625	48930	½"-20	48710
⅝"-12	48630	48935	⅝"-18	48715
⅝"-11	48635	48940	⅝"-18	48720
¾"-10	48640	48945	¾"-16	48725
⅞"-9	48645	48950	⅞"-14	48730
1"-8	48650	48955	1"-12	48735
1½"-7	48655	48960	1"-14NS	49305
1¼"-7	48660	48965	1½"-12	48740
1⅜"-6	48665	48970	1¼"-12	48745
1½"-6	48670	48975	1⅜"-12	–
1¾"-5	48675	–	1½"-12	48755
2"-4½	48680	48985	–	–



For use with Models 531, 541 and 500B ¼"-1" Die Heads

For use with Models 532, 542 and 500B 1½"-2" Die Heads

(BSW)	
Rod Size – TPI	RH High-Speed
¼"-20	–
⅝"-18	–
⅜"-16	67615
⅞"-14	67620
½"-12	67625
⅝"-12	–
⅝"-11	67635
¾"-10	67640
⅞"-9	67645
1"-8	67650
1½"-7	67655
1¼"-7	67660
1⅜"-6	67665
1½"-6	–
1⅝"-5	67675
1¾"-5	–
1⅞"-4½	67685
2"-4½	–

For use with Models 531, 541 and 500B ¼"-1" Die Heads

For use with Models 532, 542 and 500B 1½"-2" Die Heads

Dies for Rebar, for use in Models 500B, 531, 532, 541 and 542 Die Heads

Cat No. (UNC)		Cat No. (UNF)	
RH High-Speed	Rebar Size–TPI	RH High-Speed	Rebar Size–TPI
34077	⅝"-16	85850	1"-8
34082	½"-13	79120	1½"-7
34087	⅝"-11	85855	1⅜"-6
34092	¾"-10	–	–

Acme		(S.I.) Series A Metric			Series B Metric		(ISO) International Standards. Org.	
Rod Size – TPI	RH High-Speed	Rod Size Thread Pitch	RH High-Speed	LH High-Speed	Rod Size Thread Pitch	RH High-Speed	Rod Size Thread Pitch	RH High-Speed
		in. mm			in. mm		in. mm	
–	–	M6-1.0	49795	49845	–	–	M6-1.0	50040
–	–	M7-1.0	–	49850	–	–	M7-1.0	–
–	–	M8-1.25	49805	–	–	–	M8-1.25	50050
–	–	M9-1.25	–	–	–	–	M9-1.25	–
–	–	M10-1.5	49815	–	M10-1.0	50560	M10-1.5	50060
–	–	M11-1.5	49820	49870	–	–	M11-1.5	–
¾"-6	49610	M12-1.75	49825	49875	M12-1.5	85865	M12-1.75	50070
–	–	M14-2.0	49830	–	M14-1.5	–	M14-2.0	50075
–	–	M16-2.0	49835	–	M16-1.5	50575	M16-2.0	50080
–	–	M18-2.5	49840	49890	–	–	M18-2.5	50085
–	–	M20-2.5	50480	49895	M20-1.5	50585	M20-2.5	50090
–	–	M22-2.5	50485	49900	M22-1.5	50590	M22-2.5	50095
1"-5	49585	M24-3.0	50490	49905	M24-2.0	85870	M24-3.0	50100
–	–	M25-3.0	50495	–	–	–	M27-3.0	50105
–	–	M26-3.0	–	–	–	–	M30-3.5	50110
–	–	M27-3.0	50500	–	M27-2.0	–	M33-3.5	50115
–	–	M30-3.5	50505	49915	M30-2.0	–	M36-4.0	50120
1¼"-5	49600	M33-3.5	50510	–	–	–	M39-4.0	50125
–	–	M36-4.0	50515	49925	–	–	M42-4.5	50130
1⅜"-4	–	M39-4.0	50520	49930	–	–	M45-4.5	–
–	–	M42-4.5	50525	–	–	–	M48-5.0	50140
–	–	M45-4.5	50530	–	–	–	M52-5.0	–
–	–	M48-5.0	50540	–	–	–	–	–
–	–	M50-5.0	50545	–	–	–	–	–
–	–	M52-5.0	50550	–	–	–	–	–


For use with Models 531, 541 and 500B ¼"-1" Die Heads

For use with Models 532, 542 and 500B 1½"-2" Die Heads

For metric high-speed rebar dies, Series B, ISO, see price list.



Nipple Chucks / Adapters



819 Nipple Chuck Kit

- Holds short or close nipples for threading.
- For use with Model 300 Power Drive, 300 Compact, 535 and 1822 (with adapter kit) and 1224 Threading Machines.
- Standard Nipple Chuck includes insert and 5 adapters: 1/2", 3/4", 1", 1 1/4" and 1 1/2". (Nipple Chuck body serves as 2" Adapter.)

Selection

Catalog No.	Model No.	Description	Weight	
			lb.	kg
51005	819	NPT Nipple Chuck 1/2"-2"	10	4,5
68160	819	BSPT Nipple Chuck 1/2"-2"	10	4,5
51020	D-380-X	Nipple Chuck Wrench	1/4	0,1
35867	839	Adapter Kit for Model 1822 / 535A Machine	16 1/2	7,5
62457	1219	NPT Nipple Chuck for 1215	5 3/4	2,6

Pipe Adapters

For use with Model 819 Nipple Chuck to allow close nipple threading of all sizes of pipe smaller than 2 inches.

Size (in.)	Model No.		BSPT Standard		Weight	
	Catalog No.	Model No.	Catalog No.	Model No.	lb.	kg
1/8	51040	E-729	—	—	1/2	0,23
1/4	51045	E-730	68195	E-730-B	1/2	0,23
3/8	51050	E-731	68200	E-731-B	1/2	0,23
1/2	51055	E-732	68165	E-732-B	1/2	0,23
3/4	51060	E-733	68170	E-733-B	1/2	0,23
1	51065	E-734	68175	E-734-B	1/2	0,23
1 1/4	51070	E-735	68180	E-735-B	1/2	0,23
1 1/2	51075	E-736	68185	E-736-B	1/2	0,23



See page 4.12

Roll Grooving







- Designed to improve speed and efficiency for fire sprinkler and other industrial installations.
- Wide selection of mechanical and hydraulic units for applications up to 24" in diameter.



Roll Grooving Type	No. of Models	Pipe Capacity (in.)	Page
915 Manual Roll Groover	1	1¼ - 12	5.3
975 Combo Roll Groover	2	1¼ - 6	5.4
916 Power-Driven Roll Groover	4	2 - 6	5.5
918 Hydraulic Roll Groover	5	1 - 12	5.6
918-I Electric Roll Groover	2	1 - 12	5.7
920 Electric Roll Groover	1	2 - 24	5.8

ROLL GROOVING

Roll Groover Selection

	975	916	915	918	918-1	920
						
	Page 5.4	Page 5.5	Page 5.3	Page 5.6	Page 5.7	Page 5.8
Capacity	1¼"-6"	1"-6"	1¼"-12"	1"-12"	1"-12"	2"-24"
Weight	26 lbs.	33 lbs.	23 lbs.	81 lbs.	185 lbs.	160 lbs.
"In-Place" Groover	•		•			
Hydraulic Actuated				•	•	•
Will do SS, PVC, Al	•	•	•	•	•	•
Roll Sets for Copper	•	•	•	•	•	•
Drive Units	RIDGID 300 / Page 4.10 or hand**	RIDGID 300 / Page 4.10 RIDGID 535* / Page 4.18	Hand	RIDGID 300 / Page 4.10 RIDGID 535* / Page 4.18	Included	RIDGID 300 / Page 4.10
Usage	Field	Field	Field	Fab Shop / Field	Fab Shop/Field	Fab Shop/Field

* Adapter pieces required.

** Works as powered or in-place groover.

Note: Please check schedules in charts.

Pipe Size & Schedule Capacities

Model	Material	Pipe Size (inches)/Schedule																
		1	1¼	1½	2	2½	3	3½	4	4½	5	6	8	10	12	14	16	18-24
975 page 5.4	Steel	Sch. 5, 10, 40																
	Stainless	Sch. 5, 10, 40						Sch. 5, 10										
	Aluminum	Sch. 5, 10, 40																
	PVC	40	Sch. 40, 80								Sch. 40							
	Copper	K, L			K, L, M			K, L, M & DW										
916 page 5.5	Steel	Sch. 5, 10, 40																
	Stainless	5, 10	Sch. 5, 10, 40						Sch. 5, 10									
	Aluminum	Sch. 5, 10, 40																
	PVC	Sch. 40	Sch. 40, 80						Sch. 40									
	Copper	K, L			K, L, M			K, L, M & DWV										
915 page 5.3	Steel	Sch. 5, 10, 40																
	Stainless	Sch. 5, 10, 40						Sch. 5, 10										
	Aluminum	Sch. 5, 10, 40																
	PVC	40	40, 80	40	Sch. 40, 80						Sch. 40							
	Copper	K, L			K, L, M			K, L, M & DWV										
918/918-1 page 5.6 & 5.7	Steel	Sch. 5, 10, 40																
	Stainless	5, 10	Sch. 5, 10, 40						Sch. 5, 10									
	Aluminum	Sch. 5, 10, 40																
	PVC	40	40	40, 80	40	Sch. 40, 80						Sch. 40						
	Copper	K, L			K, L, M			K, L, M & DWV										
920 page 5.8	Steel	Sch. 5, 10, 40*																
	Stainless	Sch. 5, 10, 40*																
	Aluminum	Sch. 5, 10, 40*																
	PVC	40	Sch. 40, 80						Sch. 40*									
	Copper	K, L			K, L, M			K, L, M & DWV										

* 8" grooving is not recommended for Sch. 40 if pipe hardness is above 150 BHN.

** Std. = Standard wall thickness (.375).

Note: Use of roll sets on both carbon and stainless steel pipe can lead to contamination of the stainless material. This contamination could cause corrosion and premature pipe failure.

To prevent ferrous contamination, use roll sets dedicated for stainless steel grooving.

Note: Consult groover manual for exact capacity specifications.

Roll Groover/Threader Compatibility

Roll Groover Model	Threader Model							
	1210*	1215*	300 Complete	300 Compact	1822	535 Manual	535 Auto*	1224
916	-	-	45007	67662	48307	60382	-	-
975	-	-	91207	-	-	-	-	-
918-1	-	-	48297	-	-	-	-	-
918-2	-	-	-	-	48377	-	-	-
918-4	-	-	-	-	-	-	-	48382
918-5	-	-	-	-	-	48387	-	-
920	-	-	95782	-	-	-	-	-

*Not recommended for roll grooving applications.



Model 915

Model 915 Manual Roll Groover

The new RIDGID® Model 915 Roll Groover is a manual roll groover for in-place field applications. The Model 915 requires only 3½" of clearance to travel around a pipe and a minimum of 2¾" of exposed pipe for grooving. With the appropriate roll sets, it can groove from 1¼" to 12" pipe, the widest range in its class! The Model 915's cast-in handle allows for easy transport or chaining the groover down to prevent theft. The Model 915 is a must for service work crews.

Features

- Lightweight design – only 23 pounds.
- Easy roll set change out – up to 12" pipe capacity in one unit for service versatility.
- Cast-in carrying handle – easy to transport or lock up to prevent theft.
- Included ratchet – 90 degree bend-in handle makes grooving easier.
- Available customized tool box – holds Model 915 groover and all available roll sets.
- Easy to use depth setting gauge – helps make accurate grooves.

Specifications

Capacity:

- 1¼" - 12" Schedule 10 Steel and Stainless Steel Pipe.
- 1¼" - 6" Schedule 40 Steel Pipe, 1¼"-2" Sch. 40 Stainless Steel Pipe.
- 2"-8" K, L, M, DWV Copper.
- 1¼" - 6" Schedule 40 PVC.
- 1½", 2½" - 3" Schedule 80 PVC.

- Operation: Feed screw with ½" ratchet wrench (included).
- Weight: 23 lbs. (including ratchet).

Standard Equipment

- Model 915 Roll Groover with 2" - 6" Sch. 10 (2" - 3½" Schedule 40).
- Roll Set Ratchet Wrench.



Some items sold separately



Accessories

Catalog No.	Model No.	Description	Weight	
			lb.	kg
88232	915	915 Roll Groover with 2" - 6" Sch. 10 (2" - 3½" Sch. 40) Roll Set	23	10,4
92437	–	Drive and Groove Roll Set for 1¼" - 1½" Sch. 10 or 40 Steel, Stainless Steel, PVC	2	0,9
92447	–	Drive and Groove Roll Set for 4" - 6" Sch. 40 Steel, Stainless Steel, PVC	4½	1,9
92442	–	Drive and Groove Roll Set for 8" - 12" Sch. 10 Steel, Stainless Steel, PVC	4½	1,9
92452	–	Drive and Groove Roll Set for 2" - 8" Copper Tube Type K, L, M, and DWV	2	0,9
93497	–	915 Tool Box	21½	9,7
76827	–	Metric Diameter Tape	½	0,1
76822	–	English Diameter Tape	½	0,1

Note: A Roll Groove Set consists of a Groove Roll and a Drive Roll.

Copper Roll Groove Set includes Black Reaction Arm and one Copper Stabilizer Pad.

(TOOLTIP)

Ensure proper pipe end preparation because square cuts are critical to accurate and reliable grooves.

ROLL GROOVING



Model 975



Model 975 Combo Roll Groover

The Model 975 Combo Roll Groover is two tools in one. Like other RIDGID roll groovers, the 975 mounts on the RIDGID® 300 Power Drive for machine-powered roll grooving jobs, but it is also designed to manually roll groove in-place pipe.

Auto Tracking & Depth Setting Gauge Means Easier Use

The 975 Combo Groover includes patented auto tracking technology for significantly easier grooving. Whether you're doing machine-powered or manual grooving, the AutoTrack™ gauge keeps the pipe automatically engaged to the groover throughout the grooving process. The 975 also includes a permanently-fixed depth setting gauge for quicker, repeatable set-up.

Less Hand-Force Required

When manually roll grooving, the 975's 55% higher gear reduction means less hand-force is required versus competitive manual roll groovers. This is especially helpful for over-head roll grooving.

Durability And Portability

A tough, ductile iron construction means the 975 can absorb job site abuse and provide accurate grooves time after time. A cast-in handle makes the 975 easily portable to and from the job site.

Specifications

- Pipe Capacity:
 - 1¼" - 6" Schedule 5, 10 and Schedule 40 Steel, Aluminum and PVC Pipe.
 - 1¼" - 6" Schedule 5, 10 and 1¼" - 2" Schedule 40 Stainless Steel Pipe.
 - 2" - 8" Copper Tube Types K, L, M & DW.
- Depth Adjustment: Adjusting screw and integral, index depth gauge.
- Actuation: Feed screw with ½" ratchet wrench (included) or any 15/16" hex wrench.
- Power Drive Mounting: RIDGID Model 300 Power Drive 38/57 RPM (Reverse Direction Only).

Ordering Information

Catalog No.	Model No.	Description	Weight	
			lb.	kg
25638	975	975 Combo Roll Groover	26.1	11.9
32828	975	975 Combo Roll Groover for Use with Copper Tube	26.1	11.9
32833	975	Roll Set Kit for 2" - 8" Copper Tube Type K, L, M & DW	5.0	2.3
67662	–	Adapter Bracket for 300 Compact	15.9	7.2
41855	300	300 Power Drive, 115V 50/60Hz 38RPM	94	43
75075	300	300 Power Drive, 115V 50/60Hz 57RPM	94	43
42360	1206	1206 Stand for 300 Power Drive	31	14.1
36273	460-6	460-6 Portable TRISTAND® Chain Vise	47	21
36278	460-12	460-12 Portable TRISTAND® Chain Vise	71	32.0
16703	425	425 Portable TRISTAND® Chain Vise	32	14.5
56662	VJ-99	VJ-99 V Head High Pipe Stand	23	10.4
22168	VF-99	VF-99 V Head Folding Pipe Stand	47	21.0
76822	–	Inch Diameter Tape	0.5	0.1
76827	–	Metric Diameter Tape	0.5	0.1
30708	–	Extension, ½" Drive, Locking	0.05	0.1
30703	–	Ratchet, ½" Drive With 90° Bend	1.7	0.8



For pipe stands,
see page 2.4.

Power-Driven Model 916 Roll Groover

The RIDGID® Model 916 Roll Groover is the most durable and efficient lightweight portable unit available. Built with a solid, durable cast-iron housing, it withstands heavy usage, yet is light enough for easy transportation. It features a single stroke feed mechanism that allows for accurate operation quickly and effortlessly.



Model 916

Features

- Specifically designed for field service roll grooving applications.
- Quick and easy mount to RIDGID Model 300 Power Drive or Model 535 Threading Machine. See pages 4.16 and 4.20.
- Cam-type feed actuation – translates into minimum operator effort to form roll grooves.
- Durable cast-iron housing withstands extensive field use.
- Depth adjustment screw separate from feed mechanism allows for consistent groove depth.
- Lightweight, only 33 lbs., allows for easy transport and storage.
- Integral feed handle is part of overall unit. No extra tools required.
- Easy serviceability – drive and groove rolls are easy to change.

Specifications

- Capacity:
 - 1¼" - 6" Schedule 10 steel, stainless steel, PVC.
 - 1¼" - 3" Schedule 40 steel, stainless steel, PVC.
 - Optional 2" - 6" Copper (type K, L, M, DWV).
 - Optional 1" Schedule 10, 40 steel pipe.
 - 1¼"-1½" and 2"-6" AWWA roll sets.
- Weight: 33 lbs. (15 kg).

Standard Equipment

- One 1¼" - 6" Roll Groove Set for steel. (1¼" - 6" Schedule 10, 1¼" - 3" Schedule 40).

Ordering Information

Catalog No.	Model No.	Description	Weight	
			lb.	kg
45007	916	Roll Groover for 300 Power Drive	33	15
46852	916	Roll Groover for Copper Tubing for 300 Power Drive	34	15,5
60382	916	Roll Groover for 535	33	15
48307	916	Roll Groover for 1822	33	15
Accessories				
45347	–	Roll Set for 1" Sch. 10, 40	6	2,6
45352	–	Roll Set for Copper (optional)	6	2,6
69667	–	Roll Set for 1¼"- 1½" AWWA (optional)	6	2,6
69692	–	Roll Set for 2" - 6" AWWA (optional)	6	2,6
67662	–	Adapter Bracket for 300 Compact	30	13,6
76822	–	English Diameter Tape	½	0,1
76827	–	Metric Diameter Tape	½	0,1

Note: A Roll Set consists of a Groove Roll and a Drive Roll.

ROLL GROOVING

Model 918 Hydraulic Roll Groover

The RIDGID® Model 918 Hydraulic Roll Groover features a powerful 15-ton hydraulic ram in a compact, easy to transport unit. With one man set-up and operation, it is the ideal groover for job site requirements. The Model 918 mounts quickly to RIDGID models 300 power drive, 535 or 1224 threading machines. (See pages 4.16, 4.20 and 4.28.) Designed to provide maximum efficiency, it is capable of grooving up to 12" Schedule 10 and 8" Schedule 40 standard wall pipes. Roll Set changeout is accomplished in seconds.



Model 918



Specifications

- Capacity:
 - 1" - 12" Schedule 10 steel, stainless steel, PVC.
 - 1" - 8" Schedule 40 steel, PVC.
 - 1" - 2" Schedule 40 stainless steel.
 - 2" - 6" Copper (Types K, L, M, DWV).
 - 2½" - 6" Schedule 80 PVC.
- Weight: 81 lbs. (37 kg).

Standard Equipment

- One 2" - 6" Schedule 10/40 Roll Set.
- One 8" - 12" Schedule 10 (8" Schedule 40) Roll Set.
- Tools for Roll Set Change.
- One Carrying case for Roll Sets.

Ordering Information

Catalog No.	Model No.	Description	Weight	
			lb.	kg
48297	918-1	918 Roll Groover w/300 Power Drive Mount Kit	104	47,2
48377	918-2	918 Roll Groover w/1822 Power Drive Mount Kit	134	60,9
48382	918-4	918 Roll Groover w/1224 Carriage Mount Kit	131	59,5
48387	918-5	918 Roll Groover w/535 Carriage Mount Kit	117	53,1
47222	918 only	918 Roll Groover Only	95	43,1
Mounting Kit Only				
48292	911	300 Power Drive Mount Kit Only	9	4
48392	912	1822 Carriage Mount Kit Only	39	17,7
48397	914	1224 Carriage Mount Kit Only	36	16,4
48402	915	535 Carriage Mount Kit Only	22	10
Accessories				
48405	–	Roll Set for 8"-12" Sch. 10 (8" Sch. 40) with carry case	18	8,2
48407	–	Roll Set for 1¼" to 1½" Sch. 10/40. Tool box includes drive shaft, bolt and tools	10	4,5
48412	–	Roll Set for 1" Sch. 10/40, and 1¼" to 1½" Sch. 10/40. Tool box includes drive shaft, bolt and tools	20	9,0
48417	–	Roll Set for copper (2" - 6")	10	4,5
59992	–	2½" - 12" Stabilizer for grooving nipples. For 918 w/300 Mounting Kit or 918-I	11	5,0
49662	–	Tool Box	5	2,0
76822	–	English Diameter Tape	½	0,1
76827	–	Metric Diameter Tape	½	0,1

Note: A Roll Set consists of a Groove Roll and a Drive Roll.

Note: Do not use to groove 8" schedule 40 steel pipe harder than 150 Brinell.

Model 918-I Roll Groover

The RIDGID® Model 918-I Roll Grooving Machine is capable of grooving 1" to 8" Schedule 40 and 1" to 12" Schedule 10 pipe faster than any roll grooving machine in its class. Powered by a 1.2 HP universal motor and heavy duty transmission, the Model 918-I produces high quality grooves consistently and effortlessly.

It comes standard with a rugged wheel stand built for mobility in the shop without compromising stability. The stand's tray is tough enough to support 200 lbs. The Model 918-I uses a custom-designed, two-stage hydraulic pump that minimizes pipe flare, operator fatigue and hydraulic fluid leaks.

Features

- Fastest roll groove time in its class. (See Roll Groove Time chart below).
- Offers maximum versatility in roll grooving capacities (see specifications below).
- Custom engineered 2-stage, 15-ton hydraulic pump and ram eases grooving and reduces flare and operator's fatigue.
- Produces consistent, high quality roll grooves.
- 115V approved by CSA to CSA and UL standards.

Specifications

- Capacity
 - 1" - 12" Schedule 10 steel.
 - 1" - 8" Schedule 40 steel.
 - 2" - 6" copper (Types K, L, M, DWV).
 - 2½" - 6" Schedule 80 PVC.
- Weight: 185 lbs./84.1 kg.
- Motor: Universal ½ HP, 115V, 60 Hz.
- Motor Control: On/Off Heavy-Duty with Foot Switch.
- RPM: 45 (no load).

Standard Equipment

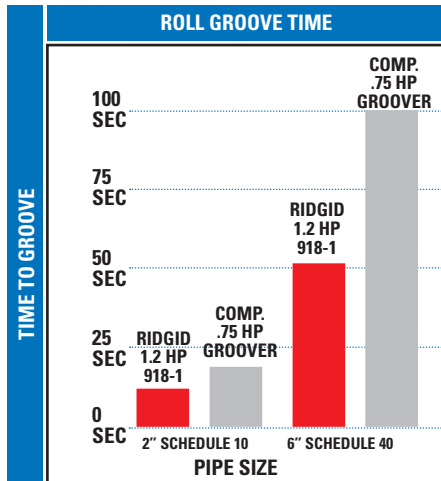
- One 2" - 6" Schedule 10/40 Roll Set.
- One 8"-12" Schedule 10 (8" Schedule 40) Roll Set.
- One Tool for Roll Set Changeout.
- One Carry Case for Roll Sets.
- One Heavy-Duty Wheel Stand with Tray.
- One Foot Switch.
- One 1" - 12" Stabilizer for Grooving Nipples.

Ordering Information

Catalog No.	Model No.	Description	Weight	
			lb.	kg
64977	918-I	Roll Grooving Machine Complete. 115v	185	84,1
65902	918-I	Roll Grooving Machine Complete. 230v (Export Only)	185	84,1
Accessories				
48405	–	Roll Set for 8"-12" Sch 10 (8" Sch 40) With Carry Case	18	8,2
48407	–	Roll Set for 1¼" - 1½" Sch 10/40 With Carry Case	10	4,5
48412	–	Roll Set for 1" Sch 10/40 and 1¼" - 1½" Sch 10/40 With Carry Case	20	9,0
48417	–	Roll Set for 2"-6" Copper	10	4,5
59992	–	2½"-12" Stabilizer for Grooving Nipples	11	5,0
76822	–	English Diameter Tape	½	0,1
76827	–	Metric Diameter Tape	½	0,1

Note: A Roll Set consists of a Groove Roll and a Drive Roll.

Note: Do not use to groove 8" schedule 40 steel pipe harder than 150 Brinell.



For pipe stands, see page 2.4.

ROLL GROOVING



Model 920 Roll Groover

The RIDGID® Model 920 Roll Groover takes grooving to a whole new level. With a capacity range of 2"-24" diameter pipe, it has the largest capacity of any RIDGID roll groover. The Model 920 mounts to the RIDGID Model 300 Power Drive for use in the field or shop. Also available is the Model RJ624 Large Diameter Pipe Support for grooving pipe up to 24" in diameter, a perfect complement to the Model 920 Roll Groover (see page 2.5).

Model 920 Benefits

- Largest grooving capacity in its class.
- Transportation Mode – Detachable Wheels enable one man to easily move the Model 920 around a jobsite. Also available is a Model 32 Transporter (see page 4.17).
- Patented Depth Setting Gauge – Easy and accurate groove depth setting does not require adjusting the protective guarding.
- Built-in Pressure Gauge – Helps operator monitor hydraulic pressure to control flare and optimize groove time.
- Front Roll Set Change-Out – User can switch groove roll sets quickly and easily.
- Easy Adjust Support Legs – Helpful when leveling the groover on uneven ground.

Standard Equipment

- Model 920 Roll Groover with support legs.
- 2" - 6" Schedule 10/40 Groove Roll Set with box.
- 8" - 12" Schedule 10/40 Groove Roll Set.
- 14" - 16" Standard Wall (0.375) Groove Roll Set with box.
- Model 920 Training Video and User Manual.
- Transport wheels.

Ordering Information

Catalog No.	Model No.	Description	Weight	
			lb.	kg
95782	920	920 Roll Groover with 2" - 6" Sch. 40, 8"-12" Sch. 40 and 14"-16" Std. Wall Roll Sets	199	90,3
96987	–	Drive and Groove Roll Set for 18" - 20" Sch. 10 Steel or Stainless Steel	21	9,5
96992	–	Drive and Groove Roll Set for 22" - 24" Sch. 10 Steel or Stainless Steel	22	10
96997	–	Drive and Groove Roll Set for 4" - 6" Sch. 40 Steel or Stainless Steel	20	9
96982	–	Drive and Groove Roll Set for 2" - 8" Copper Tube Type K, L, M, and DMV	20	9
96372	RJ624	RJ624 Large Diameter Pipe Stand	167	75,7
76827	–	Metric Diameter Tape	½	0,1
76822	–	English Diameter Tape	½	0,1
42575	32	Transporter for Power Drives and TRISTAND Vises	14¼	6,5



For pipe stands,
see page 2.4.

Cutting & Drilling

- Wide selection from a single source.
- Durable designs.



Type	No. of Models	Nom. Size (in.)	Page
Hole Cutting			
Model HC300	3	Up to 3	6.2
Model HC450	3	Up to 4¾	6.3
Hole Saws	51	Up to 6	6.4
Hole Saw Arbors	6	Up to 5½	6.5
Reciprocating Saw Blades			
	15	3-12	6.5
Core Drilling			
Core Drill Bits	26	½-14	6.6
Tapping Tools			
RT1000	2	5/8 - 7/8	6.7
RT3422	1	5/8 - 1¾	6.8

CUTTING & DRILLING

Model HC300



Model HC300

Technical Specifications

- Motor: Universal, 115V or 230V 25-60Hz 11 amp, 1.2 HP.
- RPM: 360 (no load).
- Chuck Size: 1/16" - 1/2".
- Arbors up to 7/16".
- Weight: 31 lbs..
- Height: 12.8".
- Length: 11.9".
- Width: 13.2".
- 115V approved by CSA to CSA and UL standards.



Capacity

- Hole Cutting Capacity: up to 3".
- Pipe Diameter Mounting Range: 1 1/2" - 8".

The RIDGID® Model HC300 Hole Cutting Tool is designed to cut holes up to 3" diameter into steel pipe. The multiple hole size allows the use of fittings such as Mechanical T®, Hookers®, Vic-O-Let™, Weld-O-Let™ and others for branching unpressurized pipelines.

The HC300 features an integral motor and gear reduction optimizes the performance and saw life in the capacity range. A single-feed handle and ON/OFF switch allows for easy operation. The compact two-piece design allows the HC300 to be used in tight quarters and difficult-to-reach locations.

The Model HC300 offers great features that translate into unparalleled field and shop performance.

Features

- Quick Connecting Two-piece Design. This unique design allows for easy mounting, transport and set up. In addition, the unit can be broken down into two lighter weight units for maximum transport and operation comfort. This is particularly useful when working off a ladder or overhead.
- Single-hand Chain Latching. The Model HC300 features a spring-loaded chain that saves time and significantly aids set up and operation.
- Ergonomic Design. With all controls at the operator's fingertips, the tool has been designed for maximum productivity.
- High Speed. Quickly bore holes while optimizing hole saw life.
- Horizontal and vertical flats to ensure perpendicular cutting.

Standard Equipment

- One Hole Cutting Tool (Base and Motor Assembly).
- One Chuck Key.

Accessories

- Hole Saws.
- R2S Solid Shank Arbor.
- Carrying Case.

Note: Standard hole saw listing on page 6.4.

Ordering Information

Catalog No.	Model No.	Description	Weight	
			lb.	kg
76777	HC300	3" Hole Cutting Tool 115V, 50/60 Hz	31	14
76787	HC300	3" Hole Cutting Tool 230V, 50/60 Hz	31	14
76792	HC300-J	3" Hole Cutting Tool 100V, 50/60 Hz	31	14
16671	R2S	Solid Shank Arbor	3/4	0,3
84427	-	HC-450/HC-300 Carrying Case	19	8,6
77017	-	Chuck Key	1/4	0,1

Note: The HC300 is not a hot tapping tool.

Note: Use the R2S Arbor when drilling 1/4" and larger holes.

Model HC450



Model HC450

Technical Specifications

- Motor: Universal, 115V or 220V 25-60Hz 13 amp, 1.2 HP.
- RPM: 110 (no load).
- Chuck Size: 5/8".
- Arbors up to 1/8"-5/8".
- Weight: 42 lbs.
- Height: 11 1/2".
- Length: 17".
- Width: 17".
- 115V approved by CSA to CSA and UL standards.



Capacity

- Hole Cutting Capacity: up to 4 3/4".
- Pipe Diameter Mounting Range: 1/4" - 8".
- Schedule 10, 40 and 80 Pipe Diameter.

The RIDGID® Model HC450 is engineered for continuous 1/4" to 4 3/4" hole cutting in and up to 8" diameter steel unpressurized pipe. The built-in level ensures line up for multiple holes when branching lines using Mechanical T®, Vic-O-Let™ fittings or welded saddles. Dual-side feed handles provide easier operation from any angle. The HC450 is ideal for mechanical, industrial maintenance and fire protection contractors since it cuts holes into a wide variety of pipe materials. No off-the-shelf drill-based hole cutter compares in performance or durability to the rugged purpose-built Model 450.

Features

- Engineered for continuous dry or oiled hole cutting.
- RPM maximizes holesaw life and does not spray lubricant or chips.
- GFCI and a built-in circuit breaker for operator protection.
- Two carrying handles ease mounting and alignment.
- Built-in level for multiple hole alignment.

Standard Equipment

- One Hole Cutting Tool.
- One 5/8" Arbor only for Hole Saws.
- One Chuck Key.

Ordering Information

Catalog No.	Model No.	Description	Weight	
			lb.	kg
57592	HC450	4 3/4" Hole Cutting Tool 110V, 50/60 Hz	42.0	19.0
57597	HC450	4 3/4" Hole Cutting Tool 220V, 50/60 Hz	42.0	19.0
57602	HC450-J	4 3/4" Hole Cutting Tool – Japan 100V, 50/60 Hz	42.0	19.0

Note: The HC450 is not a hot tapping tool.

Accessories

Catalog No.	Model No.	Description	Weight	
			lb.	kg
84427	–	HC450 Carry Case	19.0	8.6
59502	R4	5/8" Arbor only for Hole Saws	1/4	0.1
59132	–	Chuck Key	1/4	0.1



For standard hole saws see page 6.4

CUTTING & DRILLING

Hole Saws



Variable Pitch Hole Saws

Outperform and outlast traditional standard pitch models. Bi-metal construction with teeth made from specially hardened type M3 high speed steel. The varying teeth height and gullet sizes result in much faster cutting and longer life. For wood; mild, tool and stainless steels; cast iron; brass and aluminum. 50 sizes from 9/16" (14 mm) to 6" (152 mm).

- Depth of cut: 1 1/8" (28 mm).
- Use RIDGID Thread Cutting Oil on all metal except cast iron.

Hole Saw Kits

Plumber's, electrician's and combination kits each contain a selection of RIDGID® hole saws and hole saw arbors for cutting through wood, steel, cast iron, brass and aluminum.



Kits

Catalog No.	Model No.	Description	3/8" 19 mm	1/2" 22 mm	5/8" 29 mm	3/4" 35 mm	7/8" 38 mm	1" 44 mm	1 1/8" 51 mm	1 1/4" 57 mm	1 3/8" 64 mm	1 1/2" 67 mm	Arbors			Weight		
													R0	R1	R2	lb.	kg	
81490	1248	Plumber Kit		•	•	•	•	•	•	•	•	•		•	•	•	3 3/4	1,5
81495	1249	Electrician Kit		•	•	•	•	•	•	•	•	•		•	•	•	3 3/4	1,5
81500	1250	Combination Kit	•	•	•	•	•	•	•	•	•	•		•	•	•	6 1/2	2,8

Catalog No.	Model No.	Saw Size & Hole Diameter		Nominal Pipe Sizes (in.)		Nominal Pipe Sizes (mm)	
		in.	mm	Tap Drill Size	Body Drill Size	Tap Drill Size	Body Drill Size
52755	M14	9/16	14	-	-	-	-
52760	M16	5/8	16	-	-	-	-
52765	M17	11/16	17	-	-	-	-
52770	M19	3/4	19	-	3/8	-	10
52775	M21	13/16	21	-	-	-	-
52780	M22	7/8	22	3/4	1/2	20	12
52785	M24	15/16	24	-	-	-	-
52790	M25	1	25	-	-	-	-
52795	M27	1 1/16	27	-	-	-	-
52800	M29	1 1/8	29	1	3/4	25	20
52805	M30	1 1/4	30	-	-	-	-
52810	M32	1 1/4	32	-	-	-	-
52815	M33	1 5/16	33	-	-	-	-
52820	M35	1 3/8	35	-	1	-	25
52825	M37	1 7/16	37	-	-	-	-
52830	M38	1 1/2	38	1 1/4	-	32	-
52835	M40	1 5/8	40	-	-	-	-
52840	M41	1 5/8	41	-	-	-	-
52845	M43	1 11/16	43	-	-	-	-
52850	M44	1 3/4	44	1 1/2	1 1/4	40	32
52855	M46	1 13/16	46	-	-	-	-
52860	M48	1 7/8	48	-	-	-	-
52865	M51	2	51	-	1 1/2	-	40
52870	M52	2 1/16	52	-	-	-	-
52875	M54	2 1/8	54	-	-	-	-
52880	M57	2 1/4	57	2	-	50	-
52885	M59	2 5/16	59	-	-	-	-
52890	M60	2 3/8	60	-	-	-	-
52895	M64	2 1/2	64	-	2	-	50
52900	M65	2 5/8	65	-	-	-	-
52905	M67	2 5/8	67	-	-	-	-
52910	M70	2 3/4	70	-	-	-	-
52915	M73	2 7/8	73	-	-	-	-
52920	M76	3	76	-	2 1/2	-	64
52925	M79	3 1/8	79	-	-	-	-
52930	M83	3 1/4	83	3	-	75	-
52935	M86	3 3/8	86	-	-	-	-
52940	M89	3 1/2	89	-	-	-	-
52945	M92	3 5/8	92	-	3	-	75
52950	M95	3 3/4	95	3 1/2	-	90	-
52955	M98	3 7/8	98	-	-	-	-
52960	M102	4	102	-	-	-	-
52965	M105	4 1/8	105	-	3 1/2	-	90
52970	M108	4 1/4	108	-	-	-	-
52975	M110	4 3/8	110	-	-	-	-
52980	M114	4 1/2	114	-	4	-	-
52985	M121	4 3/4	121	-	-	-	-
52990	M127	5	127	-	-	-	-
52995	M140	5 1/2	140	-	-	-	-
53000	M152	6	152	-	-	-	-

Note: All weights are under 1 1/2 lbs. (0.68 kg).

Hole Saw Arbors

Hole saw arbors with high-speed pilot drills are built for use with portable drills and drill presses. The saws are quickly replaced without tools and without removing the arbor from the chuck.



Catalog No.	Model No.	For Chuck Size	Fits Saw Nos.	Shank Size
53065	R0	1/4", 3/8" (6, 10 mm)	M14 – M19	1/4" (6 mm) Round
53070	R1	1/2" (12 mm)	M14 – M19	7/16" (11 mm) Hex
53075	R2	1/2" (12 mm)	M21 – M152	7/16" (11 mm) Hex
16671	R2S	1/2" (12 mm)	M21 – M152	Solid 7/16" (11 mm) Hex
53080	R3	5/8" (15 mm)	M21 – M152	5/8" (15 mm) Hex
59502	R4	5/8" (15 mm)	M76 – M152	5/8" (15 mm) Hex
53085	E3986	1/4" Replacement Pilot Drill with Slotted Shank	–	–
81505	D-969	12" Arbor Extension for 7/16" Shank Arbors	–	–

Note: All weights are under 1 lb. (0.45 kg).

Reciprocating Saw Blades

High quality blades for every application. Available in carbon, or bi-metal consisting of a high-speed steel cutting edge welded to a flexible alloy steel back for wood or metal cutting. RIDGID® blades will fit in all reciprocating saws and are packed in plastic sleeves with five (5) blades or fifty (50) blades.



Bi-metal

Catalog No.	Model No.	Length		Width		Gauge		TPI	Std. Pack	Recommended Use
		in.	mm	in.	mm	in.	mm			
80520	D-988	3	75	5/16	8	0.035	0.9	18	5	Scroll cuts in wood and cast aluminum, non-ferrous metals.
80500	D-984	4	100	3/4	20	0.035	0.9	14	5	Heavy gauge metals 1/8" thick and above. Barstock and angles.
80480	D-980	4	100	3/4	20	0.035	0.9	18	5	Heavy gauge metals of 18 gauge to 1/8" thick conduit, pipe, channels and tubing.
80485	D-981	4	100	3/4	20	0.035	0.9	24	5	Metal cutting 18 gauge and under. Trim, tubing, and galvanized pipe.
56892	D-993	6	150	3/4	20	0.035	0.9	10	5	Wood, nail-embedded wood, compositions, plastic, cast aluminum and non-ferrous metals.
80505	D-985	6	150	3/4	20	0.035	0.9	14	5	Heavy gauge metals 1/8" thick and above. Barstock and angles.
95872	DP-985	6	150	3/4	20	0.035	0.9	14	50	Heavy gauge metals 1/8" thick and above. Barstock and angles.
80510	D-986	6	150	3/4	20	0.035	0.9	18	5	Heavy gauge metals of 18 gauge to 1/8" thick conduit, pipe, channels and tubing.
95877	DDP-986	6	150	3/4	20	0.035	0.9	18	50	Heavy gauge metals of 18 gauge to 1/8" thick conduit, pipe, channels and tubing.
80515	D-987	6	150	3/4	20	0.035	0.9	24	5	Metal cutting 18 gauge and under. Trim, tubing, and galvanized pipe.
47082	D-989	6	150	3/4	20	0.050	1.3	6	5	General rough-in, all woods, nail-embedded woods.
56897	D-994	8	200	3/4	20	0.035	0.9	10	5	All woods, composition, plastic, nail-embedded wood, cast aluminum, light metal.
51022	D-992	9	225	3/4	20	0.050	1.3	6	5	General rough-in, all woods, nail-embedded woods.
47087	D-990	12	300	3/4	20	0.050	1.3	6	5	General rough-in, all woods, nail-embedded woods.
96032	D-979	12	300	7/8	22	0.062	1.6	6	3	Demolition blade! All wood, metal, nail-embedded wood.

CUTTING & DRILLING

Core Drill Bits



Core Bits High Speed Premium Red



Bit Extension Rods & Adapters

All RIDGID® segmented diamond drill bits are laser welded for superior strength. Three times stronger than conventional brazed bits.

RIDGID core bits are available in 2 styles: Premium Red and High Speed Premium Red.

Premium Red core bits are heavy-duty, multi-purpose bits for drilling in many types of materials including reinforced concrete, cinder block, stone, etc.

High Speed Premium Red core bits are specially designed for high speed drilling. Unique diamond segment design can increase drilling speed as much as 30% over conventional bits.

Premium Red Catalog No.	High Speed Premium Red Catalog No.	Bit Diameter (inches)	Weight	
			lb.	kg
98170	—	½*	1.10	0,5
98175	—	⅝*	1.15	0,5
98180	—	¾*	1.19	0,5
98185	—	⅞*	1.5	0,7
98190	—	1*	2.0	0,9
98195	—	1¼*	2.60	1,2
98200	—	1½*	3.20	1,5
98205	—	1¾	3.55	1,6
98210	51507	2	4.05	1,8
98215	—	2¼	4.25	1,9
98220	51512	2½	5.00	2,3
98225	—	2¾	5.50	2,3
98230	51517	3	6.00	2,7
98235	51522	3½	6.50	2,9
98240	51527	4	8.00	3,6
98250	51537	5	11.50	5,2
98255	—	5½	13.25	6,0
98260	51542	6	14.00	6,4
98265	—	6½	15.25	6,9
98270	—	7	16.00	7,3
98275	51547	8	22.00	10,0
98280	—	9	24.25	11,0
98290	51557	12	41.25	18,7
98295	—	14	60.50	27,4

Note: All Diameters Are Nominal, Core Length is 12"

* Requires Adapter No. 98715

Item No.	Catalog No.	Extension Length (inches)	Fits Bit Size (inches)	Thread	Weight	
					lb.	kg
1	98700	4	1¼ – up	1¼–7	2¼	1,0
2	98705	6	1¼ – up	1¼–7	3¼	1,5
3	98710	12	1¼ – up	1¼–7	6¼	2,8
4	98690	6	1–1½	⅝–11	1¼	0,6
5	98695	12	1–1½	⅝–11	2	0,9
6	98715	—	Adapter 1¼–7 Box to ⅝–11 Pin		1¼	0,6
7	98720	—	Adapter ⅝–11 Box to 1¼–7 Pin		1¼	0,7

Tapping Tools



Model RT1000



Model RT1000

The Model RT1000 Mini Tapping Tool is ideal for branching pressurized water lines. With 1" tapping capacity and the ability to drill into most pipe materials, the lightweight compact and corrosion-resistant design of the RT1000 is the perfect tool for branching pressurized pipe when system shut down is out of the question.

Features

- Compact and lightweight, the tool is great for tight quarters and awkward locations.
- Sturdy machined construction and corrosion-resistant materials combine to provide dependable lifelong operation.
- Independent cutter feed mechanism gives the operator full control of drilling to optimize cutter performance and service life.
- Taps steel, cast iron, ductile iron and plastic pipe.
- Coupon retaining bits give you the confidence that the coupon will not be dropped in the pipe, preventing medium contamination or possible damage of downstream equipment.

Specifications

- Tapping Capacity: 3/4" - 1".
- Mounting: Saddle, Welded Nipple, Weld-o-let®, Thread-o-let®.
- Activation: Hand Ratchet, Air Ratchet, Right angle Drill.
- Cutter Feed: Rotation of sleeve around an Acme threaded barrel.
- Pressure: Water, 150 psig @ 100°F. Steam or air, 100 psig @ 370°F.

Standard Equipment

- Model RT1000 Mini Tap Tool.
 - RT1000 Tapping Tool Only.
 - 3/4", 1" CTS Corporation Adapter.
 - Small Shaft Extension.
 - Small Saw Arbor.
 - 1/4" Pilot Bit.
 - Ratchet Wrench.
 - Two Spud Wrenches.
 - Tool Box.

Note: Cutters are not included.

Note: The RT1000 uses the same drills and hole saws as the RT3422 and the MLT3401 saddle tapping tool. The RT1000's maximum capacity is 1".

Ordering Information

Catalog No.	Model No.	Description	Weight	
			lb.	kg
83567	RT1000	RT1000 Tapping Tool CTS Set	16	7,3
83302	RT1000	RT1000 Tapping Tool Only	6	2,9
83307	—	RT 1000 Tool Box	7	3,0
76022	—	Ratchet Wrench	2	0,4
83317	—	3/4" CTS Adapter	0,3	0,2
83322	—	1" CTS Adapter	0,3	0,2
83337	—	3/4" NPTM Adapter	0,3	0,2
83347	—	1" NPTM Adapter	0,3	0,2
83327	—	3/4" Mueller® 110 Compression Adapter	0,5	0,2
83572	—	1" Mueller 110 Compression Adapter	0,5	0,2

Note: CTS = Copper Tube Size. NPTM/NPTF = National Pipe Thread Male/Female.

Cutters

Hole Saw	Model No.	Diameter/Type
52760	M16	5/8" Bi-Metal
52780	M24	7/8" Bi-Metal
76267	—	5/8" Steel Shell
76272	—	7/8" Steel Shell
76292	—	5/8" CI/DI Bit*
76297	—	7/8" CI/DI Bit*
76317	—	5/8" Plastic Shell
76322	—	7/8" Plastic Shell

*CI/DI = Cast Iron/Ductile Iron.

Tapping Tools



Model RT3422

Model RT3422

The Model RT3422 is designed for branching pressurized water, steam and natural gas mains. With up to 2" capacity, corrosion-proof design, ability to handle most types of material and lightweight, the Model RT3422 is the tool to meet your tapping needs.

Features

- Easy to use. At only 21", this lightweight and compact tool is great for tight quarters and awkward locations.
- Heavy-Duty Design. Sturdy machined, corrosion-resistant materials for dependable lifelong benefits.
- Built-in bleed valve. Allows for easy purge of chips.
- Independent cutter feed gives the operator total independent control of the cutter feed rotation for optimal saw life.
- Taps a variety of materials. The RT3422 is capable of tapping into steel, cast iron, ductile iron and plastic pipe.
- Versatility. The RT3422 is capable of tapping mains of:
 - Water up to 500 psig.
 - Steam, air and natural gas up to 150 psig.
- Coupon retaining bits. Exclusive pilot bits give you the confidence that the coupon will not be dropped in the pipe, preventing medium contamination or possible damage of downstream equipment.

Specifications

- Tapping Capacity: ¾ - 2".
- Mounting: Saddle, Welded Nipple, Weld-o-let, Thread-o-let.
- Cutter Travel: 14".
- Activation: Hand Ratchet, Air Ratchet, Right angle Drill.
- Cutter Feed: Rotation of sleeve around an Acme threaded barrel.
- Pressure: Water, 500 psig @ 100°F, Steam, Air and Natural Gas, 150 psig @ 370°F.

Accessories

Catalog No.	Description
76017	RT 3422 Tool Box
76022	1½" Ratchet Wrench
Pilots	
76027	Coupon Retaining ¼" Pilot
76032	Coupon Retaining ⅜" Pilot
Hole Saw Arbors	
76037	Small Hole Saw Arbor For ⅝"-1⅜" Holesaws
76042	Large Hole Saw Arbor Asm. For 1⅝"-1¾" Holesaws
Shaft Extensions	
76047	Small Shaft Extension For ⅝"-1⅜" Holesaws
76052	Large Shaft Extension For 1⅝"-1¾" Holesaws
Valve Adapters	
76057	CTS ¾" Female
76067	CTS 1" Female
76072	CTS 1¼" Female
76077	CTS 1½" Female
76082	CTS 2" Female
83997	¾" Mueller 110
84002	1" Mueller 110
84007	1½" Mueller 110
84012	2" Mueller 110
76132	NPT ¾" Male
76137	NPT 1" Male
76142	NPT 1¼" Male
76147	NPT 1½" Male
76152	NPT 2" Male

NPT Sets available only with steel, male valve adapters.

Ordering Information

Catalog No.	Model No.	Description	Weight	
			lb.	kg
75982	RT3422	Tapping Machine Only	16	7,3
75992	RT3422	¾" - 2" NPT Set (Male)	6	2,9
91192	RT3422	¾" - 2" CTS Set (Flared)	7	3,0

Each RT3422 complete set comes with:

The RT3422 sets include RT3422 tapping tool with bleed valve, shaft extensions, heavy-duty hole saw arbors, ¼" and ⅜" coupon retaining pilot bits, ratchet wrench, (2) spud wrenches, and 5 valve adapters in a steel tool box. Cutters are available separately.

Cutters

Hole Saw	Model No.	Diameter/Type
52760	M16	⅝" Bi-Metal
52780	M24	⅞" Bi-Metal
52800	M29	1⅛" Bi-Metal
52820	M35	1⅜" Bi-Metal
52850	M44	1¾" Bi-Metal
76267	–	⅝" Steel Shell
76272	–	⅞" Steel Shell
76277	–	1⅛" Steel Shell
76282	–	1⅜" Steel Shell
76287	–	1¾" Steel Shell

Note: Cutter diameter is ⅛"-¼" smaller than the diameter of the hole being cut.

Hole Saw	Model No.	Diameter/Type
76292	M16	⅝" CI/DI Bit
76297	M24	⅞" CI/DI Bit
76302	M29	1⅛" CI/DI Shell
76307	M35	1⅜" CI/DI Shell
76312	M44	1¾" CI/DI Shell
76317	–	⅝" Plastic Shell
76322	–	⅞" Plastic Shell
76327	–	1⅛" Plastic Shell
76332	–	1⅜" Plastic Shell
76337	–	1¾" Plastic Shell

GENERAL PURPOSE HAND TOOLS

General Purpose Hand Tools

- Wide selection of accessory tools & equipment.
- Proven durable designs.



Type	No. of Models	Page
Bench Vises	5	7.2 - 7.3
Anvils	3	7.3
Levels	5	7.4
Hammers	10	7.5
Saws	2	7.6
Saw Blades	4	7.6
Tool Box	1	7.7
Tape Measures	2	7.7
Folding Rulers	4	7.8
Multi-Purpose Screwdriver	1	7.9
Pliers	5	7.10
Adjustable Wrench	1	7.10
Snips	5	7.11
Knockout Sets	7	7.12 - 7.13
Cable Cutter	1	7.13
Bolt Cutters	6	7.14
Cable Trimmer	1	7.14
Shovels	7	7.15
Screw Extractors	12	7.16
Replacement Drill Guides	10	7.17
Twist Drills	9	7.17
Electrical Wire Cutting, Stripping and Crimping	9	7.18 - 7.19

GENERAL PURPOSE HAND TOOLS

Bench Vises



The RIDGID® Model F-Series vises are constructed of 75,000 psi tensile strength forged steel. These sleek, rugged vises out perform their bulky cast-iron competition.


Model F-Series vises feature a parallel jaw alignment system. This exclusive feature gives the F-Series precise clamping action, as well as longer service life.

Model F-Series Also Features:

- All-steel, drop-forged construction.
- Rolled double lead Acme screw.
- Steel handle with rubber anti-pinch rings.
- Increased work areas.
- Standard fixed pipe jaws.
- Large, hardened anvil.
- Surface hardened slides for smooth, precise operation.
- Forged steel swivel base with dual draw-down bolts.
- RIDGID Lifetime Warranty.



Infinitely adjustable swivel base allows vise to lock securely in any position




Large capacity pipe jaws for secure clamping



Generously sized jaws provide greater clamping surface

Catalog No.	Model No.	Description	Weight	
			lb.	kg.
66987	F-45	4½" Forged Vise	26	11,9
66992	F-50	5" Forged Vise	48	21,6
66997	F-60	6" Forged Vise	63	28,6
69907	–	Swivel Base Assembly for F-45	3	1,4
69912	–	Swivel Base Assembly for F-50 & F-60	6	2,8



Aluminum Magnetic Jaw Covers



Soft-Faced Magnetic Jaw Covers



Fiber Magnetic Jaw Covers

Model F-Series Vise Accessories

Vise Model	F-45	F-50	F-60	Weight	
				lb.	kg.
Aluminum Magnetic Jaw Covers	69847	69852	69857	1.0	0,50
Fiber Magnetic Jaw Covers	69862	69867	69872	1.0	0,50
Soft-Faced Magnetic Jaw Covers	69877	69882	69887	1.0	0,50

Magnetic Jaw Covers

Magnetic Jaw Covers assist with specialty clamping applications. These high quality covers give you greater flexibility when working with your Model F-Series Vise.

- AJ/Smooth Aluminum - General use and non-marring surfaces.
- FJ/Fiber Cover - For gripping hardened non-marring surfaces.
- RJ/Soft Rubber - For delicate, irregular work pieces.

Quick-Acting Vises



RIDGID® Model XF-45 and XF-50 vises feature rugged construction for long service life and a Quick Action Trigger for fast clamping and unclamping. Pulling the trigger releases the jaw and lets you push it to or from the work piece. In less than one turn of the handle the work piece can then be securely clamped or unclamped.

Features

- Quick Action Trigger for fast work piece positioning.
- Forged steel construction offers superior durability and strength.
- Jaw alignment system provides precise clamping and long service life.
- 360 degree swivel base enables work piece positioning flexibility.
- Oversized jaws and anvil offer large clamping and working surfaces.
- Rugged steel handle includes anti-pinch rings.

Catalog No.	Model No.	Description	Weight	
			lb.	kg.
26648	XF-45	4½" Quick-Acting Forged Vise	26	11,7
27848	XF-50	5" Quick-Acting Forged Vise	48	21,6

Anvils



Forged Anvils

The RIDGID Peddinghaus® anvil has long stood for quality and craftsmanship. Peddinghaus anvils are drop-forged and produced entirely from high grade steel for maximum durability. The top face is ground and induction hardened to provide a lively surface to work on.

Model #12 comes equipped with a pritchel hole to support the use of various tools. Model #12 also features an upsetting block.


Catalog No.	Model No.	Width of Face	Length of Face	Length of Horns	Total Length	Total Height	Base	Weight		Std. Pack
								lb.	kg	
69642	12	5¼	12	8½	28½	12¼	10¼ x 13½	275	125	1
69622	5	3	8	5½	18¾	8	6¾ x 7¾	77	35	1
69632	9	5	10½	7½	25	10½	9¼ x 11	165	75	1

GENERAL PURPOSE HAND TOOLS

Levels



No. 395
Torpedo Level



No. 724
24" Aluminum Level

Nightshade Torpedo Level

- Ideal for general use and work in tight places.
- Glow in the dark vial frames for dark areas.
- Three vials for plumb, level and 45° miter.
- Three strong rare earth magnets.
- V-grooved edge for pipe and conduit work.
- Large top-read level vial.

Aluminum Level

- Top-reading, extruded aluminum level.
- Milled top for exacting precision.
- Full-length magnetic base no. 724

Catalog No.	Model No.	Description	Length		Body		Weight		Std. Pack
			in.	mm	in.	mm	lb.	kg.	
20233	395	9" Torpedo Level	9	229	5/8 x 1 1/4	16 x 32	1/8	0,15	1
87107	724	24" Top-read Magnetic Aluminum Level	24	610	1 x 2 1/4	25 x 57	1 1/8	0,6	1

Heavy Duty Aluminum Machined Levels

Torpedo Levels

- Heavy duty with machined billet aluminum body. A rugged design that withstands tough conditions.
- All terrain, waterproof and shockproof.
- Easy-to-read, oversized vials provide view from all angles.
- Easy-to-use, includes rare earth magnets to provide stability at any angle.

Laser Level

- Five-vial laser level is 3-dimensionally aligned for accuracy in all planes.
- Laser diode lasts for 10,000 hours, operates on standard AAA batteries.
- Features extra-strength rare earth magnets, ideal for use on metal piping.

U-Shape, V-Groove Level

- U-Shape, V-Groove levels provide the best option for magnetic conduit bending and welding work.
- Designed with 16 rare earth magnets to provide maximum stability.
- Built for more readings than any level of its size: 0, 22, 30, 45, 60 and 90 degrees.

Catalog No.	Model No.	Description	Readings (degrees)	Length		Weight		Std. Pack
				in.	mm	lb.	kg.	
36243	400UM	Level, 4-Vial Torpedo	0, 45, 90	5 5/8"	143	0.23	0,1	1
36248	500UM	Level, 5-Vial Torpedo	0, 30, 45, 90	8 1/2"	216	0.37	0,17	1
36253	800LMI	Level, 5-Vial Laser	0, 30, 45, 90	8 1/2"	216	0.76	0,35	1
36258	F-10	Level, U-Shape, V-Groove	0, 22, 30, 45, 60, 90	2 1/2"	64	0.26	0,12	1

Hammers

RIDGID® hammers feature high-quality steel heads. Individual sections are tempered steel for strength, hardness and resiliency. Wood handles are select grain burnished hickory. Claw hammers feature impact-resistant fiberglass handles with no-slip cushion grip.

Hand Drilling Hammer



Curved Claw Hammer



Short Handle Sledge Hammer



Ripping Claw Hammer



Ball Pein Hammer



Catalog No.	Model No.	Description	Head Weight		Overall Length		Weight		Std. Pack
			oz./lb.	kg/g	in.	mm	lb.	kg	
52475	116	16 oz. Curved Claw Hammer	16	454	13¼	337	1½	0,7	4
52480	120	20 oz. Curved Claw Hammer	20	567	13¼	337	1¾	0,8	4
52485	216	16 oz. Ripping Claw Hammer	16	454	13¼	337	1½	0,7	4
52490	220	20 oz. Ripping Claw Hammer	20	567	13¼	337	1¾	0,8	4
52450	012	12 oz. Ball Pein Hammer	12	340	13	330	1⅞	0,6	6
52455	016	16 oz. Ball Pein Hammer	16	454	14	356	1½	0,7	6
52465	024	24 oz. Ball Pein Hammer	24	680	15½	394	2⅞	1,0	6
52470	032	32 oz. Ball Pein Hammer	32	907	16	406	2¾	1,3	6
52495	250	2½ lb. Short Handled Sledge	2½	1.1	15½	394	3¼	1,5	4
52505	303	3 lb. Hand Drilling Hammer	3	1.4	10	254	3½	1,6	4

GENERAL PURPOSE HAND TOOLS

Saws



Model 212 Pro Arc Hack Saw

Model 212 Pro Arc

Designed to offer superior strength and maximum control in a lightweight professional hack saw. The bow frame casting provides both greater strength and improved work piece access. Blade replacement is a snap with the large tensioning knob and the rubberized hand grips fore and aft ensure a controlled and speedy cut. In addition, the Model 212 Pro Arc provides two positions for mounting the blade (either 45° or 90° cut angles) to handle the job.

Model 1205 PVC/ABS Saw

Designed for cutting plastic pipe, plywood and veneers. Has an aluminum handle and 18" blade with replacements available.



Model 1205 PVC/ABS Saw

Catalog No.	Model No.	Description	Weight		Std. Pack
			lb.	kg	
20238	212	Pro Arc Aluminum Hack Saw	—	—	1
50522	1205	18" PVC/ABS Pipe Saw	7/8	0,4	6
50532	1205-2	18" Replacement Blade	1/2	0,2	1

Note 18" Blade standard with Model 1205.

Bi-Metal High-Speed Hack Saw Blades



Bi-Metal High-Speed Hack Saw Blades

Bi-Metal Blades have high-speed steel teeth electron-beam-welded to tough, yet flexible die steel backing to produce the best possible performance in a premium quality blade.

Catalog No.	Model No.	Description	Blade Size		Teeth Per Inch	Blades Per Pack	Weight		Std. Pack
			in.	mm			lb.	kg	
93785	1218-BM	12" Bi-Metal Hi-Speed Hack Saw Blade	12 x 1/2	300 x 12	18	10	1/2	0,2	1
93790	1224-BM	12" Bi-Metal Hi-Speed Hack Saw Blade	12 x 1/2	300 x 12	24	10	1/2	0,2	1
56847	1218-BM	12" Bi-Metal Hi-Speed Hack Saw Blade	12 x 1/2	300 x 12	18	100	4 1/2	2,0	1
56852	1224-BM	12" Bi-Metal Hi-Speed Hack Saw Blade	12 x 1/2	300 x 12	24	100	4 1/2	2,0	1



Tool Box



Model 606 Standard Shape with Tray

Padlock provision on catch. Heavy-duty tray with handle.

Heavy-duty tool boxes for tradesmen's use. Made of 18-gauge, cold-rolled prime steel. Two heavy-duty plated trunk-type catches. Plated top handle. Electrically welded construction. Continuous piano hinge. Durable baked red enamel finish, electrostatically sprayed.

Catalog No.	Model No.	Description	Dimensions – L x W x H		Weight		Std. Pack
			in.	mm	lb.	kg	
33085	606	Standard Shape w/Tray	20 x 8½ x 9½	508 x 216 x 241	19½	8,8	1

Tape Measures




Tape Measures with Rubber Grip & Stainless Bodies Tape

- Available in 16' and 25' lengths.
- Extra wide 1¼" heavy-duty, 2-sided nylon coated blade, resists abrasion and breakage.
- Anti-slip rubber surround with stainless clad case, grips in the toughest conditions.


Catalog No.	Model No.	Description	Weight		Standard Pack
			lbs.	kg	
20213	616	16' x 1¼" Tape	¾	0,32	1
20218	625	25' x 1¼" Tape	1	0,45	1

GENERAL PURPOSE HAND TOOLS


Rulers




Model 1619F
Fiberglass 6' Inside
Flat Reading Rule



Model 1620
Fiberglass 6' Extension Rule
with 6' Extension Slide



Model 1602
2m, 78 3/4" Rule. Inside Flat
Reading Scale in millimeters.
Outside Scale in inches



Model 1619
Fiberglass 6' Outside
Flat Reading Rule

Fiberglass Folding Rules

Precision made of flexible heavy-duty fiberglass with embedded, easy-to-read boldface figures and graduations with red 16" stud marks and positive locking joints. Model 1602 is graduated on one side in millimeters with red markings every 10 cm. Reverse side reads in inches.

Fiberglass Folding Rules

Catalog No.	Model No.	Description	Width		Length		Weight		Std. Pack
			in.	mm	ft.	m	oz.	g	
73365	1619	6' Outside Reading	5/8	16	6	1,8	7	198	6
73370	1619F	6' Inside Flat Reading	5/8	16	6	1,8	7	198	6
73360	1620	6' Extension Rule	5/8	16	6	1,8	7	198	6
81280	1602	2m Metric Rule	5/8	16	6' 6 3/4"	2	7	198	6

Multi-Purpose 6-in-1 Screwdriver

6-in-1 Screwdriver



- Includes:
 - #1 and #2 Phillips® tip.
 - 3/16" and 1/4" flat tip.
 - 5/16" and 1/4" nut drivers in the shaft.
- Contoured cushioned grip for increased grip and torque.
- Ball/spring retention shaft with positive snap-fit locking handle.
- Full RIDGID® Lifetime Warranty.

Catalog No.	Model No.	Description	Length		Weight		Std. Pack
			in.	mm	lb.	kg	
16573	1974	6-in-1 Screwdriver	8	203	1/4	0,11	12

Tongue and Groove Pliers



Pliers


- Professional quality tools, precision crafted for ultimate balance, high strength and exacting performance.
- Forged and heat-treated for extended life and durability.
- Tongue and Groove pliers feature a flush rivet design which provides a stronger tool and allows access to tighter areas.
- Cushioned grips are designed for comfort only. They are NOT intended as insulation against electric shock.

Catalog No.	Model No.	Description	Length		Weight		Standard Pack
			in.	mm	lb.	kg	
62347	707	Tongue-and-Groove Pliers	7½"	190	¾	,34	2
62352	709	Tongue-and-Groove Pliers, 1⅜ Capacity	9½"	241	1	,45	2
16473	713	Tongue-and-Groove Pliers, 2¼ Capacity	13"	330	1½	,88	2
62362	716	Tongue-and-Groove Pliers, 4¼ Capacity	16"	406	2¾	1,24	1


Snips



Model 786
Aviation Snips (cuts right)



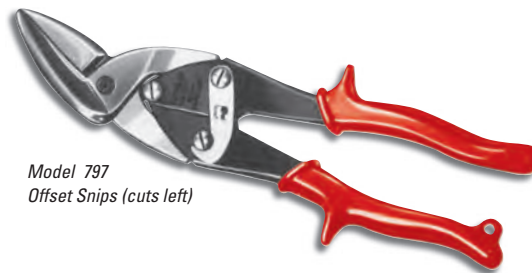
Model 788
Aviation Snips (cuts straight)



Model 787
Aviation Snips (cuts left)



Model 796
Offset Snips (cuts right)



Model 797
Offset Snips (cuts left)

All RIDGID® Snips feature forged, heat-treated blades for increased quality and performance.

Metal Cutting Snips

Excellent for cutting sheet metal, screening, wire, leather, cloth, gasket material, rubber, linoleum, roofing material, plastics, etc. Handles designed for right- or left-hand use.

Aviation Snips and Offset Snips

Ideal for cutting 18-gauge or lighter cold-rolled sheet steel. Compound action results in maximum jaw power with minimum effort. Aviation snips threaded jaw bolt allows the blades to be realigned after prolonged use.

Catalog No.	Model No.	Description	Length		Cut		Weight		Standard Pack
			in.	mm	in.	mm	lb.	kg	
54115	786	Snip - Cuts Right	10½	267	1¾	35	1	0,05	6
54120	787	Snip - Cuts Left	10½	267	1¾	35	1	0,05	6
54125	788	Snip - Cuts Straight	10½	267	1½	38	1	0,05	6
16202	796	Offset Snip - Cuts Right	10½	267	1½	38	1	0,05	6
16207	797	Offset Snip - Cuts Left	10½	267	1½	38	1	0,05	6

GENERAL PURPOSE HAND TOOLS

Knockout Sets



Model R739BB



Model HKO-186

The RIDGID® unique 3-point design makes punching fast and simple. Blanks fall out easily without prying. Choose from ball bearing manual sets to 2" or hydraulic sets to 4" with foot or hand pumps. RIDGID punches and dies are available individually or in sets, and are interchangeable with most knockout systems.

Manual Kits

Hardened alloy steel drive screws equipped with H-D ball bearings provide ease of operation and long life. Double end ratchet wrench included in Model R739BB provides speed and convenience.

- Precision-ground 3-point punch/die sets.
 - Capacity to 2" in 10-gauge mild steel.
- H-D ball bearing drive screws.
- Sets include durable ABS storage case.
- 3 kits available, including deluxe ratchet drive.

Hydraulic Kits

Combines ease of hydraulic operation and precision-ground knockouts to provide clean, quick holes. Available with foot or hand pumps.

- Precision-ground 3-point punch/die sets.
 - Capacity to 4" in 10-gauge mild or 16-gauge stainless steel.
- Powerful 11-ton hydraulic ram.
- Pumps equipped with internal safety relief valve.
- Ram and pump equipped with quick disconnect couplers.

Catalog No.	Model No.	Description	Weight		Std. Pack
			lb.	kg	
31787	R735BB	½"-1¼" Ball Bearing Kit w/Case	6¼	2,8	1
31792	R737BB	1½"-2" Ball Bearing Kit w/Case	7½	3,3	1
31797	R739BB	½"-2" Ball Bearing Kit w/Ratchet Wrench & Case	11	5,0	1
23477	HKO-186	½"-2" Hydraulic Kit w/Hand Pump (Includes 2 Draw Bolts, Draw Bar, Spacers, 3' Hose)	31¾	14,3	1
24587	HKO-1810	½"-4" Hydraulic Kit w/Hand Pump (Above w/KOPD 254 Kit)	61¼	27,7	1

Manual Knockout Accessories

31802	–	⅝" Ball Bearing Bolt	1	0,4	3
31807	–	¾" Ball Bearing Bolt	1¾	0,7	2
31817	–	⅝" x 1" Ratchet Wrench	1½	0,7	1

Hydraulic Knockout Accessories

24542	H-18	Hand Pump with Elbow	10	4,5	1
24537	8R111S	Ram (Same Ram - All Sets)	6¼	2,8	1
24582	–	Spacer Group (Inc. Long, Med., Short Spacer)	1¼	0,5	1
17602	–	⅝" Draw Bolt (F/Hyd Sets ½" P/D)	½	0,2	1
17597	–	¾" Draw Bolt (F/Hyd Sets ¾"-4" P/D)	2¼	1,0	1
21847	–	3' Hyd Hose (Hand Pump)	3	1,4	1
21857	–	10' Hyd Hose (Foot Pump)	7	3,2	1

Knockout Sets



Model KOPD-52, 1/2"-2" Punch and Die Set with Case

- Precision-ground 3-point punches.
- Tool steel tough dies.
- Sturdy case.

Catalog No.	Description
23487	KOPD-52 Set with 1/2", 3/4", 1", 1 1/4", 1 1/2", 2" Punches and Dies and Case



Model KOPD-254, 2 1/2"-4" Punch and Die Set with Case

- Precision-ground 3-point punches.
- Tool steel tough dies.
- Sturdy case.

Catalog No.	Description
23492	KOPD-254 Set with 2 1/2", 3", 3 1/2", 4" Punches and Dies and Case

Conduit Size No.	Actual Hole Size		Punch Cat. No.	Punch Weight		Die Catalog No.	Die Weight		Hydraulic Kit Draw Bolt No.	Manual Kit Draw Bolt No.
	in.	mm		lb.	kg		lb.	kg		
1/2	7/8	22,5	17497	1/2	0,2	17547	1	0,5	17602	31802
3/4	1 1/8	28,3	17502	1/2	0,2	17552	3/4	0,3	17597	31807
1	1 3/8	34,6	17507	3/4	0,3	17557	1	0,5	17597	31807
1 1/4	1 11/16	43,3	17512	1 1/4	0,6	17562	1 1/2	0,7	17597	31807
1 1/2	1 15/16	49,7	17517	2 1/4	1,0	17567	2	0,9	17597	31807
2	2 1/16	61,8	17522	4	1,8	17572	3 1/4	1,5	17597	31807
2 1/2	2 15/16	74,4	17527	3 1/4	1,5	17577	3 1/4	1,5	17597	-
3	3 3/16	90,6	17532	5	2,3	17582	5 1/4	2,4	17597	-
3 1/2	4 1/16	103,2	17537	3 1/4	1,5	17587	3	1,4	17597	-
4	4 3/16	116,0	17542	5	2,3	17592	4 1/4	1,9	17597	-

Cable Cutter



Model 1380 Cable Cutter

The Model 1380 Cable Cutter is designed to shear-cut insulated aluminum and copper cable through 1 3/8" diameter and 750 MCM*. Drop-forged, heat-treated, alloy steel jaws shear cable with minimum distortion of internal wires. Fitted with fiberglass-insulated handles and rubber grips.

**Not intended for cutting steel or ACSR cable.*

Catalog No.	Model No.	Description	Capacity	Weight		Std. Pack
				lb.	kg	
83350	1380	Cable Cutter	Aluminum and Copper Cable through 1 3/8" Diameter and 750 MCM	4 1/2	2,0	1

GENERAL PURPOSE HAND TOOLS

Bolt Cutters



- Hardened alloy steel jaws are designed and manufactured to assure the longest possible blade life.
- One-step internal cam mechanism provides the quickest and simplest way to keep the cutting blades precisely aligned.
- Handles and grips designed to allow greater mechanical advantage for crisp, controlled cutting.

Replacement Heads

Catalog No.	Description	Weight	
		lb.	kg
18363	S14 Head Assembly	7/8	1,0
18368	S18 Head Assembly	1 1/4	1,5
18373	S24 Head Assembly	2 1/4	2,7
18378	S30 Head Assembly	8 7/8	4,0
18383	S36 Head Assembly	13 1/2	6,1
18388	S42 Head Assembly	18 1/4	8,3

Catalog No.	Model No.	Bolt Cutter Description	Capacity/Metals						Length Overall		Weight	
			Soft (15RC) ¹		Medium (31RC) ²		Hard (42RC) ³		in.	mm	lb.	kg
			in.	mm	in.	mm	in.	mm				
14213	S14	Center Cut	5/16	7,9	1/4	6,4	3/16	4,8	15	379	1 1/4	1,0
14218	S18	Center Cut	3/8	9,5	5/16	7,9	1/4	6,4	19	485	3 3/8	1,5
14223	S24	Center Cut	7/16	11,0	3/8	9,5	5/16	7,9	26	652	5 5/8	2,7
14228	S30	Center Cut	1/2	12,7	7/16	11,0	3/8	9,5	31	800	8 7/8	4,0
14233	S36	Center Cut	9/16	14,3	1/2	12,7	7/16	11,0	38	958	13 1/2	6,1
14238	S42	Center Cut	1 1/16	17,5	9/16	14,3	1/2	12,7	44	1,115	18 1/4	8,3

¹Soft steel and nonferrous metals, bolts, screws, rivets, wire.

²Iron and steel.

³Stainless steel, spring wire, heat-treated rod, reinforcing rod.

Cable Trimmer



Model 87 ACSR Cable Trimmer

Model 87 ACSR Cable Trimmer Kit



Catalog No.	Model No.	Description	Weight	
			lb.	kg
54135	87	ACSR Cable Trimmer Kit, includes Bushing Holder, Cutter, and Carrying Case	9 1/2	4,3
54270	E-4695	Cutter Wheel	1	0,02

Use the RIDGID® Model 87 ACSR Cable Trimmer for fast, accurate cable splice preparation.

- Trims 85 sizes of ACSR cable from 8 AWG to 1,780,000 circular mils (C.M.).
- Bushings for 9 popular cable sizes from 1/0 AWG through 1,780,000 C.M. available from stock.
- The operation of the tool is similar to that of a conventional tubing cutter.
- The bushing holder, cutter and handy carrying case are sold as one unit.
- Case contains storage sockets for 11 bushings. Twelfth bushing is stored in holder.

Catalog No.	Bushing No.	A.W.G. or C.M.	No of Strands
54440	E-5761	2/0	6/1
54445	E-5762	3/0	6/1
54450	E-5763	4/0	6/1
54465	E-5766	266,800	26/7
54480	E-5769	336,400	26/7
54500	E-5773	397,500	26/7
54520	E-5777	477,000	26/7
54540	E-5781	556,500	26/7
54575	E-5788	636,000	54/7 24/7

Shovels

Shovel blades and shanks are one-piece, rust-proofed, 14-gauge steel, taper-formed and then heat treated. Round blades have a slip-resistant, turned step. Burnished, lacquered ash handles are double-riveted to blade socket. Model 170 and 171 designs are offered with fiberglass handles for greater strength and longer life.



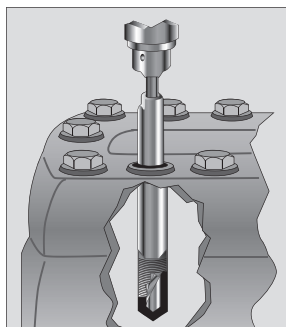
Catalog No.	Model No.	Description	Handle Length		Blade Size		Weight		Standard Pack	Replacement Handle (6 per pack)	
			in.	mm	in.	mm	lb.	kg		Catalog No.	Model No.
52300	170	Long Handle, Round Point	47	1194	8 $\frac{5}{8}$ x 11 $\frac{1}{2}$	219 x 292	3 $\frac{3}{4}$	1,7	6	34883	191
50482	170FG	Fiberglass Round Point	48	1200	8 $\frac{5}{8}$ x 11 $\frac{1}{2}$	219 x 292	4,7	2,1	6	—	—
52305	171	Long Handle, Square Point	47	1194	9 $\frac{3}{4}$ x 12	248 x 305	4 $\frac{1}{2}$	2,0	6	34883	191
50487	171FG	Fiberglass Square Point	48	1200	9 $\frac{3}{4}$ x 12	248 x 305	5	2,3	6	—	—
52310	172	D Handle, Round Point	27	686	8 $\frac{5}{8}$ x 11 $\frac{1}{2}$	219 x 292	4	1,8	6	—	—
52315	173	D Handle, Square Point	27	686	9 $\frac{3}{4}$ x 12	248 x 305	4 $\frac{1}{2}$	2,0	6	—	—
88680	176	D Handle, Steel Scoop	27	686	9 $\frac{3}{4}$ x 16	248 x 406	5 $\frac{1}{2}$	2,5	6	—	—

GENERAL PURPOSE HAND TOOLS

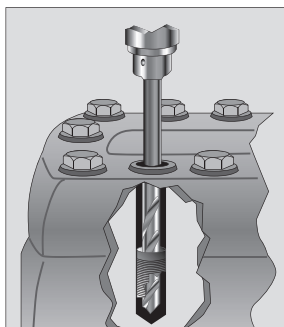
Screw Extractors



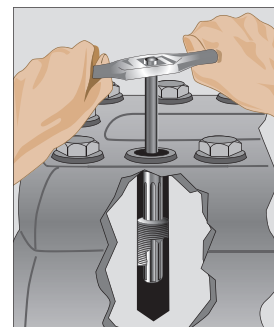
Screw Extractors
(With Sliding Turnut)



FIRST – Drill a small hole clear through the broken end using a snug fitting RIDGID Drill Guide for precision centering. This centering hole is for the larger drill to follow.



SECOND – Remove Drill Guide. Drill out the small center hole to larger diameter for receiving the "longgrip" Extractor.



THIRD – Drive the "longgrip" Extractor into the thin hollow shell and turn it out.



Screw Extractors
(In Sets)

Catalog No.	Model No.	Screw Diameter		Use Drill		Flute Diameter		Length Overall		Maximum Depth		Weight		Std. Pack
		in.	mm	in.	mm	in.	mm	in.	mm	in.	mm	oz.	g	
35535	1	1/4	6	1/8	3	0.139	3,5	2 5/16	59	1	25	1/2	14	6
35540	2	5/16	8	3/16	5	0.205	5,2	2 3/4	70	1	25	1	28	6
35545	3	3/8	9.5	1/4	6	0.272	6,9	3 1/16	78	1	25	1 1/4	35	6
35550	4	7/16	11	5/16	8	0.338	8,6	3 5/16	84	1	25	1 3/4	50	6
35555	5	1/2-3/16	13-14	1/2	9	0.374	9,5	3 3/4	95	1	25	2 1/4	64	6
		(No Turnut)												
35560	6	5/8	16	7/16	11	0.471	12,0	4 1/8	105	2	51	3	85	6
35565	7	3/4	19	1/2	13	0.538	13,7	4 1/2	114	2	51	4	113	6
35570	8	7/8-1	22-25	5/8	16	0.665	16,9	4 3/4	121	3	76	6 1/2	184	6

Catalog No.	Model No.	Description	Weight		Std. Pack
			oz.	g	
35575	–	Includes Nos. 3,4 and 5	8	227	1
35580	–	Includes Nos. 1,2,3,4 and 5	8	227	1



Model 10 Screw Extractor Set

Model 10 set contains 20 precision tools – one each of Extractor Models 1 to 5 inclusive with turnuts, drill Models 1 to 5 inclusive, and drill guides Models 921 to 1821 inclusive. Pre-formed plastic box provides convenient storage.

Catalog No.	Model No.	Description	Capacity		Weight		Std. Pack
			in.	mm	lb.	kg	
35585	10	Screw Extractor Set	1/4-1/2	6-13	1 1/4	0,6	1
35695	10	Box Only	1/4-1/2	6-13	1 1/4	0,6	1




Model 25 Screw and Pipe Extractor Set

Model 25 set contains one each of screw extractors Models 1 to 8 inclusive (Models 1 to 5 Extractors with turnuts); Drill Models 1 to 8 inclusive, and one Model 36; and complete set of drill guides and bushings. Maximum depth extractor range 1" to 3". Pipe extractors Models 80 to 85 also included. These precision tools are packed in a fitted compartment box.

Catalog No.	Model No.	Description	Capacity		Weight		Std. Pack	
			Type	in.	mm	lb.		kg
35590	25	Screw and Pipe Extractor Set	Screw Pipe	1/4-1 1/8-1	6-25 3-25	9 1/4	4,2	1
35700	25	Box Only	–	–	–	1	0,5	1

Replacement Drill Guides / Twist Drills



Replacement Drill Guides
(One-Piece Type)



High-Speed Twist Drills

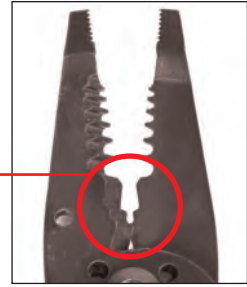
Catalog No.	Model No.	Diameter O.D.		Overall Length		Use Drill		Weight		Std. Pack
		in.	mm	in.	mm	in.	mm	oz.	g	
35765	921	9/32	7,1	1 3/16	30	1/8	3	1/4	7	1
35770	1021	5/16	7,9	1 3/16	30	1/8	3	1/2	14	1
35775	1121	1 1/32	8,7	1 3/16	30	1/8	3	1/2	14	1
35780	1221	3/8	9,5	1 3/16	30	1/8	3	1/2	14	1
35785	1321	13/32	10,0	1 3/16	30	3/16	5	1/2	14	1
35790	1421	7/16	11,1	1 3/16	30	3/16	5	3/4	21	1
35795	1521	15/32	11,9	1 3/16	30	3/16	5	3/4	21	1
35800	1621	1/2	12,7	1 3/16	30	3/16	5	1	28	1
35805	1721	17/32	13,5	1 3/16	30	1/4	6	1	28	1
35810	1821	9/16	14,3	1 3/16	30	1/4	6	1	28	1

Catalog No.	Model No.	Diameter		Overall Length		Weight		Std. Pack
		in.	mm	in.	mm	oz.	g	
35720	1	1/8	3	2 1/2	63	1/4	7	1
35725	2	3/16	5	3	73	1/2	14	1
35730	3	1/4	6	3 1/2	89	3/4	21	1
35735	4	5/16	8	4	102	1 1/4	35	1
35740	5	1 1/32	9	4 1/2	114	1 1/2	43	1
35745	6	7/16	11	4 3/4	121	2 1/2	71	1
35750	7	1/2	13	5	127	3 1/2	99	1
35755	8	5/8	16	5 1/2	139	5 1/2	156	1
35760	36	1/4	6	6	152	1 1/2	43	1

GENERAL PURPOSE HAND TOOLS

Electrical Tools

- Complete lineup of heavy-duty cutting, stripping, & crimping tools for electrical and other applications.
- Innovative RIDG-BACK™ Technology reduces cutting force up to 50%.
- All tools come with deluxe cushion grips that include clear application markings.
 - Grips are designed for comfort only. They are not intended as insulation against electrical shock.
- All tools include a black oxide finish to resist rust and corrosion.



The RIDG-BACK™ Advantage!

A staggered design means the blade, not you, provides more cutting force – required hand force is reduced up to 50%.

Premium Features

- Return spring action speeds up work.
- Positive lock to protect cutting and stripping edges when stored.
- Steel wire shear and bolt cutting stations for extra versatility.
- Holes included for quick wire looping.
- Serrated pliers nose for working small nuts and pulling wire.



Model 83E:
10-18/12-20 AWG



Model 84E:
20-30/22-32 AWG



Model 81E:
5/8" Capacity



Model 85E:
Cu/Coax Front Crimp



Model 86E:
Cu/Coax Rear Crimp



Model 88E: 3-PC Mini Tools for Tight Spaces

GENERAL PURPOSE HAND TOOLS

Catalog No.	Model No.	Description/Materials Used For:	Cutting Blade/Stations									Weight		Std. Pack	
			Main Cutting Blade		Accessory Cutting Stations			Additional Features							
			RIDG-BACK Blade	Curved or Notch Blade	Steel Wire Shear	Nose Anvil Cutter	Bolt Cutting Stations	Return Spring	Protective Lock	Wire Looping Holes	Nose Pliers	lb.	kg.		
21393	83E	Cutter/Stripper: 10-18 AWG Solid, 12-20 AWG Stranded Copper	✓		✓		6-32, 8-32	✓	✓	✓	✓	½	0,2	6	
21398	84E	Cutter/Stripper: 20-30 AWG Solid, 22-32 AWG Stranded Copper	✓		✓		6-32, 8-32	✓	✓	✓	✓	½	0,2	6	
21423	81E	4-In-1 Multi-Purpose Cutter: 5/8" Capacity, Electrical Copper Wire and Cable And Multi-Conductor Wire		Curved For Copper	✓	✓	6-32, 8-32	✓	✓	✓		½	0,2	6	
Cutting / Stripping / Crimping Combo Tools:															
21408	85E	10-22 AWG Copper, Coax w/Up-Front Crimping	✓		✓	✓	4-40, 6-32, 8-32, 10-32, 10-24				✓		½	0,2	6
21403	86E	10-22 AWG Copper, Coax w/Rear-Pivot Crimping	✓		✓		4-40, 5-40, 6-32, 8-32, 10-32, 10-24	✓	✓	✓	✓	½	0,2	6	
21413	88E	3-Pc. Mini Cutter, Stripper, Crimper For Tight Spaces: 8-18 AWG Solid, 10-22 AWG Stranded Copper	✓									½	0,2	6	

Other RIDGID Electrical Contractor Tools:



1224 Threading Machine – Page 4.28



Hole Saws – Page 6.4



Pliers – Page 7.10



Thin-wall Conduit Benders – Page 8.4

Bending & Forming

- Wide selection for specific bending and forming needs.
- Quality you can trust.



Type	No. of Sizes	Capacity		Page
		in.	mm	
Lever Benders				
Plumbing	8	5/8 - 3/4	10 - 18	8.2
Instrument	9	3/16 - 1/2	6 - 12	8.3
Tri-Bender	1	1/4 - 3/8	—	8.3
Heavy-Duty	9	3/16 - 1/2	6 - 12	8.3
Ratchet Benders				
	3	5/8 - 7/8	16 - 22	8.3
Spring-Type Benders				
	10	1/4 - 7/8	6 - 22	8.4
Conduit Benders				
Heavy-Wall	3	1/2 - 1 1/4	12 - 32	8.4
Thin-Wall	3	1/2 - 1	—	8.4
Tube Expanders				
	15	3/8 - 1 3/4	—	8.5
Swaging Tools				
	5	1/4 - 5/8	6 - 16	8.5
Conduit Sizing Tool				
	1	1/2 - 3/4	—	8.5
Flaring Tools				
Ratchet Type	6	1/8 - 1	4 - 16	8.6
Standard	9	3/16 - 5/8	—	8.6
Hammer-Type	8	3/8 - 2	9 - 50	8.6
Ratchet Tube Wrenches				
	13	5/16 - 1	—	8.7
Hydraulic Bender				
	2	3/8 - 3	—	8.8

BENDING & FORMING

Lever Benders



Catalog No.	Model No.	Description	Capacity		Weight	
			Tube Size (actual O.D.)	Bend Radius	lb.	kg
36962*	310	Lever Bender	5/8"	2 1/4"	6 1/2	2,86
36972	312	Lever Bender	3/4"	2 1/8"	7	3,13
36942	310M	Lever Bender	10 mm	42 mm	4	1,81
36947	312M	Lever Bender	12 mm	42 mm	4	1,81
36952	314M	Lever Bender	14 mm	56 mm	6 1/2	2,86
36957	315M	Lever Bender	15 mm	56 mm	6 1/2	2,86
36962*	316M	Lever Bender	16 mm	56 mm	6 1/2	2,86
36967	318M	Lever Bender	18 mm	72 mm	7	3,13

*This product is dual-purpose, being both inch and metric.

300 Series Plumbing Benders

- Designed to bend copper tubing to a maximum of 180°.
- Offset cushion grip handles and a 90° start angle, together with a specially engineered plastic shoe, combine to ease bending effort.
- 300 series lever benders form smooth bends in types K & L soft (annealed) copper tubing.



Catalog No.	Model No.	Description	Capacity		Weight	
			Tube Size (actual O.D.)	Bend Radius	lb.	kg
36117	403	Lever Bender	3/16"	5/8"	1 1/2	0,68
36122	404	Lever Bender	1/4"	5/8"	1 1/2	0,68
36092*	405	Lever Bender	5/16"	1 5/16"	2 3/4	1,18
36097	406	Lever Bender	3/8"	1 5/16"	2 3/4	1,18
36132	408	Lever Bender	1/2"	1 1/2"	5 1/2	2,45
36112	406M	Lever Bender	6 mm	16 mm	1 1/2	0,68
36092*	408M	Lever Bender	8 mm	24 mm	2 3/4	1,18
36102	410M	Lever Bender	10 mm	24 mm	2 3/4	1,18
36127	412M	Lever Bender	12 mm	38 mm	5 1/2	2,45

*This product is dual-purpose, being both inch and metric.

400 Series Instrument Benders


- Combine accuracy with easy operation.
- Offset cushion grip handles for comfort when forming 180° bends. A 90° start angle and unique oil-absorbing shoe minimize bending effort while forming accurate bends in copper and steel tubing.



Catalog No.	Model No.	Capacity	Weight	
			lb.	kg
44852	456	¼", ⅝", ¾"	14	0,4

Model 456 Tri-Bender

- Designed to easily bend three different sizes of soft tubing: ¼", ⅝" and ¾" with the same tool. Ideal for plumbing and HVAC applications.
- A 90° start angle minimizes effort required to form a bend. Handy reference marks indicate the angle for quick bends through 90°.



Catalog No.	Model No.	Capacity (O.D.)	Weight	
			lb.	kg
38028	603	⅜"	1½	0,76
38033	604	¼"	1½	0,76
38038	605	⅝"	4	1,84
38043	606	¾"	4	1,84
38048	608	½"	6	2,76
38053	606M	6 mm	1½	0,76
38038	608M	8 mm	4	1,84
38058	610M	10 mm	4	1,84
38063	612M	12 mm	6	2,76

600 Series Heavy-Duty Instrument Benders

- Two stage design allows for in-place bending from 90° to 180° without ever crossing handles. Lock/unlock with a half turn rotation of the bending handle.
- Extra long handles increase leverage and roll dies in the bending form reduce force needed and limit availability.
- Vise clamp built into bending form for extra stability.

Ratchet Benders



Catalog No.	Model No.	Radius to Center of Tube		Tube O.D.		Weight		Std. Pack
		in.	mm	in.	mm	lb.	kg	
35170	358	3	76	⅝"	16	7½	3,25	1
35175	368	3¾	95	¾"	19	13½	6,25	1
35180	378	3¾	95	7⁄8"	22	13½	6,25	1

Geared Ratchet Tube Benders

- High geared mechanical ratios, bend heavy-wall steel tube (up to ⅛" wall thickness), stainless steel tube (up to ⅜" wall thickness) and hard copper water tube (types K and L).
- Benders produce uniform bends up to 180°, with no need to anneal tubing or use special temper grade tubing.
- Reduce bending effort to a minimum.

BENDING & FORMING

Spring-Type Benders



Spring-Type Tube Benders

- Fast, free-form bending of soft copper and aluminum tube.

Catalog No.	Model No.	Description	Length		Tube O.D.		Weight/Pk.		Std. Pack
			in.	mm	in.	mm	lb.	kg	
35245	D-1375	Pack of 6 Spring-Type Benders	10"	250	¼"	6	¾	0,2	1
35250	D-1376	Pack of 6 Spring-Type Benders	10"	250	⅝"	8	1	0,5	1
35255	D-1377	Pack of 6 Spring-Type Benders	10"	250	¾"	9	1	0,5	1
35260	D-1378	Pack of 6 Spring-Type Benders	12"	300	⅞"	11	1½	0,8	1
35265	D-1379	Pack of 6 Spring-Type Benders	12"	300	½"	12	2½	1,2	1
35270	D-1380	Pack of 6 Spring-Type Benders	12"	300	⅝"	16	3¼	1,5	1
35275	D-1381	Pack of 6 Spring-Type Benders	12"	300	¾"	19	3¾	1,7	1
35280	D-1382	Pack of 6 Spring-Type Benders	12"	300	⅞"	22	4½	1,9	1
Spring-Type Bender Sets									
35285	E-5732	Set of 6, ¼" - ⅝" (6 mm - 16 mm)					1¼	0,8	1
35290	E-5734	Set of 8, ¼" - ⅞" (6 mm - 22 mm)					3	1,4	1

Conduit Benders



Heavy-Wall Conduit Benders

- Designed for the larger sizes of heavy-wall conduit. This bender has hardened teeth for slip-resistant grip.
- Extra-long supporting socket minimizes handle breakage.
- Notch in radius protects conduit threads.

Catalog No.	Model No.	Capacity		Weight		Std. Pack
		in.	mm	lb.	kg	
35230	B-1709	½	12	2½	1.2	1
35235	B-1711	½, ¾	12, 19	2¾	1.3	1
35240	B-1712	1, 1¼	25, 32	7¾	3.5	1

Handles not included.



Thin-Wall Conduit Benders

- Made of cast iron, these tools have exceptionally smooth side walls which grip conduit snugly to minimize distortion.
- Bending grooves conform to Standard Code Radii. Marks indicate 30°, 45°, 60° and 90° bends.

Catalog No.	Model No.	Description	Weight		Std. Pack
			lb.	kg	
35215	B-1677	Bends ½" (12 mm) Thin-Wall Conduit to 4" (100 mm) Inside Radius	2½	1,1	1
35220	B-1678	Bends ¾" (19 mm) Thin-Wall and ½" (12 mm) Heavy-Wall Conduit to 5" (127 mm) Inside Radius	4½	2,0	1
35225	B-1679	Bends 1" (25 mm) Thin-Wall and ¾" (19 mm) Heavy-Wall Conduit to 6½" (165 mm) Inside Radius	8½	3,9	1

Handles not included.

Model S Tube Expander



- This single-stage expander is designed to expand tubing for fast, accurate joints in soft copper, aluminum, and soft steel tube without using fittings. The mechanism is free-floating and self-centering.

Catalog No.	Model No.	Description	Tube Capacity		Weight/Pk.	
			O.D.	nominal	lb.	kg
30032	7	Kit with 1/2", 3/8", 7/8" Heads and Case	—	—	6	2,7
34152	8	Kit with 3/8", 1/2", 3/4", 1" Heads and Case	—	—	6 1/2	,03
15071	S	Expander Handle	—	—	1 1/2	0,7
10251	—	Expander Head	3/8"	1/4"	1/2	0,2
10261	—	Expander Head	1/2"	3/8"	1/2	0,2
10271	—	Expander Head	5/8"	1/2"	1/2	0,2
10281	—	Expander Head	3/4"	5/8"	1/2	0,2
10291	—	Expander Head	7/8"	3/4"	1/2	0,2
10301	—	Expander Head	1"	—	1/2	0,2
10311	—	Expander Head	1 1/8"	1"	1/2	0,2
10321	—	Expander Head	1 1/4"	—	1/2	0,2
51206	—	Expander Head	1 3/8"	—	1/2	0,2
10341	—	Expander Head	1 1/2"	—	1/2	0,2
10351	—	Expander Head	1 5/8"	1 1/2"	1/2	0,2
10361	—	Expander Head	1 3/4"	—	1/2	0,2
58747	—	Replacement Case	—	—	3	1,4

Note: Kit Head sizes are given by Tube O. D.

Swaging Tools



- RIDGID Swaging Tools are quality-made and zinc-plated for accuracy and durability.
- Set of four tools is packaged in handy vinyl pouch.
- Designed for copper, aluminum or brass.

Catalog No.	Model No.	Description	O.D. Capacity		Weight		Std. Pack
			in.	mm	oz.	g	
52420	570	Kit-4 Tools	1/4, 3/8, 1/2, 5/8	6, 9, 12, 16	16	454	1
52425	562	Swaging Tool	1/4	6	2	57	1
52430	563	Swaging Tool	3/8	10	4	113	1
52435	564	Swaging Tool	1/2	12	5	142	1
52440	565	Swaging Tool	5/8	16	8	227	1

Conduit Sizing Tool

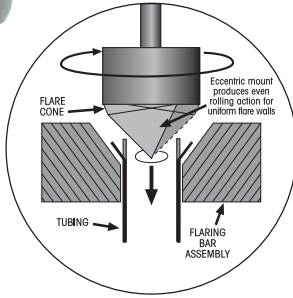


No. 575 EMT Sizing Tool for Conduit

- Quickly resizes thin-wall conduit ends that have become deformed after installation.
- Tool can also be used for slight bending of 1/2" and 3/4" conduit ends for alignment purposes.
- Hardened alloy steel resists wear.

Catalog No.	Model No.	Capacity	Weight		Std. Pack
			oz.	g	
36005	575	1/2" (12 mm) and 3/4" (19mm) EMT	16	454	1

Flaring Tools



Model 458R Ratchet Flaring Tool

- This precision tool provides smooth, uniform flares with minimum effort.
- The new ratcheting feed screw handle turns easily and requires less motion and effort than a standard handle.
- Hardened steel flaring cone, eccentrically mounted in needle bearings, produces rolling action for even metal flow, giving uniform flare walls without galling.

Catalog No.	Model No.	Description	Sizes (in.)	Weight		Std. Pack
				lb.	kg	
83037	458R	45° SAE Flares	1/8, 3/16, 1/4, 5/16, 3/8, 1/2, 5/8, 3/4	3 1/2	1,6	1
41295	454-W	45° SAE-Nominal Water Tube	3/8, 1/2, 3/4, 1	6 1/4	2,8	1
41300	455	45° SAE Flares	1/2, 5/8, 3/4, 7/8, 1	6 3/4	3,1	1
41162	377	37° SAE Flares	3/16, 1/4, 5/16, 3/8, 1/2, 5/8, 3/4	3 1/2	1,6	1
41285	375	37° SAE Flares	1/2, 5/8, 3/4, 7/8, 1	6 3/4	3,1	1
Metric Model			Sizes (mm)			
50257	458MM	45° SAE Flares	4, 4.75, 6, 8, 10, 12, 15, 16	3 1/2	1,6	1

All flaring tools listed are recommended for soft materials such as aluminum and soft copper. Model 454W, Model 455 and Model 375 will also flare steel, stainless steel, hard copper and brass. Model 458R, Model 458MM and Model 377 will flare steel, stainless steel, hard copper, and brass thru wall thickness of .035 inches.



Model 345 Flaring Tool

- Model 345 is a precision designed tool for producing 45° flares in soft copper, brass, aluminum and mild steel (JIC and Bundy) tubing.
- A hardened, smooth cone provides fast, 45° flares either single or double lap.
- A single clamp screw provides for easy clamping and removal of tubing.

Catalog No.	Model No.	Description	Sizes (in.)	Weight		Std. Pack
				lb.	kg	
23332	345	45° SAE Flares	3/16", 1/4", 5/16", 3/8", 7/16", 1/2", 5/8"	2 3/4	1,2	1
23337	345-DL	45° SAE- (double flares)	Above w/adapters for double lap flares; 3/16", 1/4", 5/16", 3/8", 7/16", 1/2" O.D. Tubing	3	1,3	1
24797	345/150	45° SAE Flares	No. 345 w/No. 150 Tubing Cutter and Case Kit	3 1/2	1,6	1
33927	345/150DL	45° SAE Flares	No. 345/DL w/No. 150 Tubing Cutter and Case Kit	3 1/2	1,6	1
31597	-	-	3/16" Double Lap Adapter	-	-	-
31602	-	-	1/4" Double Lap Adapter	-	-	-
31607	-	-	5/16" Double Lap Adapter	-	-	-
31612	-	-	3/8" Double Lap Adapter	-	-	-
31617	-	-	1/2" Double Lap Adapter	-	-	-
31502	-	-	Case Only	-	-	-



Hammer-Type Flaring Tools

- Made of high-grade, hardened steel, these tools have a long nose guide that centers tools for smooth, 45° uniform flares.

Catalog No.	Model No.	Water Tube Size		Weight		Std. Pack
		in.	mm	lb.	kg	
41315	E-37	3/8	9	3/16	0,1	1
41320	E-45	1/2	12	1/4	0,1	1
41325	E-46	5/8	16	3/8	0,2	1
41330	E-47	3/4	19	1/2	0,2	1
41335	E-52	1	25	3/4	0,3	1
41340	E-61	1 1/4	31	1	0,5	1
41345	E-63	1 1/2	37	1 1/2	0,7	1
41350	E-64	2	50	2 1/2	1,0	1

(TOOLTIP)

When flaring tubing, be sure to thoroughly ream and debur the tubing. This will improve the quality and integrity of the flare.

Ratchet Tube Wrenches



- Made from high-quality carbon and stainless steel, RIDGID® Ratchet Tube Wrenches can be used in a wide variety of applications from plumbing to hydraulics.
- The spring-loaded jaws snap open and close around the fitting, enabling the tool to be used in tight quarters.
- The multi-point contact of the wrench helps prevent distortion of thin-walled fittings.
- These wrenches are available in twelve sizes, $\frac{5}{16}$ "-1", and a set of five in a plastic pouch, $\frac{3}{8}$ "- $\frac{5}{8}$ ".

Catalog No.	Model No.	Description	Size (in.)	Torque Capacity (lb/in.)	Weight		Std. Pack
					lb.	kg	
48592	R5	Ratcheting Tube Wrench	$\frac{5}{16}$	280	$\frac{1}{4}$	0,1	6
48537	R6	Ratcheting Tube Wrench	$\frac{3}{8}$	293	$\frac{1}{4}$	0,1	6
48542	R7	Ratcheting Tube Wrench	$\frac{7}{16}$	325	$\frac{1}{4}$	0,1	6
48547	R8	Ratcheting Tube Wrench	$\frac{1}{2}$	390	$\frac{1}{4}$	0,1	6
48552	R9	Ratcheting Tube Wrench	$\frac{9}{16}$	520	$\frac{1}{2}$	0,15	6
48557	R10	Ratcheting Tube Wrench	$\frac{5}{8}$	780	$\frac{1}{2}$	0,15	6
48562	R11	Ratcheting Tube Wrench	$1\frac{1}{16}$	975	$\frac{1}{2}$	0,15	6
48567	R12	Ratcheting Tube Wrench	$\frac{3}{4}$	1105	$\frac{1}{2}$	0,15	6
48572	R13	Ratcheting Tube Wrench	$1\frac{3}{16}$	1300	$\frac{3}{4}$	0,3	6
48577	R14	Ratcheting Tube Wrench	$\frac{7}{8}$	1625	$\frac{3}{4}$	0,3	6
48582	R15	Ratcheting Tube Wrench	$1\frac{5}{16}$	1820	$\frac{3}{4}$	0,3	6
48587	R16	Ratcheting Tube Wrench	1	1950	$\frac{3}{4}$	0,3	6
48597	—	$\frac{3}{8}$ "- $\frac{5}{8}$ " 5 Pc. Kit with Pouch	—	—	$1\frac{1}{4}$	0,5	1

BENDING & FORMING

Tip-Up Wing Hydraulic Bender



Catalog No.	Model No.	Description	Capacity (in)	Weight	
				lb.	kg
36518	HB382	Tip-Up Wing Hydraulic Bender (Manual)	¾-2	181	82
36523	HB383	Tip-Up Wing Hydraulic Bender (Manual)	¾-3	401	182

RIDGID® Hydraulic Benders are versatile and portable benders, ideal for on-site bending as well as machine construction, boiler making and various industrial applications. Available in a manual configuration that is designed for precision cold bending of standard gas pipe and black pipe up to 3".

- Durable piston seals prevent premature leaks and maximize uptime.
- Longer cylinder stroke per pump and optimized hand force minimizes operator fatigue.
- Bending angle indicators reduce starts, stops and pipe removal to take measurements.
- Single circuit hydraulic system with return spring for better control of the ram.

Formers

Standard Gas Pipe/Black Pipe (DIN 2440, BS 1387, ANSI A53)

Catalog No.	Description	Size (O.D.)		Bend Radius		Weight		Std. with Bender	
		in.	mm	in.	mm	lb.	kg	36518	36523
37218	Former for Gas Pipe/Black Pipe	¼	13.5	2.38	60	—	—		
37223	Former for Gas Pipe/Black Pipe	⅜	17.2	1.77	45	2.4	1.1	•	•
37228	Former for Gas Pipe/Black Pipe	½	21.3	1.97	50	3.1	1.4	•	•
37233	Former for Gas Pipe/Black Pipe	¾	26.9	2.56	65	6.6	3.0	•	•
37238	Former for Gas Pipe/Black Pipe	1	33.7	3.94	100	5.3	2.4	•	•
37243	Former for Gas Pipe/Black Pipe	1¼	42.4	5.12	130	5.5	2.5	•	•
37248	Former for Gas Pipe/Black Pipe	1½	48.3	5.91	150	10.4	4.7	•	•
37253	Former for Gas Pipe/Black Pipe	2	60.3	7.87	200	14.4	6.5	•	•
37258	Former for Gas Pipe/Black Pipe	2½	76.1	12.60	320	38.2	17.3		•
37263	Former for Gas Pipe/Black Pipe	3	88.9	14.96	380	59.5	27.0		•

Components

Catalog No.	Description	Weight	
		lb.	kg
37273	Support Corner, HB382	6.8	3.1
37278	Support Corner, HB383	20.2	10
37293	Pin Fixing, HB382	1.5	0.7
37298	Pin Fixing, HB383	1.8	0.8
37063	U-Bracket, HB382	1.1	0.5
37838	U-Bracket, HB383	1.5	0.7

Accessories

Catalog No.	Description	Weight	
		lb.	kg
37813	Turntable Tripod	16.53	7.5
37618	Straightener	2.2	1.0
37828	Foot Wheels	4.8	2.2
37818	Hydraulic Oil (not available in all areas)	2.5 L	

Tube Repair & Joining


- Wide selection from a single source.
- Unique durable designs.



Type	No. of Models	Page
Pressure Test Pump	1	9.2
Soldering Gun	4	9.2
Pipe Freezer	4	9.3
Pipe Thawer	2	9.4

TUBE REPAIR & JOINING

Pressure Test Pump



Model 1450 Pressure Test Pump

Model 1450 Pressure Test Pump

- Tests hydraulically for leaks in installations which are required to be leakproof. Will test systems up to 725 PSI.
- Especially for use in heating, compressed air, refrigeration systems, oil installations, sprinkler systems and other small bore pipe installations.

Catalog No.	Model No.	Description	Max. Pressure	Connections	Weight	
					lb.	kg
50557	1450	Pressure Test Pump	725 PSI	½" NPT	14	6.5

Soldering Gun



Model RT-100

Professional Electric Soldering Gun

Model RT-100

- Designed for soft soldering (50/50, 95/5 alloys) ¼" - 1½" copper tube.
- Flameless soldering – easy-to-use.
- Six feet of cable.
- Built-in handle and cord wrap.
- Specially designed for repair and renovation jobs.
- Approved by CSA to CSA and UL standards (115 V only).

Model RT-175

- Soft solders ¼" - 3" tube.
- Flameless soldering – easy-to-use.
- Twelve feet of cable.
- Fully contained in metal carrying case.
- Approved by CSA to CSA and UL standards (115 V only).



Model RT-175

Catalog No.	Model No.	Description	Weight	
			lb.	kg
69762	RT-100	115V Mini-Pro Soldering Gun	21	9.5
70662	RT-100	230V Mini-Pro Soldering Gun	21	9.5
62862	RT-175	115V Professional Solder Gun	33	15.0
17861	RT-175	230V Professional Solder Gun	33	15.0
39966	–	Carbon Tips	¼	0.1
39976	–	Threaded Studs	¼	0.1
84417	–	Holster	1	0.45

Pipe Freezer



Model SF-2500

SuperFreeze® Pipe Freezing Tool Avoids the Cost and Inconvenience of a System Shutdown and Purge.

The SuperFreeze Pipe Freezer is an easy-to-use pipe freezing unit that allows the contractor to keep water systems operating while making repairs. The RIDGID® Model SF-2500 is a mini-refrigeration unit that circulates self-contained refrigerant to its aluminum freeze heads. This forms an ice plug in as little as 6 minutes in ½" copper tube and can be used with up to 2½" tube or 2" pipe. Once the pipe is plugged, repairs can be made while the ice plug is maintained by the unit. Now includes a bottle of specially formulated freeze gel to speed freezing. Apply the gel to freeze heads before placing on pipe.

- Approved by UL to CSA and UL standards (115 V only).


Model SF-2500

Capacity: Copper Tube: ½" - 2½"
Steel Pipe: ½" - 2".
Compressor: 115V, 60 Hz, 4.3A or 230V, 50 Hz, 2.4 A.
Refrigerant: R-507 (14.2 oz. charge).
Weight: 55 lbs.
Hose Length: 8.5 ft. (17 ft. span).
Dimensions: L = 21" W = 10.5" H = 13".

Standard Equipment

- SuperFreeze Unit.
- Two Velcro® straps.
- Water bottle.
- Clamp.
- Freeze gel.

Catalog No.	Model No.	Description	Weight	
			lb.	kg
68967	SF-2500	Pipe Freezing Kit - 115V ½"-2" Steel Pipe ½"-2½" Copper Tube	55	24.8
68962	SF-2500	Pipe Freezing Kit - 230V Export ½"-2" Steel Pipe ½"-2½" Copper Tube	55	24.8



Accessories

Catalog No.	Description
65937	SF-2000R Velcro Straps (set of 2)
69707	SF-2500R Velcro Straps (set of 2)
66462	SF-2000R 1¼" CTS Bushings (set of 2)
69712	SF-2500R ¾" CTS Bushings (set of 2)
70652	SF-2500R 1¼" CTS Bushings (set of 2)
69717	SF-2500R 2" CTS Bushings (set of 2)
68842	SF-2000R ¾" End Adapters (set of 2)
68847	SF-2000R ½" End Adapters (set of 2)
68857	SF-2500R ½" End Adapters (set of 2)
68862	SF-2500R ¾" End Adapters (set of 2)
65942	Quick Grip Clamp
74946	RIDGID Freeze Gel
84472	Replacement Rubber Feet
18643	Replacement Rubber Hose with Port
18648	Replacement Rubber Hose without Port

Note: Always make sure SuperFreeze heads and hoses are completely thawed before removing from pipe. DO NOT forcefully remove from pipe with any kind of tool, as it could permanently damage the heads and hoses.

(TOOLTIP)

In high ambient temperature applications, wrap insulation around the area being frozen to help concentrate the freezing action of the heads.

Pipe Thawers



Model KT-190 Pipe Thawer



Model KT-200 Pipe Thawer



Models KT-190 and KT-200

**For fast thawing of frozen metal pipes
1/2" through 1 1/2" (12-36 mm).**

The Model KT-190 and KT-200 Pipe Thawing Units provide continuous heating to quickly thaw 1/2" to 1 1/2" frozen metal pipes. With these lightweight, versatile units, there is no need to dig or tear apart walls. Simply attach the clamps to the metal pipe on each side of the frozen section and the pipe is thawed within minutes.

- Approved by CSA to CSA and UL standards (115 V only).
- Continuous Operation: The Models KT-190 and KT-200 operate continuously without requiring any "cool-down" periods. There is no tripping of the unit or need to turn the unit off during the thawing process. Simply attach the cables to the pipe, turn the unit on and let it do its job – continuously from start to finish.
- Lightweight: Weighing under 30 lbs., each unit can be easily transported to the most difficult locations such as attics.
- Versatile: The Model KT-190 can be used on lengths of pipe between 15 and 75 feet. With 4 output levels, the Model KT-200 can be used on 4' to 150' lengths of pipe. The Model KT-200's amp meter allows the user to select the proper output level for maximum current draw and minimum thawing time.
- Powerful: Both units operate on a standard 115V, 15 amp outlet. The Model KT-190 produces 300 amps and the Model KT-200 produces 250-400 amps of thawing power.

All these features and more make the Model KT-190 and the Model KT-200 the professional's choice.

Catalog No.	Model No.	Description	Weight	
			lb.	kg
62802	KT-190	Pipe Thawer w/2 - 25' #2 Cables	46	21
62747	KT-200	Pipe Thawer w/2 - 25' #1/0 Cables	55	2
62662	-	Cable w/Clamp 25'	13	6
62772	-	Extension Cable 25' #1/0 AWG	11	5
62812	-	Series Cable 3' #2 AWG	1 1/2	.6

Specifications	Model KT-190	Model KT-200
Pipe Capacity	1/2"-1 1/2" (12-36mm)	1/2"-1 1/2" (12-36mm)
Input Current	15 Amps	15 Amps
Minimum Reach	15' (4.6m)	4' (1.2m)
Maximum Reach	75' (23m)	150' (46m)
Cable Length	25' (7.7m)	25' (7.7m)
Cable Size	2 AWG	1/0 AWG
Output Amps	300	250-400
Weight	25 lbs. (11.4 kg)	29 lbs. (13.2 kg)

Press Tools





- Feature lock-on cycle completion to ensure the same reliable, watertight joint every time.
- Are highly engineered to deliver superior quality and durability – backed by the RIDGID® Lifetime Warranty.



Type	No. of Models	Capacity in.	Page
Compact Cordless	1	3/8 - 1 1/2	10.4
Compact Press Jaws	4	3/8 - 1 1/2	10.5
Standard Cordless	1	1/2 - 4	10.6
Standard Corded	1	1/2 - 4	10.7
Standard Press Jaws	3	1/2 - 2	10.8
Press Rings	3	1/2 - 4	10.8-10.9
MegaPress™	1	1/2 - 2	10.10
PEX Crimp Tools	6	3/8 - 1	10.11
Press Snap™	1	1 1/2 - 4	10.12
Soil Pipe Cutter			

PRESSING

Selection Chart Press Tools

Compact RP 210-B page 10.4	Jaws	Pressing Rings	Power	Copper/SS Capacity	PEX Capacity	Weight (lb.)	Rotating Barrel	Characteristics
	Compact Series Jaws: • ProPress® (copper & stainless) • Pureflow™ (PEX)	Compact Series Press Rings (see chart below)	18V Li-Ion battery	½ - 1¼"	¾" - 1½"	6.4 with battery	270°	This press tool is 25% lighter than our previous tool, for more pressing, less fatigue. It's also smaller and more compact to get into confined areas. For ½" to 1¼" copper and stainless steel, and ¾" to 1½" PEX fittings, the RP 210-B is the right choice. Also features a 270° rotating barrel to reach into tight spaces.
RP 330-B page 10.6								Characteristics
	Standard Series Jaws: • ProPress (copper & stainless) • Pureflow (PEX)	Standard Series Press Rings: (see chart below)	18V Li-Ion battery	½ - 4"	½ - 2"	9.8 with battery	270°	For convenience and portability, the RP330-B is designed to handle your toughest construction projects. It features a barrel that rotates 270° and a long service interval. It is powered by an 18V Lithium-Ion battery to provide 50% more presses per battery charge than Ni-Mh battery-powered tools.
RP 330-C page 10.7								Characteristics
	Standard Series Jaws: • ProPress (copper & stainless) • Pureflow (PEX)	Standard Series Press Rings: (see chart below)	Corded	½ - 4"	½ - 2"	9	270°	For the peace of mind a corded tool offers, choose the RP 330-C press tool. With all of the same features, functionality and durability of the battery-powered version, the RP 330-C press tool is the workhorse of the job site. At nearly one-half the weight of the previous CT400 unit, this is our lightest corded press tool ever.
PEX Crimp Tools page 10.11								Characteristics
	• ASTM F 1807 (PEX)	—	—	—	¾" - 1"	2.7-3.4	—	Constructed of lightweight, durable polycarbonate E ³ handles, RIDGID PEX Crimp Tools are ideal for making copper crimp ring and stainless steel clamp connections in potable water and radiant heating applications.

Press Jaws & Rings

Compact Series Press Jaws for use with 100B or RP 210-B							
Compact Series Jaws	¾"	½"	⅝"	¾"	1"	1¼"	1½"
ProPress (copper & stainless)	—	16958	—	16963	16978	31228	—
Pureflow (PEX)	17003	17008	19813	17013	17018	22683	22688




Standard Series Press Jaws for use with 320-E, RP 330-B, RP 330-C & CT400								
Standard Series Jaws	¾"	½"	⅝"	¾"	1"	1¼"	1½"	2"
ProPress (copper & stainless)	—	76652	—	76657	76662	76667	76672	76677
Pureflow (PEX)	—	22653	22658	22663	22668	22673	22678	35343

Large Diameter Press Rings for use with 320-E, RP 330-B, RP 330-C & CT400					
Pressing Rings	Standard Series Actuator Jaw	2½"	3"	4"	2½"-4" Ring Kit with Case
ProPress XL-C (copper and stainless steel fittings)	V2 Actuator 21878	20543	20548	20553	20483

Small Diameter Press Rings for use with 320-E, RP 330-B, RP 330-C & CT400							
Actuator Jaw	½"	¾"	1"	1¼"	1½"	2"	For Use With
V1 28033	27998	28003	28008	28013	—	—	RP 330-B RP 330-C 320E CT400
V2 21878	—	—	—	—	28018	28023	RP 330-B RP 330-C 320E CT400
C1 26163	27998	28003	28008	28013	—	—	100B RP 210-B

ProPress® is a registered trademark of Viega.
PureFlow™ is a trademark of Viega.

The Fastest, Most Reliable Press Tools

Features	Benefits	Compact	Standard	
		RIDGID RP 210-B	RIDGID RP 330-B	RIDGID RP 330-C
Weight (tool and battery)	Lightweight, providing maximum comfort.	6.4 lbs.	9.8 lbs.	9 lbs.
Battery	For convenience and maximum portability.	18V, Li-Ion	18V Li-Ion	N/A
Rotating Barrel	Tool barrel rotates, allowing access into the tightest spaces.	270°	270°	270°
Approximate Cycle Time	Fastest cycle times, providing maximum speed with every connection.	5 Seconds	5 Seconds	5 Seconds
Tool Approval	Third party approval.	N/A	N/A	UL / CSA
Lock-On Cycle Completion	Cycle completes automatically once pressing action begins, ensuring a reliable connection every time.	✓	✓	✓
Auto Ram Retraction	Ram returns to start position automatically, providing maximum speed with every connection.	✓	✓	✓
Jaw Pin Closure Sensor	Prevents cycle from starting if pin is not fully engaged, preventing tool damage.	✓	✓	✓
Automatic Maintenance Reminder	Automatic calibration reminder to ensure optimal performance.	✓	✓	✓
Extreme Temperature Sensor	RP 210-B operating temp = 15° to 122° F. RP 330-B operating temp = 15° to 122° F. RP 330-C operating temp = 15° to 122° F.	✓	✓	✓
Low Battery Sensor	Alerts user to insufficient battery power, providing maximum reliability with every connection.	✓	✓	—
Warranty	RIDGID Full Lifetime Warranty.			

PRESSING

Compact Battery-Operated Press Tool

1/2" to 1 1/4" Capacity for Copper and Stainless Steel

3/8" to 1 1/2" Capacity for PEX



RP 210-B with case and jaws



Compact Series Jaws for ProPress Copper and Stainless
See page 10.5

Model RP 210-B Compact

The Model RP 210-B is a fast and reliable way to join copper, stainless steel and PEX fittings. It is 2 inches shorter and 25% lighter than our previous compact tool for more pressing with less fatigue. It's 270° rotating swivel jaw helps users get into tight places. With 5,400 pounds (24 kN) hydraulic ram output, the Model 210-B has more capacity than any compact press tool available. As part of this new design, the Model 210-B service interval has been extended to 32,000 cycles.

Specifications

- Capacity: 1/2" to 1 1/4" for copper and stainless; 3/8" to 1 1/2" for PEX.
- Compatible with all RIDGID® compact series pressing attachments.
- 270° barrel/jaw swivel.
- Battery: 18V Li-Ion, 1.1 Ah.
- Battery Charger: 115V.
- Hydraulic Ram Output: 5,400 lbs. (24 kN).
- Weight: 6.5 lbs. with battery.
- Operating Temperature Range: 15°F - 122°F.
- Approximate Cycle Time: 5 seconds.
- Standard Kit Includes: RP 210-B Press Tool, 2 Batteries, Battery Charger and Carrying Case.

Selection

Catalog No.	Model No.	Description	Weight lb.	Std. Pack
31028	RP 210-B	RP 210-B Battery Press Tool Kit w/ProPress Jaws (1/2" to 1 1/4")	26	1
31038	RP 210-B	RP 210-B Battery Press Tool Kit w/PureFlow PEX Jaws (1/2" to 1")	24	1
31048	RP 210-B	RP 210-B Battery Press Tool Kit (No Jaws)	16	1
31053	RP 210-B	RP 210-B Battery Press Tool Only	12	1

Accessories

Catalog No.	Model No.	Description	Weight lb.	Std. Pack
31023	RP 210-B	Carrying Case	10	1
32068	-	18V Charger	2	1
31013	-	18V 1.1 Ah Li-Ion Battery Pack	1	1
32743	-	18V 2.2 Ah Li-Ion Battery Pack	1	1
31018	-	18V 3.3 Ah Li-Ion Battery Pack	2	1

(TOOLTIP)

RIDGID Model Compact RP 210-B is lighter and smaller than Standard Series tools and is ideal for residential and close quarters work.

Compact Series Press Jaws

RIDGID® Compact Series press jaws are 40% lighter and 33% smaller than Standard Series jaws, enabling them to fit into tight spaces. RIDGID Compact Series press jaws are only compatible with RIDGID Compact Series press tools (100-B, RP 210-B).

Copper and Stainless



Compact Jaws for ProPress

Compact Series Jaw Sets for ProPress (copper and stainless)

Catalog No.	Description	Weight lb.	Std. Pack
16958	½" Jaw for ProPress	2½	1
16963	¾" Jaw for ProPress	2½	1
16978	1" Jaw for ProPress	2½	1
31228	1¼" Jaw for ProPress	2½	1

PEX



Compact Jaws for PureFlow

Compact Series Jaw Sets for Pureflow (PEX)

Catalog No.	Description	Weight lb.	Std. Pack
17003	⅜" Jaw for Pureflow	2½	1
17008	½" Jaw for Pureflow	2½	1
19813	⅝" Jaw for Pureflow	2½	1
17013	¾" Jaw for Pureflow	2½	1
17018	1" Jaw for Pureflow	2½	1
22683	1¼" Jaw for Pureflow	2½	1
22688	1½" Jaw for Pureflow	2½	1

(TOOLTIP)

The Model RP 210-B can reach 1¼" capacity with the use of either C1 Actuator and 1¼" press ring or 1¼" press jaw.

Battery-Operated Press Tool

1/2" to 4" Capacity



RP 330-B Kit



Standard Series Jaws for ProPress Copper and Stainless
See page 10.8



Pressing Rings for 2 1/2"-4"
See page 10.8



Standard Jaws for Pureflow

Model RP 330-B Battery-Powered Press Tool

For convenience and portability, the RP 330-B is the logical choice. Featuring a barrel that rotates 270° and a longer service interval, the RP330-B is designed to handle your toughest construction projects. Powered by an 18V Li-Ion Battery, the RP 330-B offers 50% more presses per battery charge than Ni-MH battery powered tools.

Specifications

- Capacity: 1/2" to 4"
- 270° Barrel/Jaw Swivel.
- Battery: 18V Li-Ion.
- Battery Charger: 115V.
- Hydraulic Ram Output: 7,200 lbs. (32kN).
- Weight: 9.8 lbs. with Battery.
- Operating Temperature Range: 15°F to 122°F.
- Approximate Cycle Time: 5 seconds.
- Standard Kit includes: RP 330-B Press Tool, 2 Batteries, Battery Charger and Carrying Case.
- Compatible with all RIDGID Standard Series Pressing Attachments.
- For use with Copper, Stainless Steel and PEX Tubing.
- Approved by UL to UL and CSA Standards.

RP 330-B with Jaw Sets for ProPress (copper and stainless)

Catalog No.	Model No.	Description	Weight lb.	Std. Pack
27913	RP 330-B	Kit without Jaw Sets	21¾	1
27918	RP 330-B	1/2" to 1" Jaw Sets for ProPress (copper & stainless steel)	33¾	1
27923	RP 330-B	1/2" to 2" Jaw Sets for ProPress (copper & stainless steel)	54	1

Accessories

Catalog No.	Model No.	Description	Weight lb.	Std. Pack
32068	RP 330-B	18V Charger	1¼	1
27933	RP 330	RP 330 Carrying Case	10¼	1
31013	-	Battery, 18V 1.1 Ah Li-Ion	1	1
32743	RP 330-B	Battery, 18V 2.2 Ah Li-Ion	1½	1
31018	-	Battery, 18V 3.3 Ah Li-Ion	2	1

(TOOLTIP)

For optimal performance, be sure to charge batteries in temperatures above 50°F and below 104°F.

Corded Press Tool

1/2" to 4" Capacity



Model RP 330-C Corded Press Tool

For the peace of mind a corded tool offers, choose the RP 330-C press tool. With all of the same features, functionality and durability of the battery-powered version, the RP 330-C press tool is the workhorse of the job site. At nearly one-half the weight of the previous CT400 unit, this is our lightest corded press tool.

Specifications:

- Capacity: 1/2" to 4"
- 270° Barrel/Jaw Swivel.
- Hydraulic Ram Output: 7,200 lbs. (32kN).
- Weight: 9 lbs.
- Operating Temperature Range: 15°F to 122°F.
- Approximate Cycle Time: 5 seconds.
- Standard Kit includes: RP 330-C Press Tool and Carrying Case.
- Compatible with all RIDGID® Standard Series Pressing Attachments.
- For use with Copper, Stainless Steel and PEX Tubing.
- Approved by UL to UL and CSA Standards.

RP 330-C with Jaw Sets for ProPress (copper and stainless)

Catalog No.	Model No.	Description	Weight lb.	Std. Pack
27938	RP 330-C	Kit without Jaw Sets	19 ⁵ / ₈	1
27943	RP 330-C	1/2" to 1" Jaw Sets for ProPress (copper & stainless steel)	31 ³ / ₄	1
27948	RP 330-C	1/2" to 2" Jaw Sets for ProPress (copper & stainless steel)	52	1



Standard Series Jaws for ProPress Copper and Stainless See page 10.8



Standard Jaws for Pureflow



Pressing Rings for 2 1/2" to 4" See page 10.8

(TOOLTIP)

The RIDGID No. 227 S Inner-Outer Reamer is constructed of hardened steel and is ideal for fast, clean inner reaming and outer deburring of 1/2"- to 2" copper tubing (see pg. 3.19).



PRESSING

Standard Series Press Jaws

The Standard Series Pressing Jaws were designed in conjunction with the fitting manufacturer, ensuring compatibility. All RIDGID® Standard Series pressing jaws are only compatible with RIDGID Standard Series Pressing Tools (320-E, RP 330-B, RP 330-C & CT400).

Copper



Standard Jaws for ProPress

Standard Series Jaw Sets for ProPress (Copper & Stainless Steel)

Catalog No.	Description	Weight lb.	Std. Pack
76652	1/2" Jaw for ProPress	4	1
76657	3/4" Jaw for ProPress	4 1/4	1
76662	1" Jaw for ProPress	4 1/2	1
76667	1 1/4" Jaw for ProPress	4 3/4	1
76672	1 1/2" Jaw for ProPress	6 1/2	1
76677	2" Jaw for ProPress	10	1

PEX



Standard Jaws for Pureflow

Standard Series Jaw Sets for Pureflow (PEX)

Catalog No.	Description	Weight lb.	Std. Pack
22653	1/2" Jaw for Pureflow	4	1
22658	5/8" Jaw for Pureflow	4 1/4	1
22663	3/4" Jaw for Pureflow	4 1/2	1
22668	1" Jaw for Pureflow	4 1/2	1
22673	1 1/4" Jaw for Pureflow	4 3/4	1
22678	1 1/2" Jaw for Pureflow	6 1/2	1
35343	2" Jaw for Pureflow	10	1

Press Rings



Standard Series XL-C/S Press Rings For Use with ProPress XL-C/S (Copper & Stainless Steel Fittings)

The patented XL-C/S Press Rings and V2 Actuator provide increased flexibility in tight spaces. The ball-tip V2 Actuator swivels nearly 180° with the XL-C/S Press Rings, allowing increased accessibility when making 2 1/2" to 4" connections on ProPress XL-C/S fittings. These rings work with all RIDGID Standard Series Pressing Tools to make connections on 2 1/2" to 4" tube (320-E, RP 330-B, RP 330-C & CT400).



Exclusive 180° Swivel for optimum flexibility.

Selection

Catalog No.	Model No.	Description	Weight lb.	Std. Pack
20483	XL-C/S	2 1/2" to 4" Rings, Actuator and Case Complete	40 1/4	1
20543	XL-C/S	2 1/2" Press Ring	6	1
20548	XL-C/S	3" Press Ring	9 3/4	1
20553	XL-C/S	4" Press Ring	11 3/4	1
21878	V2	Ring Actuator	7 1/4	1
21103	—	XL-C Carrying Case Only	7 3/4	1

(TOOLTIP)

Inspecting and cleaning jaws regularly to remove material build-up near the jaw tips prevents the development of a burr on the fitting and the jaw from sticking to the fitting after pressing.

Press Rings



Standard Series XL Press Rings For Use with ProPress XL (Bronze Fittings)

The patented Standard Series XL Press Rings are spring-loaded so they stay in place once they are put onto the fittings. These rings work with the R2 Actuator on all Standard Series Press Tools used to make connections on 2½" to 4" tube (320-E, RP 330-B, RP 330-C & CT400).

Selection

Catalog No.	Model No.	Description	Weight lb.	Std. Pack
93667	XL	2½" to 4" Rings, Actuator and Case	40	1
93677	XL	2½" XL Pressing Ring	5	1
93682	XL	3" XL Pressing Ring	5¼	1
93687	XL	4" XL Pressing Ring	7¼	1
93692	R2	Ring Actuator (For XL Only)	9	1
16803	-	XL Pressing Ring Carrying Case	9	1

Standard Series Press Rings for ProPress Copper and Stainless Fittings

Standard Series Press Rings for ProPress fittings permit access in tighter spaces and serve as an excellent complement to your RIDGID® jaw sets. The swivel actuator allows a press tool to be placed +/-90 degrees to the tube being pressed.

Features

- V1 and V2 Kits are designed for use with RIDGID Standard Press Tools.
- C1 Compact Kits are designed for RIDGID Compact Press Tools.
- ProPress Rings are available in ½" to 2" capacity.
- Standard Kit includes: Press Rings, Actuator and Carrying Case.

Compatible With:

- ProPress System (copper & stainless steel ½" to 2").

Specifications

- Capacity: ½" to 2".



Kits

Catalog No.	Model No.	Description	Weight lb.	Std. Pack
27423	V1	V1 Kit, ½", ¾", 1", 1¼" Ring	10¾	1
27428	V2	V2 Kit, 1½", 2" Ring	13¾	1
28043	C1	C1 Kit, ½", ¾", 1", 1¼" Ring	8½	1
28048	V1/C1	V1/C1 Combo Kit, ½", ¾", 1", 1¼" Ring	12½	1

Rings

Catalog No.	Model No.	Description	Weight lb.	Std. Pack
27998	V1/C1	½" Press Ring	½	1
28003	V1/C1	¾" Press Ring	¾	1
28008	V1/C1	1" Press Ring	1	1
28013	V1/C1	1¼" Press Ring	1	1
28018	V2	1½" Press Ring	1½	1
28023	V2	2" Press Ring	2	1

Actuators

Catalog No.	Model No.	Description	Weight lb.	Std. Pack
28033	V1	V1 Actuator for ½" to 1¼"	4¾	1
21878	V2	V2 Actuator 1½" to 2"	4¾	1
26163	C1	C1 Actuator for ½" to 1¼"	2½	1

Accessories

Catalog No.	Model No.	Description	Weight lb.	Std. Pack
28028	V1/C1	Carrying Case #1 for ½" to 1¼"	3	1
28038	V2	Carrying Case #2 for 1½" to 2"	3	1

PRESSING

MegaPress™ Jaws & Rings

1/2" to 2" Capacity

NEW



Cleaning fittings.

MegaPress Jaws & Rings join 1/2" to 2" commercially-available Sch. 40 Black Iron Pipe when used with RIDGID® Standard Press Tools (320-E, CT-400, RP 330-B or RP 330-C) and Viega® MegaPress Fittings.

Specifications

- RIDGID press tools, jaws, rings and prep tools are built for the most demanding applications and are backed by the RIDGID Full Lifetime Warranty against material defects and workmanship.
- For use with MegaPress and MegaPress G Fittings.
- Prep Tools work with a standard drill and remove burrs and smooths OD of pipe for fitting installation.
- Press connections can be made on "wet" systems.
- No open flame required.

Kits

Catalog No.	Description	Weight lb.	Std. Pack
37953	1/2" to 2" MegaPress Kit For Standard RIDGID Press Tools	69.54	1
Jaws			
37958	1/2" MegaPress Jaw For Standard RIDGID Press Tools	4.9	1
37963	3/4" MegaPress Jaw For Standard RIDGID Press Tools	5.18	1
37968	1" MegaPress Jaw For Standard RIDGID Press Tools	6.79	1
Rings & Actuator			
37973	1 1/4" MegaPress Ring For Standard RIDGID Press Tools	5.97	1
37978	1 1/2" MegaPress Ring For Standard RIDGID Press Tools	6.45	1
37983	2" MegaPress Ring For Standard RIDGID Press Tools	5.99	1
21878	V2 Press Ring Actuator For Standard RIDGID Tools	6.72	1
Prep Tools			
37993	1/2" to 1" MegaPress End Prep Tool	1.6	1
37988	1 1/4" to 2" MegaPress End Prep Tool	2.33	1
Accessories			
38008	Abrasive Strips (Box of 10) to 1/2"-3/4"	0.03	1
38003	Abrasive Strips (Box of 10) 1" to 2"	0.04	1
37998	Steel Carrying Case	23	1

Manual PEX Crimp Tools

1/2" to 1" Capacity



ASTM F 1807
PEX Crimp Tool



1/2" & 3/4" PEX Combo Tool



ASTM F 1807 PEX Crimp Tools

The RIDGID® ASTM F 1807 PEX Crimp Tools are ideal for making PEX tubing connections in potable water and radiant heating applications with ASTM F 1807 copper crimp rings. The handles are constructed of a durable, glass-filled polycarbonate making the tools over 20% lighter than traditional-style crimp tools, yet rugged enough for the toughest jobs. The E³® (Expert Engineered Ergonomics) handles also provide increased comfort and make crimping effortless.

Specifications

- Available sizes: 1/2", 3/4", 1" and 1/2" & 3/4" combo tool.
- Compact tool length for access to tight spaces.
- Easily adjustable lock screw for tool calibration.
- All tools come standard with a go/no-go gauge.

Selection

Catalog No.	Description	Length in.	Weight lb.	Std. Pack
23448	1/2" PEX Crimp Tool	14 3/4	2 7/8	1
23458	3/4" PEX Crimp Tool	14 3/4	2 7/8	1
23463	1" PEX Crimp Tool	15 1/4	3	1
23468	1/2" & 3/4" PEX Combo Tool	15 1/2	3 1/2	1

Accessories

23473	3/8" to 3/4" ASTM F 1807 gauge	–	1	1
23478	1" ASTM F 1807 gauge	–	1	1
29583	3/8" to 1" Go/No Go gauge	–	1	1

(TOOLTIP) PEX Crimp Tools can be easily re-calibrated by adjusting the lock-screw located on the side of the jaw.

PRESSING

Press Snap™ Soil Pipe Cutter

1½" to 4" Capacity



The Press Snap™ Soil Pipe Cutter expands the capabilities of RIDGID® standard press tools by providing a fast and easy way to cut cast iron soil pipe. Without lengthy lever arms used by traditional soil pipe cutters, improved access is a snap.

The Press Snap cutter works with all RIDGID standard press tools (CT-400, 320-E, RP 330-B and RP 330-C) to cut most 1½" to 4" soil pipe in seconds. Simply connect the Press Snap cutter to a RIDGID press tool, wrap the chain around the pipe, and press. No manual ratcheting or additional tools are required.

Cutting soil pipe has never been so easy!

Specifications

- Compatible with all RIDGID® standard press tools.
- Cuts 1½" to 4" no hub & service weight soil pipe.
- No lengthy lever arms.
- Eliminates the need to score the pipe.
- Completes the cut in seconds.
- Standard Kit: Press Snap cutter, case and operator's manual.

Selection

Catalog No.	Description	Weight lb.	Std. Pack
34403	Press Snap Soil Pipe Cutter Kit	12	1
34678	Press Snap Soil Pipe Cutter Case	3.4	1



DIAGNOSTICS, INSPECTION & LOCATING

Diagnostics, Inspection & Locating

RIDGID® diagnostics offer products that set the standard in ruggedness and durability with the technology needed to finish a job. These products include:

- RIDGID SeeSnake® video inspection systems that are the standard for reliability and maneuverability.
- The NaviTrack® II and the NaviTrack Scout® locators that are the easiest to learn and use. Ideal for locating sondes.
- RIDGID hand-held inspection cameras that diagnose and solve problems in tight spaces.
- RIDGID hand-held diagnostic equipment that provides simple, quick and accurate readings.



Drain & Sewer Video Inspection	Pipe Diameter (in.)	Cable Length (ft.)	Page No.
Mini-SeeSnake	1½ - 6	200	11.6
SeeSnake & SeeSnake Plus	2 - 12	200/325	11.6
SeeSnake Max rM200	1½ - 6	200	11.7
SeeSnake Compact	1½ - 4	100	11.8
SeeSnake microDrain™	1 - 3	30/65	11.9
SeeSnake microReel™	1½ - 4	100	11.10
SeeSnake nanoReel	¾ - 2	85	11.11
Monitors & Recorders	—	—	11.12-11.15

Digital Interfaces	Page No.
Laptop Interface	11.16
SeeSnake HQ™ Digital Inspection Software	11.17
RIDGIDConnect™ Online Business Tool	11.18-11.19

Hand-Held Video Inspection	Cable Length	Camera Diameter (in.)	Page No.
micro CA-25	3 ft.	0.75	11.21
micro CA-100	3-30 ft.	0.7	11.22
micro CA-300	3-30 ft.	0.7	11.23

Hand-Held Diagnostics	Page No.
micro IR-100 Non-Contact Infrared Thermometer	11.24
micro LM-100 Laser Distance Meter	11.24
micro CD-100 Combustible Gas Detector	11.25

Plumbing Locating	No. of Frequencies			Page No.
	Passive	Line Trace	Sonde	
SeekTech® SR-20	5	4	7	11.28
SeekTech SR-60	5	8	7	11.29
Transmitters	—	—	—	11.30-11.31

Plumbing Locating	No. of Frequencies			Page No.
	Passive	Line Trace	Sonde	
NaviTrack® II	1	6	7	11.32
NaviTrack Scout®	1	3	4	11.33
Transmitters	—	—	—	11.34-11.35

DIAGNOSTICS, INSPECTION & LOCATING

RIDGID® tools are profit machines. Each one gives you the easy-to-use features needed to get the job done right and quickly to increase job profitability. You can depend on the high quality they provide for long service life to optimize your investment. You can also depend on RIDGID to offer a wide selection of complementary choices and options to help your business attract new customers and keep old ones to grow your business volume.

From our popular line of SeeSnake® video inspection systems and digital visualization tools, SeekTech® and NaviTrack® utility and plumbing locators, and hand-held diagnostic tools – we offer the tools to help you increase revenues. See it for yourself.



See It Video Inspection Equipment

No matter what you need to see into, around or behind, there is a RIDGID inspection system available. With a wide selection of cameras, push cables, reels and monitors, there is a system that meets your needs. Each one is easy to use and durable – traits that you have come to expect from RIDGID.

See More Starting on Page 11.6

Record & Share It

Digital Recording, Storing and Sharing

Recording and sharing inspection videos to streamline record keeping, communication with customers and collaboration has never been easier. Now you can view, store and share inspection videos on DVD, on a laptop, or on the Internet. More ways that RIDGID helps increase profitability, professionalism and efficiency.

See More Starting on Page 11.12



Manage It

Hardware and Software Digital Tools

A laptop interface for your SeeSnake® inspection system, powerful and full-function inspection software, and RIDGIDConnect™ business optimizing software, are all available to increase productivity and profitability.

See More Starting on Page 11.16

Diagnose It

Hand-Held Measurement Tools

You can depend on RIDGID® diagnostic tools to provide the features and ease-of-use you need to speed a variety of measurement jobs. Each one includes easy-to-read LCD backlit displays that are designed to be easily seen indoors and outdoors.

See More Starting on Page 11.20

Find It

Locating Equipment










A full line of RIDGID locators and transmitters are available to meet your needs for fast and accurate identification of buried electric, cable, water, gas, oil, telecom, drain and sewer utilities. Each one is easy to use, offers the flexibility to meet various needs and is an ideal complement to RIDGID video inspection equipment.

See More Starting on Page 11.26

Selection Overview

SeeSnake® Reel and Camera Selection

For inspecting lines ¾" to 12" in diameter, there is no better choice than a SeeSnake cable reel and camera system. Each one offers ease-of-use, application-matched features and unmatched durability and longevity.




	SeeSnake		Mini-SeeSnake	SeeSnake Max rM200	SeeSnake Compact	SeeSnake microDrain™ D30/D65S	SeeSnake microReel™ L100/L100C	SeeSnake nanoReel N85S
	Standard	Self-Leveling						
								
	14053	13988	14063	42348	32903	37468	35183	40008
Applications	Industrial	Industrial	Industrial	Industrial	Main Drain Lines	Toilets / Sinks / Lines	Lateral Drain Lines	HVAC/Utilities
PAGE NUMBER	11.6	11.6	11.6	11.7	11.8	11.9	11.10	11.11
Line Capacity	2" – 12" 5 – 30 cm	2" – 12" 5 – 30 cm	1½" to 6" 3.8 to 15 cm	1½" to 6" 3.8 to 15 cm	1½" – 4" 3.8 to 15 cm	1" – 3" 3.2 – 7.6 cm	1½" – 4" 3.8 – 10.2 cm	¾" – 2" 1.90 – 5.08 cm
Maximum Run	325' / 99 m	325' / 99 m	200' / 61 m	200' / 61 m	100' / 30.48 m	30' / 9.14 m or 65' / 20 m	100' / 30.48 m	85' / 25.9 m
Sonde Transmitter	512 Hz	512 Hz	512 Hz	512 Hz	512 Hz	Optional 512 Hz	512 Hz	512 Hz
Distance Measurement	Built-In Counter	Built-In Counter	Built-In Counter	Built-In Counter	Built-In Counter	–	Optional	–
MECHANICAL								
Weight (Excl Monitor)	53 lbs. / 19.5 kg	53 lbs. / 19.5 kg	24.5 lbs / 11.1 kg (reel)	34 lbs / 15.4 kg (reel)	13 lbs / 5.9 kg (reel)	8.6 lbs / 3.9 kg or 9.8 lbs. / 4.4 kg	10.3 lbs / 4.7 kg	9.5 lb / 4.1 kg
Reel Frame Diameter	32" / 81 cm	32" / 81 cm	20" / 51 cm	20" / 51 cm	16" / 40 cm	12.75" / 32 cm	12.75" / 32 cm	12.75" / 32 cm
Camera Diameter	1.365" / 35 mm	1.365" / 35 mm	1.18" / 30 mm	1" / 25 mm	1.18" / 30 mm	.87" / 22 mm	.98" / 25 mm	.61" / 15.5 mm
Camera Length	1.68" / 42 mm	1.94" / 48 mm	1.68" / 42 mm	1.25" / 32 mm	1.68" / 42 mm	0.87" / 22 mm	1.48" / 38 mm	.88" / 22.5 mm
Push Cable Diameter	.44" / 11 mm	.44" / 11 mm	.31" / 8 mm	.30" / 7.5 mm	.26" / 6.6 mm	.33" / 8.3 mm	.26" / 6.6 mm	.25" / 6.3 mm
ENVIRONMENTAL								
Operating Temperature	32° to 104° F	32° to 104° F	32° to 104° F	-40° to 130°F	32° to 104° F	32° to 115° F	32° to 115° F	32° to 115° F
Waterproof Depth	330' / 100 m	330' / 100 m	330' / 100 m	225' / 69 m	225' / 69 m	266' / 81 m	266' / 81 m	225' / 69 m
Video Resolution	768(H) x 494(V)	768(H) x 494(V)	768(H) x 494(V)	648(H) x 488(V)	768(H) x 494(V)	628(H) x 586(V)	628(H) x 586(V)	648(H) x 488(V)
Number of Pixels	410K	410K	410K	410K	410K	250K	250K	250K
Lighting	6 LEDs	6 LEDs	6 LEDs	6 LEDs	6 LEDs	3 High Flux LEDs	3 High Flux LEDs	3 High Flux LEDs

Monitoring and Recording Selection

Innovation describes the line of RIDGID® monitors and recorders. The DVD*Pak* monitor, for example, features a sunlight readable display and DVD recording in a very compact package. Or, there's the micro CA-300 camera. It is a full-function monitor and recording tool for SeeSnake microDrain and microReel reels, yet it can be used with a cable-mounted camera to inspect areas as small as ¾".

	SeeSnake MINI <i>Pak</i>	SeeSnake DVD <i>Pak</i> 2	CS1000	CS10	micro CA-300 Camera
					
	32748	33198	32603	39328	37888
PAGE NUMBER	11.12	11.13	11.14	11.15	11.23
Recording Capability	View Only*	Built In DVD	Digital Video / Images	Digital Video / Images	Digital Video / Images
Screen Size	5.7" LCD	5.7" LCD	12.1" LCD	12.1" LCD	3.5" Color TFT
Screen Type	LCD	LCD	LCD	LCD	TFT
Battery	18 V LI	18 V LI	1 or 2 18V LI	1 or 2 18V LI	3.7 V LI
Battery Runtime	5 hrs	2.5 to 3 hrs	3.5 hrs (2 batteries)	4.5 hrs (2 batteries)	4 hrs
Integrated Line Trace	Yes	Yes	Yes	Yes	-
Sonde Control 512Hz	Push Button	Push Button	Push Button	Push Button	Yes
Lighting Controls	10 Level Digital	10 Level Digital	10 Level Digital	10 Level Digital	4 Level Digital
Screen Operating Range	32° F to 104° F	32° F to 104° F	32°F to 104°F	32°F to 104°F	32°F to 113°F
Recorder Operating Range	14° to 158° F	5°F to 95°F	14°F to 158°F	14°F to 158°F	32°F to 113°F
Resolution	320 x 240	320 x 240	640 x 480	640 x 480	320 x 240

* Recording accessory available. See page 11.13.





	SeeSnake® LT1000/ LT1000M Laptop Interface	RIDGIDConnect™ Online Business Tool	SeeSnake Digital Adaptor
			
	35983/36663	37348	34953
PAGE NUMBER	11.16	11.19	11.23
Recording Capability	Digital/DVD	–	Digital Video / Images
File Formats	Multi-Format	All Formats	MJPEG / JPEG
Power Source	18V LI	–	CA-300 camera
Battery Runtime	5 hrs	–	1 hr
Integrated Line Trace	Yes	–	No
Internet Accessibility of Video and Photos	No	Yes	No

Recording, Interfacing, Archiving and Collaboration Selection





Would you like to connect your monitor to a micro CA-300 inspection camera to add complete digital capabilities? Or, transfer recordings to a laptop to burn DVDs, email images and video or store and share these files from one online location 24/7? There's a RIDGID® solution for each of these and more.

Common Video Inspection Configurations – As Easy As 1, 2, 3

STEP 1: PICK YOUR REEL

Standard SeeSnake Lines 2"-12" / 325' Length	SeeSnake Max rM200 Lines 1.5"-6" / 200' Length	microReel Lines 1.5"-4" / 100' Length	microDrain Lines 1"-3" / 65' Length
14053 Color 200' 13988 Color Self-Leveling 200' 13998 Color Self-Leveling 325'	42348 Color 200'	35183 Sonde, Counter, SeeSnake Version 35188 Sonde, Counter, micro CA-300 Handheld Version	37468 Sonde, SeeSnake Monitor Version 37473 Sonde, micro CA-300 Handheld Version
			

STEP 2: PICK YOUR MONITOR

SeeSnake MINIPak 5.7" LCD w/Video Out 18V Battery Power	SeeSnake DVDPak2 5.7" LCD. DVD w/Video Out 18V Battery Power	micro CA-300 Handheld Digital Recording & Monitoring (microDrain, microReel & nanoReel)	CS1000 12.1" LCD, Digital Video/Images	CS10 12.1" LCD, Digital Video/Images
32748 MINIPak with Battery & Charger	33198 DVDPak2 with Battery & Charger	37888 micro CA-300 with Battery & Charger	32608 CS1000 with Battery & Charger	31338 CS10 with Battery & Charger
				

STEP 3: PICK YOUR RECORDING ACCESSORY

LT1000 Laptop Interface Use Your Laptop to Monitor, Record & Report
35983 LT1000 or 36663 LT1000M with Battery & Charger


(TOOLTIP)

RIDGID® Drain Cleaning Equipment – No matter what you need in a drain cleaning machine, there is a RIDGID product just right for you. From sink machines to drum, sectional, rodder and water jet machines, you can depend on RIDGID to have the right tool and accessories to meet your exact needs. Visit www.RIDGID.com for more information.

RIDGID® SeeSnake® Video Inspection Systems

1½" to 6" Lines up to 200'
2" to 12" Lines up to 325'



RIDGID SeeSnake video inspection systems offer unmatched reliability and performance in a ruggedized package. Each system offers:

- 100% hardened stainless steel camera head spring assembly for optimum durability.
- Rugged, high-intensity lights for exceptional viewing and long life.
- Flexible transmitters make locating easy and are compatible with RIDGID locators.
- Can be used with any SeeSnake monitor or recorder.

Three Choices to Meet Your Needs

Mini-SeeSnake

- 1½" to 6" Lines up to 200'.
- Ideal for where portability and maneuverability are crucial: multi-story buildings, rooftops, confined areas, etc.

SeeSnake

- 2" to 12" Lines up to 325'.
- Wide pipe diameter capacity range makes this system ideal for a wide range of inspection needs.

SeeSnake Plus Self-Leveling Camera

- Same features and specifications as the SeeSnake Plus.
- Includes an always upright, self-leveling camera design.

Ordering Information

Catalog No.		Description	Weight	
115V	230V		lb.	kg
14053	14103	SeeSnake 200' Color Reel	42	19
14058	14108	SeeSnake 325' Color Reel	53	24
13988	13993	SeeSnake Plus 200' Self-Leveling Color Reel	42	19
13998	14003	SeeSnake Plus 325' Self-Leveling Color Reel	53	24
14063	14113	SeeSnake Mini 200' Color Reel	24.5	11.1

SeeSnake Plus and Mini SeeSnake Reel Accessories

Description	Self-Level & Standard SeeSnake Accessories	Mini-SeeSnake Plus Accessories
18" System Cable with Dubbing Block	12248	12248
Color Self-Leveling Camera Head – NTSC (115V)	14028	–
Color Self-Leveling Camera Head – PAL (230V)	14033	–
Color Camera Head – NTSC (115V)	14078	14083
Color Camera Head – PAL (230V)	14128	14133
SeeSnake Flexible In-Line Transmitter	15323	15828
Color Spanner Wrench	17563	17558
Extended Handle for Standard SS Reel	64492	–
SeeSnake 3" Centering Star Guides, Pkg of 20	64497	67312
SeeSnake 6" Centering Star Guides, Pkg of 10	64502	–
200' SeeSnake Push Cable Assembly	64607	67327
325' Standard SeeSnake Push Cable Assembly	64612	–
SeeSnake Interconnect Cord – 33/10'	64627	67307
SeeSnake Guide Hoop, Pkg of 4	93387	–
SeeSnake 3" Roller Dolly	97832	–
SeeSnake Ball Guides Pkg of 10	97852	–
Color Mini Ball Guides, Pkg of 6	–	97462
Mini Guide Hoop, Pkg of 4	–	93392
Count Plus Cable Counter	31753	31753

SeeSnake® Max rM200 Video Inspection System

1½" to 6" Capacity up to 200'

NEW



The Max rM200 Camera System combines portability and versatility to make your drain inspections easy and efficient. The Max rM200 features a newly designed push cable for greater abrasion resistance and more efficient pushability.

- Next Generation Push Cable and Improved Reel Mechanics make inspections easier than ever allowing you to push further with less effort.
- Ultra Compact Camera Head allows easier passage through tight turns while still illuminating pipes up to 6".
- Transport Enhancements let you carry your reel or use the optional wheel system for greater job site portability.
- Docking System allows you to attach monitors for easy transport and connected viewing.

Specifications

- Cable Length..... 200' (60 m)
- Camera Diameter 1" (25 mm)
- Camera Length 1.25" (32 mm)
- Line Capacity 1.5" - 6" (38 mm to 150 mm)
- Length..... 20.8" (53 cm)
- Width..... 13.8" (35 cm)
- Height..... 24" (61 cm)
- Weight..... 34 lbs. (15,4 kg)
- Resolution..... NTSC: 648 x 488 / PAL: 768 x 576



Ordering Information

Catalog No.	Description	Weight	
		lb.	kg
42348	SeeSnake MAX rM200 Complete (Includes Transporter Kit)	34	15,4
42338*	SeeSnake MAX rM200 Base System	28	12,7
42358*	rM200 Transporter Kit	6	2,7

*Special order item.



SeeSnake® Compact Video Inspection System

1½" to 4" Lines up to 100'



The SeeSnake Compact system offers fast setup for quick inspections. Its ultra portability makes this system an excellent complement to your SeeSnake Plus.

Standard Equipment

Power Source:

- Battery port for use with optional 18V battery.
- AC/DC operation.

MINIPak Monitor System:

- High-resolution monitor.
- Push button controls for sonde, power, lights, flipscreen and zeroing the counter.
- Splash-resistant case with built-in sunshade.
- Video In/Out jack.

Camera System:

- Scratch-resistant, debris-shedding, flush-mounted sapphire lens.
- Integrated transmitter.
- Durable stainless steel camera head assembly and tapered spring assembly.

Reel:


- 100' of push cable.
- Debris-capturing, rotating drum with mercury-free slip ring.
- Counter to display distance on monitor in feet and inches.



Ball Guide



Spanner Wrench



Star Guide

Ordering Information

Catalog No.		Description	Weight	
115V	230V		lb.	kg
32903	–	Color Compact System w/ Battery & Charger	20.9	9.5
32913	32753	Color Compact System	16.9	7.7
32658	32683	Compact Reel Only	13	5.9

SeeSnake Compact Accessories

Catalog No.	Description
14083	Color Camera Head - NTSC (115V)
14133	Color Camera Head - PAL (230V)
15828	SeeSnake Flexible In-Line Transmitter
20193	100' Color Compact Push Cable
12248	18" System Cable with Dubbing Block
67307	SeeSnake Systems Cable - 10'
67312	Mini Center Star Guides, Pkg of 20
97462	Color Mini Ball Guides, Pkg of 6
93392	Mini Guide Hoop, Pkg of 4
17558	Color Spanner Wrench
24703	Kickstand for SeeSnake Compact

Batteries and Chargers

Catalog No.		Description
115V	230V	
32743	32743	18V 2.2Ah LI Battery
32068	27963	18V LI Battery Charger
32708	–	1 Battery and Charger Kit
32648	–	2 Battery and Charger Kit

SeeSnake® microDrain™ Video Inspection System

1" to 3" Lines up to 65'



SeeSnake microDrain video inspection system provides small size and maneuverability for small diameter and tight-turn radius inspections.

- Lightweight and compact design is one-half the size of popular inspection systems, easily stowed in a truck and carried onto the jobsite.
- Multi-monitor compatibility with existing SeeSnake monitors, or the micro CA-300 digital inspection camera.
- Durable and reliable construction with hardened stainless steel camera head spring assembly for a long service life as well as long-lasting high-intensity lights for exceptional viewing.

SeeSnake microDrain D30 & D65S System

Features

Ideal for inspections with tight turns such as toilet traps and P-traps.

Specifications

Camera Head.....	0.86" (22 mm).
Cable Length	30' (10 m), 65' (20 m).
Cable Diameter	0.33" (8,3 mm).
Line Capacity.....	1" to 3" (25 to 76 mm).
Weight.....	8.9 lbs. (4 kg), 7 lbs. (3,2 kg).
Length.....	13.25" (33,7 cm).
Width.....	6.6" (16,8 cm).
Height.....	14.2" (36,1 cm).
Resolution	510 x 496 NTSC.
Ball Guide.....	2 Included.
Sonde	Optional – 512 Hz.
Counter.....	NA.

Ordering Information

Catalog No.	Description	Weight	
		lb.	kg
30' microDrain			
32663	microDrain D30 Reel (SeeSnake)	7.3	3,31
33103	microDrain D30 Reel (micro CA-300)	7.3	3,31
40778	microDrain D30/micro CA-300 System	8.6	3,91
65' microDrain w/Sonde			
37468	microDrain D65S Reel (SeeSnake)	9.8	4,4
37473	microDrain D65S Reel (micro CA-300)	9.8	4,4
40788	microDrain D65S/micro CA-300 System	11.1	5
Accessories			
33108	microDrain Interconnect (SeeSnake)	0.65	0,31
33113	microDrain Interconnect (micro CA-300)	0.65	0,31
35113	microDrain D30 Drum Only	0.65	0,31
37483	microDrain D65S Drum Only	5.3	2,4

SeeSnake® microReel™ Video Inspection System

1½" to 4" Lines up to 100'



SeeSnake microDrain with micro CA-300 used as a monitor and recording device. See page 11.23.

SeeSnake microReel video inspection system provides small size and maneuverability for small diameter and tight-turn radius inspections.

- Lightweight and compact design is one-half the size of popular inspection systems, easily stowed in a truck and carried onto the jobsite.
- Multi-monitor compatibility with existing SeeSnake monitors, or the micro CA-300 digital inspection camera.
- Durable and reliable construction with hardened stainless steel camera head spring assembly for a long service life as well as long-lasting high-intensity lights for exceptional viewing.

SeeSnake microReel L100 & L100C System

Features

Stiffer push cable than microDrain™ to enable line inspections up to 100'.

Specifications

Camera Head.....0.98" (25 mm).
 Cable Length100' (30 m).
 Cable Diameter0.27" (6,7 mm).
 Line Capacity.....1.5" to 4" (38 to 100 mm).
 Weight.....10.3 lbs. (4,7 kg).
 Length.....13.25" (33,7 cm).
 Width.....6.6" (16,8 cm).
 Height.....14.2" (36,1 cm).
 Resolution510 x 496 NTSC.
 Ball Guide.....2 Included.
 Sonde512 Hz.
 Counter.....Optional.

Ordering Information

Catalog No.	Description	Weight	
		lb.	kg
100' microReel L100 w/Sonde			
35133	microReel L100 (SeeSnake)	10.3	4,7
35143	microReel L100 (micro CA-300)	10.3	4,7
40798	microReel L100/micro CA-300 System	11.6	5,3
100' microReel L100C w/Sonde and Counter			
35183	microReel L100C (SeeSnake)	10.3	4,7
35188	microReel L100C (micro CA-300)*	10.3	4,7
40808	microReel L100C/micro CA-300 System*	11.6	5,3
Accessories			
33108	microReel Interconnect (SeeSnake)	0.65	0,31
33113	microReel Interconnect (micro CA-300)	0.65	0,31
34623	microReel L100 Drum Only	5.5	2,5
35243	microReel L100C Drum Only	5.5	2,5

*L100C with micro CA-300 may not have sufficient lighting for 4" cast iron and ABS.

SeeSnake® nanoReel Industrial Inspection Camera System

3/4" to 2" Capacity up to 85'

NEW



The SeeSnake nanoReel opens up new possibilities in long run small diameter inspection needs. Applications where only bore scopes could reach can now be inspected using the nanoReel. Boiler tubes, supply lines, sprinkler systems, and a wide array of specialty applications can all be inspected using the new nanoReel.

- Small diameter and tight turn radius camera allows lines up to 85' to be inspected with tight turns in 1" lines.
- Lightweight and compact unit allows for easy transport and efficient storage.
- Interchangeable drums let you change out the inner drum depending on the application. Choose from:
 - L100/L100C – 1½" to 4" lines with a stiffer push cable allowing you to inspect lines up to 100'.
 - D30 and D65S – Small diameter with tight turns, 1½" to 3" P-Traps, toilet traps, pool lines up to 65'.
 - N85S – Ultra small diameter lines ¾" to 2" with tight turns for specialized applications.

Specifications

Camera Head.....0.62 (15,5 mm).
 Cable Length85' (25 m).
 Cable Diameter0.25 (6,3 mm).
 Line Capacity.....¾ to 2" (19 to 50 mm).
 Weight.....9.15 lbs. (4,15 kg).
 Length.....13.25" (33,7 cm).
 Width.....6.6" (16,8 cm).
 Height.....14.2" (36 cm).
 Resolution648 x 488 NTSC.
 Ball Guide.....2 Included.
 Sonde512 Hz.
 Counter.....NA.

Ordering Information

Catalog No.	Description	Weight	
		lb.	kg
40008	nanoReel N85S (SeeSnake)	9.5	4,1
39998	nanoReel N85S (micro CA-300)	9.5	4,1
40818	nanoReel N85S / micro CA-300 System	10.8	4,7

MINIPak Monitor



Features

- Lithium-Ion Battery Power – Enables 5-hours continuous operation before recharging.
- Push Button Interface – Provides easy operation of LED lights, transmitter, screen settings and system on/off functions.
- Integrated Line Tracing – Allows tracing the reel push cable with a RIDGID® locator (requires a RIDGID transmitter).

Specifications

Display..... 5.7" Color LCD.
 Resolution 320 x 240.
 Power Source... RIDGID 18V Li-Ion Battery or AC Plug.
 Length..... 14" (35,6 cm).
 Width..... 7.6" (19,3cm).
 Height..... 10" (25,4cm).
 Output..... Composite Video Out.
 Lighting..... 10 Level Adjustable LED Control.
 Recording Optional recording accessories available.

Catalog No.		Description	Weight	
115V	230V		lb.	kg
32668	32688	MINIPak Monitor Only	3.9	1,8
32748	–	MINIPak Monitor w/Battery and Charger	7.9	3,6

DVDPak2 Monitor with Video & Audio Recorder



Features

- Lithium-Ion Battery Power – Enables 2½ to 3 hours continuous operation before recharging.
- Exceptional DVD Recording Reliability – Takes the guesswork out of choosing what DVD to use and how to format it.

Specifications

Display..... 5.7" Color LCD.
 Resolution 320 x 240.
 Power Source ... RIDGID® 18V Li-Ion Battery or AC Plug.
 Length..... 15.05" (40,25 cm).
 Width..... 9.1" (23,11 cm).
 Height..... 5.52" (14,02 cm).
 Output..... Audio/Video (no playback output).
 Lighting..... 10 Level Adjustable LED Control.
 Recording DVD.
 DVD FormatsDVD-R, DVD+R, DVD-RW, DVD+RW, DVD+R DL.

Catalog No.		Description	Weight	
115V	230V		lb.	kg
32673	34303	DVDPak2 Monitor Only (LCD)	8	3,63
33198	-	DVDPak2 Monitor w/Battery and Charger (LCD)	12	5,43

CS1000 Digital Recording Monitor

NEW



The CS1000 camera control unit is a purpose-built monitor that allows you to digitally record and report on your inspections in the field. With the CS1000, you have the flexibility you need to take full advantage of digital recording technology.

Features

Report Writer gives you the ability to generate and deliver a full report on-site with integrated inspection footage and descriptions.

12.1" Daylight Readable Display allows you to easily monitor inspections in bright outdoor environments.

Three Modes of Recording let you take digital stills, full frame video and a compressed video format called Auto-log (for smaller video files).

Integrated Keyboard for taking notes and storing information about the inspection and customer.

Includes SeeSnake® HQ Software and Integration with RIDGIDConnect™ allow you to deliver your reports in a wide variety of ways from online video to DVD.

- Report on and deliver inspection results with this powerful software package.
- Simply import your inspections from your CS1000 into SeeSnake HQ via USB thumb drive.
- Edit video and images.
- Burn digital images to DVD.
- Develop detailed job reports.
- Publish, edit and share your reports via RIDGIDConnect.

Specifications

Weight..... 14.75 lb. (6,7 kg).
 Length 14.3" (36,3 cm).
 Width..... 11.9" (30,2 cm).
 Height 12.4" (31,5cm).
 Display 12.1" Daylight Readable LCD.
 Resolution 640 x 480.
 Power Source 1 or 2 RIDGID® 18V Batteries or AC Plug.
 Audio Integrated Microphone and Speakers.
 Video AVI 20FPS - 720 x 480 NTSC.
 Image..... JPG - 720 x 480.
 Transfer USB Thumb Drive.

Ordering Information

Catalog No.	Description	Weight	
		lb.	kg
32603	CS1000 Digital Recording Monitor	14.75	6,7
32608	CS1000 Monitor w/2 Batteries and Charger	20.75	9,4

CS10 Digital Recording Monitor

NEW



The CS10 Monitor combines RIDGID® durability with the easiest to use digital recording monitor in the industry. One touch recording allows you to record snapshots and video directly to a USB thumb drive then hand it directly to your customer.

- **USB Thumb Drive** recording lets you record digitally into a format that your customer can read on their computer.
- **12.1" Daylight Readable Display** allows you to easily monitor and record inspections in bright outdoor environments.
- **Multi Mode Recording** lets you take snapshots, record full frame video, and record in a lean video format called Auto-log (small files).
- **Software Integrations** with SeeSnake® HQ and RIDGIDConnect™ allow you to deliver your inspections in a wide array of formats from online to DVD.

Specifications

Weight.....12.0 lbs. without batteries
 Length.....14.3" (36,3 cm).
 Width.....11.9" (30,2 cm).
 Height.....12.4" (31,5 cm).
 Display.....12.1" Daylight Readable LCD.
 Resolution640 x 480.
 Power Source1 or 2 RIDGID 18V Batteries or AC Plug.
 AudioIntegrated Microphone and Speaker.
 VideoAVI 20FPS - 720 x 480 NTSC.
 Image.....JPG - 720 x 480.
 TransferUSB Thumb Drive.

Ordering Information

Catalog No.	Description	Weight	
		lb.	kg
39328	CS10 Digital Recording Monitor	12.0	5,4
39338	CS10 Monitor w/2 Batteries and Charger	15.8	7,17

SeeSnake® Digital Laptop Interface

SeeSnake LT1000
Laptop Interface



LT1000



LT1000M

Features

The SeeSnake LT1000 Laptop Interface allows you to leverage the power and flexibility of a laptop computer with your SeeSnake Mini or Standard drain inspection cameras and reels. It lets you use a laptop computer as a camera control unit to add powerful monitoring, recording, storage and communications capabilities.

Ultimate Flexibility in recording, monitoring, and reporting. Unlock the power of your laptop to monitor, record, and communicate.

Clean Keys Control Pad allows you to keep gloved hands off the laptop keyboard while controlling camera operation and recording during an inspection.

Battery Powered Freedom lets you perform inspections regardless of availability of AC power.

Laptop Stabilization System allows you to secure and stabilize your laptop and reel to protect it in the field (full LT1000 only).

Specifications

Power18V LI Battery or AC Plug.

Outputs.....USB Video Stream, RCA Video and Audio.

Controls.....Sonde, Lights, Recording, Image Rotation, etc.

LT1000

The full LT1000 System mounts directly onto your SeeSnake Mini or Standard reel giving you a stacked and stable platform with a single cord interface.

CompatibilityAll SeeSnake Mini and Standard Reels.

IncludesSeeSnake HQ™ Monitoring/Recording Software, Reel Mounting Kit, 6' USB Cable, 4 Reel Outriggers (for stability), AC Power Cable.

LT1000M

The LT1000M is a detached interface that allows you to interface with any SeeSnake reel.

CompatibilityAll SeeSnake Reels.

IncludesSeeSnake HQ Monitoring/Recording Software, 3' USB Cable, Micro Frame, AC Power Cable.

Ordering Information

Catalog No.	Description	Weight	
		lb.	kg
35973	LT1000 Laptop Interface System	6	2,7
35983	LT1000 w/Battery and Charger	7.35	3,3
36653	LT1000M Laptop Interface System	4.7	2,1
36663	LT1000M w/Battery and Charger	6.05	2,7



SeeSnake HQ™ Digital Inspection Software



SeeSnake HQ is powerful installed software for monitoring, recording and managing digital inspection data in the field. Record and document your findings, burn DVDs and export to a USB thumb drive. For the ultimate in digital flexibility, upload directly to RIDGIDConnect.com™ for easy communication and secure storage.

Monitor and Record

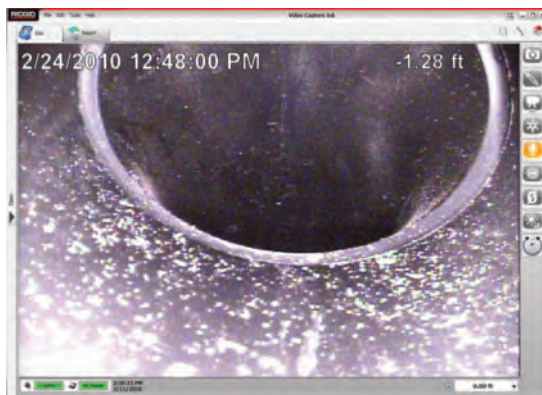
- Use your laptop as a large screen monitoring display.
- Record videos and image directly to your hard drive.
- Record your observations and control your inspection camera using the power of a laptop.

Report

- Document your observations and create a report of your findings.
- Store details about the job including contact information, observations, recommendations and notes.
- Customize the appearance of your reports to fit your company.

Delivery

- Upload your complete reports directly to your RIDGIDConnect.com account with one mouse click.
- Burn DVDs for your customers or hand them a USB thumb drive.



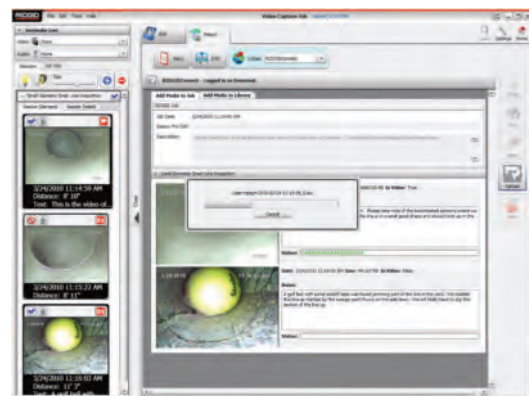
Monitor and record your inspections.



Enhance and edit captured footage.



Generate detailed reports in the field.



Upload your reports directly to RIDGIDConnect.

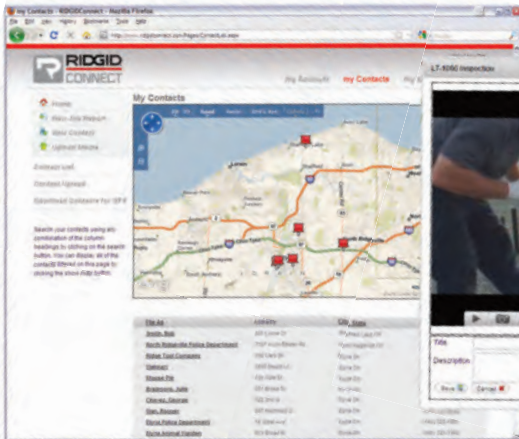
DIAGNOSTICS, INSPECTION & LOCATING

RIDGIDConnect™ Online Business Tool



Access To Your Business Information 24/7

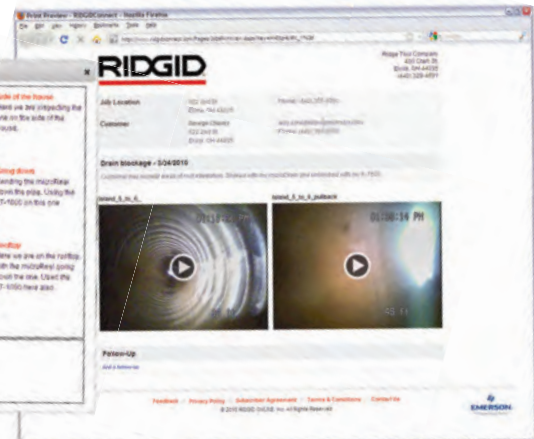
With RIDGIDConnect you can have secure access to your data from any web browser. You can also work with your information in the field and create new reports via your mobile smartphone. Look up job reports, upload media from the phone or recall insights about a customer. RIDGIDConnect puts your business records at your fingertips.



Organize and find contacts.



Add comments to your videos.



Share information securely.

RIDGIDConnect is an online business tool designed for contractors and service providers that will reduce reporting costs and help share, store and simplify the way you work with digital information.

RIDGIDConnect Allows You To:

- Create job reports for one or many to see.
- Associate any type of digital file or media.
- Tag your media for reference and quick look up.
- Edit video, extract frames as images and add image mark-ups to tell the story.
- Add bookmarks to videos to direct viewers to areas of interest.
- Control access to your information by expiration date or total number of views.
- Manage your customer list and associate geotags with provided addresses.
- Import address lists from any standard program.
- Populate your GPS with your customer list.
- Keep company-only notes about jobs and customers to help recall and service capability.
- Schedule jobs, set reminders and dispatch work within your company.
- Enable your customers to upload media to a report so you understand the issue before arriving on site.
- Seamlessly integrate job reports from SeeSnake HQ™ to your RIDGIDConnect account.

- Have daily backups and 24/7 access via web browser to all your information.

The RIDGIDConnect site is full of application ideas as well as screen casts and videos to help you quickly get started. Register for a free 30-day trial, sign up for a monthly subscription, or ask your local RIDGID® distributor for the annual subscription below.

Ordering Information

Catalog No.	Description
37348	RIDGIDConnect Annual Basic Subscription
See www.RIDGIDConnect.com For Monthly Subscription Plans.	



Get Started Free Today!

RIDGIDConnect Express gets you up and running fast. Simple and FREE!



	Express FREE	Basic \$49.99 per month	Plus \$79.99 per month	Premier \$129.99 per month	Enterprise Call for consultation
# of Sites/ Offices	1	1	2	3	More than 3
# of Users	1	5	15	25	More than 25
Storage Space	.05GB	10.0 GB	30.0 GB	50.0 GB	
Number of Reports	2	Unlimited	Unlimited	Unlimited	
Contact Mgmt.	-	✓	✓	✓	✓
Dispatch	-	✓	✓	✓	✓
Mapping	-	✓	✓	✓	✓
Job Code Sharing	✓	✓	✓	✓	✓
Job Sharing	-	✓	✓	✓	✓
Job Expirations	-	✓	✓	✓	✓
HQ Integration	✓	✓	✓	✓	✓
Link on Your Site	✓	✓	✓	✓	✓
Mobile Application	-	✓	✓	✓	✓
Mobile Site Access	✓	✓	✓	✓	✓
File Types Supported	Images/Private Video	All	All	All	All
Desktop Uploader	✓	✓	✓	✓	✓

Hand-Held Inspection Cameras



Your world is filled with spaces and components that are just out of reach or eyesight. In many cases it takes more time to locate problems than it does to actually fix them. The RIDGID® line of handheld visual inspection cameras eliminates the guesswork and reduces the amount of time required to detect and diagnose the unreachable. Whether it's a cracked heat exchanger, a blown hydraulic line, a tricky installation, or a quality assurance parts inspection, RIDGID offers a visual inspection camera to suit your needs.

All RIDGID handheld inspection cameras come equipped with a camera and light source attached to the end of a flexible 3' cable. This cable can be bent and twisted into the most inaccessible areas. The camera sends live images back to a high visibility digital LCD display allowing for detailed visual inspections in hard-to-reach spaces.

Comparison Chart	micro CA-25	micro CA-100	micro CA-300
Screen Size	2.4"	3.5"	3.5"
Camera Diameter	0.7" (17 mm)	0.7" (17 mm) & 6 mm	0.7" (17 mm) & 6 mm
Lighting	4 LEDs	4 LEDs	4 LEDs
Cable Length	Fixed 3'	3' (up to 30')	3' (up to 30')
Waterproof	Cable & Camera	Cable & Camera	Cable & Camera
Power Source	4AA	4AA	3.7 V Lithium Ion
Charger	No	No	Yes
SD Card Port	No	No	Yes
USB Port	No	No	Yes
RCA Output	Yes	Yes	Yes
Pan & Zoom	No	No	2.0x Zoom
Case	Hard Shell Plastic	Hard Shell Plastic	Hard Shell Plastic
Hook, Magnet & Mirror	Yes	Yes	Yes

micro CA-25 Digital Inspection Camera



The RIDGID® micro CA-25 is the newest handheld inspection camera designed for visual detection, diagnosis, and confirmation in hard-to-reach areas. The rugged 17 mm aluminum camera head combined with a one-handed pistol grip design makes this tool ideal for the most demanding environments. A crisp 2.4" color LCD screen with 180° digital rotation allows for easy viewing, aided by 4 adjustable LEDs in the camera head. Included with the camera in a plastic blow molded case are a hook, magnet, mirror and RCA cable.

Specifications

- Display 2.4" Color LCD (480 x 234 Resolution).
- Camera Head ¾" (17 mm) Aluminum Construction.
- Lighting 4 Adjustable LEDs.
- Cable Reach 3' Cable (Not Extendable).
- Video Output 3' RCA Cable (Included).
- Waterproof Camera & Cable to 10'.
- Power Source 4 AA Batteries.
- Attachments Mirror, Hook & Magnet.

Catalog No.	Description	Weight	
		lb.	kg
40043	micro CA-25 Inspection Camera	4.7	2,1
37123	Replacement Hook, Magnet, Mirror	0.1	0,05



micro CA-100 Inspection Camera

NEW



The new RIGID® micro CA-100 Inspection Camera, the next evolution of the SeeSnake® micro Inspection Camera, allows you to perform more detailed visual inspections in even harder-to-reach areas. Its comfortable pistol-grip design, one-hand controls, and large screen make it easy to see into the tightest spots. The micro CA-100 comes standard with a rugged 3/4", (17 mm) anodized aluminum camera head with four super bright LEDs to see into the darkest areas. Easily rotate the active image counter-clockwise to see in any situation. With an available 6 mm camera accessory, the micro CA-100 Inspection Camera allows you to service and identify problems in more places. The RIGID micro CA-100 Inspection Camera provides solutions whenever and wherever you need them.

Specifications

- Display 3.5" Color LCD (320 x 240 resolution).
- Camera Head 3/4" (17 mm) Aluminum Construction.
- Lighting 4 Adjustable LEDs.
- Cable Reach 3' (expandable to 30' w/optional extensions).
- Video Output 3' RCA Cable (included).
- Waterproof Camera & Cable to 10' (when properly assembled).
- Power Source 4 AA Batteries.
- Attachments Mirror, Hook & Magnet.

Catalog No.	Description	Weight	
		lb.	kg
36738	micro CA-100 Inspection Camera	5.5	2,5
37103	17 mm Replacement Imager	0.7	0,3
37108	Universal 3' Cable Extension	.75	0,3
37113	Universal 6' Cable Extension	1.5	0,68



*Optional
0.26" / 6 mm diameter imager head*

0.26" / 6 mm Diameter Imager Head Accessory

- Over 50% smaller than the standard camera head.
- Enables detailed inspections in very confined spaces.
- Bright LED lighting provides clear images.
- Sleek aluminum construction withstands demanding applications.
- Compatible with CA-100, CA-300 and universal extensions.

Catalog No.	Description	Weight	
		lb.	kg
37098	1 m Length x 6 mm Diameter Replacement Imager	0.3	0,1
37093	4 m Length x 6 mm Diameter Replacement Imager	0.9	0,4

micro CA-300 Inspection Camera

NEW




Documentation made easy with the new RIGID® micro CA-300 Inspection Camera, the next evolution of the microEXPLORER® Inspection Camera. Easily record still images and videos of problems in hard-to-reach areas and then share the findings with the RIDGIDConnect™ solution. Comfortable pistol-grip design, large screen and rugged anodized aluminum camera head with four bright LEDs make it easy to detect and diagnose the unreachable. Get the perfect view with enhanced features like image rotation and digital zoom.

Specifications

- Display 3.5" Color TFT (320 x 240 Resolution).
- Camera Head ¾" (17 mm) Aluminum Construction.
- Lighting 4 Adjustable LEDs.
- Cable Reach 3' (0,9 m) (Expandable to 30' with optional extension, also compatible with microDrain, microReel and nanoReel).
- Images JPG - 640 x 480 Resolution.
- Video MP4 - 320 x 240 Resolution.
- External Memory SD Card up to 32 GB (4GB SD card included).
- Power Source Rechargeable 3.7V Li-Ion Battery.
- Attachments Mirror, Hook & Magnet.

Included: micro CA-300 with 17 mm imager, battery, charger, USB cable, hook, magnet and mirror accessories, RCA cable, AC adapter, headset with microphone, 4GB SD card, 1 year RIDGIDConnect Basic Subscription.



Catalog No.	Description	Weight	
		lb.	kg
37888	micro CA-300 Inspection Camera	5.5	2,5
37103	17 mm Replacement Imager	0.7	0,3
37108	3' Cable Universal Extension	0.7	0,3
37113	6' Cable Universal Extension	1.4	0,86
37083	3.7V Li-Ion Battery	0.24	0,11
37088	3.7 V Charger	.35	0,15
30208	Car Charger Adapter	.26	0,12



SeeSnake® Digital Adaptor

With the micro CA-300 Inspection Camera and the SeeSnake digital adaptor, you'll immediately add digital image and video recording capabilities and a secondary playback screen to your existing drain inspection monitor.

Features

- Digital recording made easy. Simply connect the SeeSnake digital adaptor into a micro CA-300 Inspection Camera and a SeeSnake monitor and start recording.
- Broad compatibility. Use the adaptor with any SeeSnake monitor with a video-out jack.
- With just a push of the button on the micro CA-300 Inspection Camera you can take digital still images and video.

Specifications

- Video¹AVI (320 x 240).
- Images¹JPEG (1280 x 1024).
- Audio²Yes.
- ConnectionMale RCA.
- Length6' (2 m).

1 Requires a micro CA-300 camera.
2 Requires Audio Memo Accessory for micro CA-300 camera.

Catalog No.	Description	Weight	
		lb.	kg
34953	SeeSnake Digital Adaptor for micro CA-300 Inspection Camera	0.6	0,27

micro IR-100 Non-Contact Infrared Thermometer



The RIDGID® micro IR-100 Non-Contact Infrared Thermometer provides simple, quick and accurate surface temperature readings at the push of a button. You simply squeeze the trigger and point the ultra-sharp dual Class II lasers at the surface being measured. The micro IR-100 provides an immediate temperature measurement on a clear, easy-to-read backlit LCD display. In addition to numerous other uses, this rugged and compact instrument enables professional tradesmen to diagnose heating and ventilation problems, perform preventative monitoring of electrical motors and systems, troubleshoot steam traps and quickly check fuses or circuit breakers for overheating – all without contact.

- Ultra Sharp Dual Class II Lasers easily illuminate the surface area being measured.
- Ergonomic Pistol Style Grip with rugged over molding allows you to keep a solid grip in the harshest of industrial environments.
- 20:1 Distance To Spot Ratio allows you to take more accurate measurements from long distances.
- Visual and audible alarms quickly alert you to temperatures outside of the ranges that you set.
- Bright Backlit Display, which can be toggled on in poorly lit areas.
- Tripod Mount Capable for repeatable, precise temperature measurements.

Specifications

- Temperature Range-59° to 1472°F / -50° to 800°C.
- Measurement Accuracy-58°F ~68°F / -50°C ~20°C ±4.5°F / 2.5°C; 68°F ~1472°F / 20°C ~800°C ±1.0% or ±1.8°F / 1.0°C.
- Response Time<150ms.
- Temperature DisplayCurrent temperature, max temperature.
- Measurement Units.....Fahrenheit, Celsius.
- Power SourceBattery (1 x 9V).

Catalog No.	Model No.	Description	Weight	
			lb.	kg
36153	micro IR-100	Non-Contact Infrared Thermometer	0.5	0.2

micro LM-100 Laser Distance Meter



The RIDGID micro LM-100 Laser Distance Meter provides simple, quick and accurate distance readings at the push of a button. Simply push the measurement button to turn on the ultra-sharp Class II lasers, point the device at the spot to be measured, and push the measurement button. The distance reading will appear on the easy-to-read LCD display. This rugged, compact, portable instrument enables professional tradesmen to quickly determine run distances for bidding, distance of piping run, trouble spots down the line, and spacing for code compliance.

- Ultra Sharp Class II Lasers clearly highlight the point being measured.
- Exceptional distance range allows accurate measurements up to 164 feet (50 m).
- Adjustable units enable you to quickly read in feet, inches or meters on the fly.
- Bright backlit display for use in poorly lit areas.
- Quick and accurate calculations on the spot.
- Displays up to the last three measurements, stores the last 20 measurements.
- Rugged over molding allows you to keep a solid grip in the harshest of industrial environments.

Specifications

- Measurement Accuracy±1/16 inch, / 1,5 mm.
- Range.....164' / 50 m.
- Measurement Units.....Inches, feet, meters.
- Measurement CalculationsArea, Volume, and Indirect measurement calculations.
- Power Source.....Batteries (2 x AAA).
- IP Rating.....IP 54.

Catalog No.	Model No.	Description	Weight	
			lb.	kg
36158	micro LM-100	Laser Distance Meter	0.5	0.2

micro CD-100 Combustible Gas Detector



The RIDGID® micro CD-100 Combustible Gas Detector provides simple and quick readings to identify the presence of combustible gases. It is designed to detect methane, propane, butane, ethanol, ammonia, hydrogen and many other combustible gases. With adjustable sensitivity, even low levels of gases can be detected in seconds.

The RIDGID micro CD-100 Gas Detector ensures proper gas line installations, checks for maintenance and repair needs, and quickly pinpoints combustible gas leaks.

- Rugged ergonomic design makes it comfortable to use, yet tough.
- Tri-Mode Detection™ gives the operator the flexibility to be alerted with a visual, audible or vibration alert, which can be adjusted for your environment.
- Adjustable sensitivity settings provide precise leak locating with the touch of a button.
- 16" / 40,6 cm flexible probe allows location and detection of leak in hard-to-reach and confined spaces.
- Field replaceable sensor means more up-time and less time waiting for repairs.

Specifications

- Detection Range0 to 6400 ppm (Methane).
- Alarm Sensitivity40 ppm (Methane).
- CalibrationAutomatic.
- AlarmsVisual, Audible, Vibration.
- Power SourceBatteries (4 x AA).

Gasses Detected	Common Mixtures That Would Include Or Emit More Than One Of These Gasses
Methane	Natural Gas* Paint Thinners Industrial Solvents Dry Cleaning Fluids Gasoline *Natural gas typically consists of a high percentage of methane and smaller percentages of propane and other gasses.
Hydrogen	
Carbon Monoxide	
Propane	
Ethylene	
Ethane	
Hexane	
Iso-Butane	
Benzene	
Iso-Butane	
Ethanol	
Acetaldehyde	
Toluene	
P-Xylene	
Ammonia	
Hydrogen Sulfide	

Catalog No.	Model No.	Description	Weight	
			lb.	kg
36163	micro CD-100	Combustible Gas Detector	1.0	0,45
31948	CD-100 RS	Replacement Sensor	-	-



Utility installation and service workers will find this tool invaluable.



Perfect tool for contractors in plumbing and HVAC.









Use the micro CD-100 to detect gases in plant and building maintenance applications.

Locating Equipment

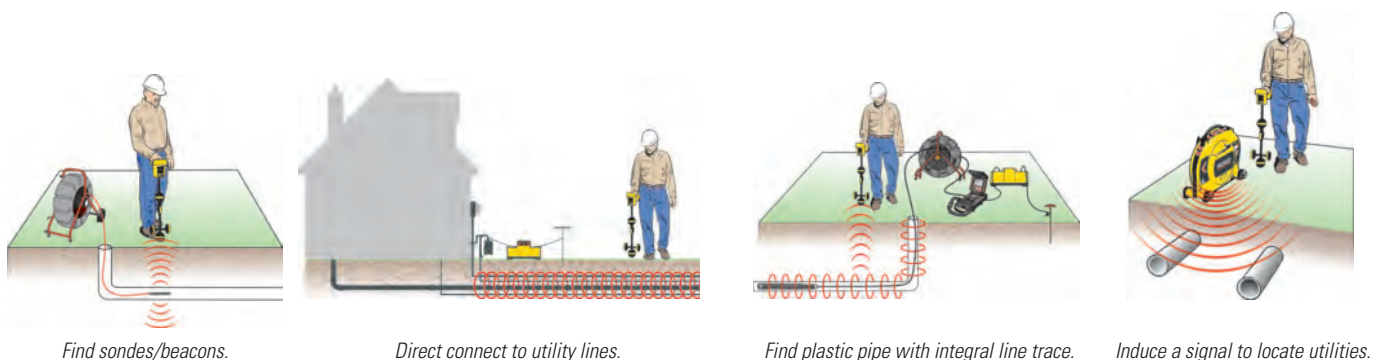
RIDGID® Receivers – RIDGID locating receivers feature an easy-to-use visual mapping display that allows you to locate utility lines and sondes/beacons with confidence. Use with a SeeSnake camera equipped with a sonde transmitter to locate the camera head during an inspection or use with a line transmitter to find buried utilities. These locators can also find flushable float sondes and remote transmitters attached to a push rod or drain cable.

	SeekTech SR-20  21893	SeekTech® SR-60  22163	NaviTrack® II  96967	NaviTrack Scout®  19238
PAGE NUMBER	11.28	11.29	11.32	11.33
Omni-Directional Mapping Display	Yes	Yes	Yes	Yes
User-Defined Frequencies	Yes up to 35 kHz	Yes - All Available	No	No
Number of Active Line Trace Frequencies	All up to 35 kHz	All up to 490 kHz	7	3
Sonde Frequencies	All up to 35 kHz	All up to 490 kHz	7	4
Passive Search	Omni-Seek (searches all passive bands at once)	Omni-Seek (searches all passive bands at once)	50/60 Hz	50/60 Hz
Depth	Continuous	Continuous	Continuous	Push Button
Weight w/batteries	3.5 lb.	5.1 lb.	5.1 lb.	3 lb.

RIDGID Transmitters – Accurately trace buried utilities by applying a signal with a RIDGID Line Transmitter. All transmitters have multiple frequency options and are capable of applying a signal by direct connection and induction. Powerful 5W and 10W transmitters apply a strong signal making for easier locates.

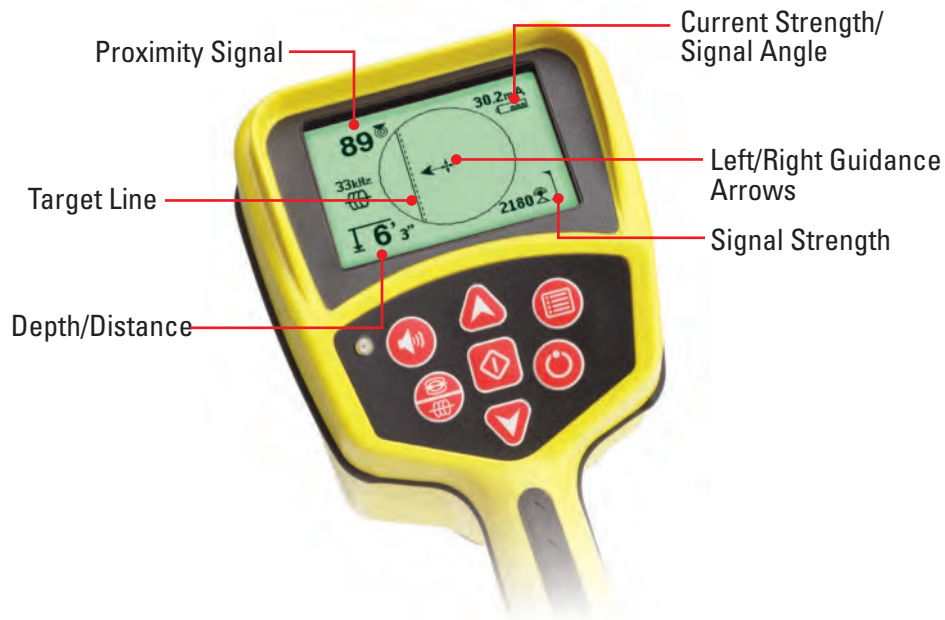
	SeekTech ST-330  26168	SeekTech ST-510  21903	SeekTech ST-305  21898	NaviTrack  14818	Brick  20168
PAGE NUMBER	11.30	11.31	11.31	11.34	11.34
Max Power Output	5W	10W	5W	10W	5W
Digital Display	Yes	Yes	No	No	No
Line Trace Frequencies	All up to 490 kHz	5*	4	6	4
Inductive Frequencies	2	5*	3	6	4
Simultaneous Transmit 2 Line Frequencies	No	No	Yes	No	Yes
Weight w/batteries	11.1 lb.	9 lb.	2.5 lb.	9 lb.	2.5 lb.

* The ST-510 Transmitter can also be set to frequencies used by other manufacturers' equipment.



SeekTech® Utility Line Locators

The large displays on SeekTech receivers give you the information you need when you need to locate with speed, accuracy and confidence.



Performance

The mapping display confirms a good locate signal and identifies distortion in congested areas using:

- Target-Line – Guides the operator down the line and shows changes in direction.
- Left-Right Guidance Arrows – Points the operator to the target utility.
- Proximity Signal and Signal Strength – Helps the operator center the locator closer to the target for more confident locates.

Other Features

- Continual Depth – Increases productivity by showing depth changes in real-time.
- Omni-Seek® – Increases accuracy and efficiency when searching in passive mode. Continuously searches passive power and radio bands to locate and avoid unknown metallic lines.
- User-Defined Frequencies – RIDGID SeekTech receivers can be configured with up to 30 user-defined frequencies.
 - SeekTech SR-60 locator can be set to any frequency between 10 Hz and 490,000 Hz making it a universal receiver.
 - SeekTech SR-20 locator can be set to any frequency between 10 Hz and 35,000 Hz.

Comparison of Features

	SR-20 Locator	SR-60 Locator	Conventional
Omni-Directional Mapping Display	Yes	Yes	No
User-Defined Frequencies (Competitor Frequencies)	Yes up to 35 K	Yes – All Available	Limited or No
Omni-Seek® (Simultaneous Multiple Line Trace)	Yes – All Passive Bands at Once	Yes – All Passive Bands at Once	No
Depth	Continual	Continual	Push Button or Triangulation
Current Measurement	Continual	Continual	Push Button & Average
Distortion Indication On One Screen	Yes	Yes	No
Simultrace™ (Simultaneous Sonde & Line Trace)	No	Yes	No
Stereo Guidance (Using Headphones)	No	Yes	No

SeekTech® SR-20 Locator



For a lightweight yet rugged receiver that provides all the information needed for faster, more accurate locates.

Easy to Use

- Target line and guidance arrows quickly identify distortion.
- Proximity signal and signal strength help work through difficult locates.

SR-20 Locator Specifications

Active Line Trace Frequencies* ...128 Hz, 1 kHz, 8 kHz, 33 kHz.
 Passive Power Trace50 Hz, 60 Hz, <4 kHz Broadband.
 Passive Radio Trace4 kHz-15 kHz, 15 kHz-36 kHz.
 Sonde Frequencies..... 16 Hz, 512 Hz, 640 Hz, 850 Hz, 8 kHz, 16 kHz, 33 kHz.
 Power Source4 C-Cell Batteries.
 Battery Life.....Approximately 16 Hours.
 Weight.....4 lbs. (1,8 kg) without batteries.
 Meets FCC Class A and EN 55022 Class A requirements.

** 30 user-definable frequencies can be set from 10 Hz to 35,000 Hz.*

Standard Equipment

- Hard plastic carrying case.
- Surface markers and clip.
- Instructional DVD.
- Operator's manual.
- 4 C-cell batteries (alkaline).



Catalog No.	Description	Weight	
		lb.	kg
21893	SeekTech SR-20 Line Locator	4	1,8

SeekTech® SR-60 Locator



For the fastest, easiest, most versatile receiver available.

Versatility

- Can trace any frequency from 10 Hz to 490,000 Hz.
- Can trace energized lines and sondes (active beacons) simultaneously.
- Has all the ease of use and accuracy of the SR-20 locator but with ALL locatable frequencies.

Choose the SR-60 locator for fast confident locates even under tough locate conditions (poor conductors, poor soil conditions, poor grounding, etc.).

SR-60 Locator Specifications

Active Line Trace Frequencies** 128 Hz, 1 kHz, 8 kHz, 33 kHz, 51 kHz, 93 kHz, 200 kHz, 262 kHz.
 Passive Power Trace 50 Hz, 60 Hz, <4 kHz Broadband.
 Passive Radio Trace 4 kHz-15 kHz, 15 kHz-36 kHz.
 Sonde Frequencies** 16 Hz, 512 Hz, 640 Hz, 850 Hz, 8 kHz, 16 kHz, 33 kHz.
 Power Source 4 C-Cell Batteries.
 Battery Life Approximately 16 Hours.
 Weight 5.1 lbs. (2,3 kg).
 Meets FCC Class A and EN 55022 Class A requirements.

** 30 user-definable frequencies can be set from 10 Hz to 490,000 Hz.

Standard Equipment

- Hard plastic carrying case.
- Surface markers and clip.
- Instructional DVD.
- Operator's manual.
- 4 C-cell batteries (alkaline).

Catalog No.	Description	Weight	
		lb.	kg
22163	SeekTech SR-60 Line Locator	5.1	2,3




SeekTech® Utility Transmitters

RIDGID® offers a range of transmitters for tracing underground metallic pipes and cables.

All RIDGID transmitters generate a signal onto the buried cable in one of three ways:

- Direct connection using connection cords.
- Induction with the optional inductive signal clamp.
- Induction from the transmitter.

Comparison of Features

	 ST-33Q	 ST-510	 ST-305
Direct Connect Frequencies	All	5**	4
Inductive Frequencies	2	4**	4
Competitors' Frequencies	User-Defined Frequencies	Factory Set	No
Simultaneous Transmit 2 Line Frequencies	No	No	Yes
Automatic Impedance Matching	Yes	Yes	Yes
Digital Output Level Display	Yes	Yes	No
Max Power Output	+5W*	10W	5W
Variable Power Setting	Low, Medium, High	Fully Adjustable	Low, Medium, High
Power Source	6 D-Cell Batteries	8 D-Cell Batteries	6 C-Cell Batteries
Battery Check	Continuous	Continuous	At Start-up
Weight (without batteries)	11.1 lb. / 5,0 kg	9 lb. / 4,1 kg	2.5 lb. / 1,9 kg
FCC & EN 55022 Requirement	Class A	Class B	Class A

*When external power source is connected to the ST-33Q, or rechargeable batteries are used, up to 10 Watts nominal output power can be generated in direct connect mode.

**Plus competitive frequencies.



SeekTech ST-33Q Line Transmitter

- The ideal transmitter for inducing current onto a target line.
- Increase efficiency and trace further by inducing over eight times more current than the competition onto a target line.
- The most versatile transmitter available with any direct connect frequency between 10 Hz and 490 kHz.

Frequencies:

- Direct Connect (factory set): 128 Hz, 1 kHz, 8 kHz, 33 kHz, 93 kHz, 262 kHz.
- Direct Connect (user defined): 10 Hz – 490 kHz.
- Induction: 8 kHz, 33 kHz.

Catalog No.	Description	Weight	
		lb.	kg
26168	SeekTech ST-33Q Transmitter (5 Watts)	11.1	5,0

DIAGNOSTICS, INSPECTION & LOCATING



SeekTech® ST-510 Line Transmitter

- Ten Watts of fully variable power output.
- LCD display provides instant visual feedback on line resistance and current flow.
- Two 48' (14 m) extended 46" (1,1 m) contracted lead wires with heavy duty clips.
- Compatible with competitor's equipment.

Frequencies:

- Direct Connect: 128 Hz, 1 kHz, 8 kHz, 33 kHz, 262 kHz.
- Induction: 1 kHz, 8 kHz, 33 kHz, 262 kHz.
- Competitor Frequencies: available in both direct connect and induction.

Catalog No.	Description	Weight	
		lb.	kg
21903	SeekTech ST-510 Transmitter (10 Watts)	7.5	3.4



SeekTech ST-305 Line Transmitter

- Lightweight and compact transmitter that delivers up to 5 Watts of power.
- Can transmit two frequencies simultaneously.
- Audio feedback confirms a good circuit before beginning a trace.

Frequencies:

- Direct Connect: 1 kHz, 8 kHz, 33 kHz, 262 kHz.
- Induction: 1 kHz, 8 kHz, 33 kHz, 262 kHz.

Catalog No.	Description	Weight	
		lb.	kg
21898	SeekTech ST-305 Transmitter (5 Watts)	2.5	1.9



SeekTech Inductive Signal Clamp

- Allows users to apply a signal to a cable or pipe when direct connection is not possible.
- Compatible with all RIDGID transmitters.

Catalog No.	Description	Weight	
		lb.	kg
20973	SeekTech 4" Inductive Signal Clamp	2	0.9

NaviTrack® II Locator



The NaviTrack II locator navigates you to the location of underground pipes quickly and easily. It tracks energized lines with ease.

NaviTrack II Locates

- SeeSnake In-Line Transmitters.
- Remote Transmitters (Sondes).
- Energized Metallic Lines.

Performance

- Approach the transmitter from any direction for faster, more accurate locates.
- Maximize the signal and the locate is complete.
- Verify the locate using the large mapping display.
- Depth measurement is continuous.
- Depths of greater than 15' can be read.

NaviTrack II locators provide unprecedented ease of use. Due to the NaviTrack II advanced technology, training time is greatly reduced. You can learn to locate with a NaviTrack II unit in minutes.

Specifications

- Weight 5 lbs.
- Power Source..... 4 C-cell batteries.
- Battery Life Approximately 16 hours.

Standard Frequencies

- Sonde..... 16 Hz, 512 Hz, 640 Hz, 850 Hz, 8 kHz, 16 kHz, 33 kHz.
- Active Line Trace 128 Hz, 1 kHz, 8 kHz, 33 kHz, 200 kHz, 262 kHz.
- Passive AC Line Trace..... 60 Hz, 50 Hz.

Standard Equipment

- Hard plastic carrying case.
- Surface markers and clip.
- Instructional DVD.
- Operator's manual.
- 4 C-cell batteries.

The NaviTrack II is designed for users who want an easy-to-use tool to locate both remote transmitters and energized lines on a regular basis.



Kit shown without optional accessories

Catalog No.	Description	Weight	
		lb.	kg
96967	NaviTrack II Locator	5.1	2,3
12543	Marker Chips and Clip	—	—

Meets FCC Class A and EN 55022 Class A requirements.

(TOOLTIP)

You can confirm the locate depth of the remote transmitter by measuring the distance between the two poles and multiplying by 0.7.

NaviTrack Scout® Locator



The NaviTrack Scout locator is designed to solve the most demanding remote transmitter (sonde) locates using the same multi-directional locating technology as the full-featured NaviTrack® II.

Easier Locates

The NaviTrack Scout multi-directional antenna technology sees the entire signal all of the time. Simply maximize the signal strength and you have found the target. No nulls or false peaks to complicate the locate.

Accuracy

This locator verifies the locate position using a micro-mapping display to mark distinctive poles in front of and behind the target, ensuring an accurate locate.

Automatic Depth

Depth is automatically calculated and displayed when over the target.

Specifications

- Weight3 lbs.
- Power Source.....4 C-cell batteries.
- Battery LifeApproximately 24 hours.

Standard Frequencies

- Sonde.....512 Hz, 640 Hz, 874 Hz and 33 kHz.
- Line Trace.....128 Hz, 8 kHz and 33 kHz.
- Passive AC Line Trace.....60 Hz, 50 Hz.

Standard Equipment

- Hard plastic carrying case.
- Surface markers and clip.
- Instructional DVD.
- Operator's manual.
- 4 C-cell batteries.

The NaviTrack Scout is ideal for users locating SeeSnake cameras and other sondes who occasionally need to locate energized lines.

Catalog No.	Description	Weight	
		lb.	kg
19238	NaviTrack Scout Locator	3	1,4
12543	Marker Chips and Clip	—	—

Meets FCC Class B and EN 55022 Class B requirements.

NaviTrack® Transmitters



NaviTrack Line Transmitter – 10 Watt

- For tracing buried cable, TV lines, phone, water, gas and other metallic lines that can carry an electromagnetic signal.
- Fully variable 10 Watts of power output.
- Two 25' coil connectors.
- Conductive ground rod.

Frequencies

- 128 Hz, 1 kHz, 8 kHz, 33 kHz – 10 Watt output power.
- 200 kHz, 262 kHz – 1 Watt output power.

Catalog No.	Description	Weight	
		lb.	kg
14818	NaviTrack Line Transmitter	7.5	3,4



NaviTrack Brick – 5 Watt



- For tracing buried cable, TV lines, phone lines and other metallic lines that can carry an electromagnetic signal.
- Fully variable 5 Watts of power output.
- Lightweight, easy to carry.
- Conductive ground rod.
- Two 10' connectors.

Frequencies

- 1 kHz, 8 kHz, 33 kHz, 262 kHz.

Catalog No.	Description	Weight	
		lb.	kg
20168	NaviTrack Brick Transmitter	2	0,9

Comparison of Features

	 NaviTrack Line Transmitter	 Brick
Direct Connect Frequencies	6	4
Inductive Frequencies	6	4
Simultaneous Transmit 2 Line Frequencies	No	No
Automatic Impedance Matching	Yes	Yes
Digital Output Level Display	Yes	No
Max Power Output	10W	5W
Variable Power Setting	Fully Adjustable	Low, Medium, High
Power Source	8 D-Cell Batteries	6 C-Cell Batteries
Battery Check	Push Button	At Start-up
Weight (without batteries)	7.5 lb. / 3,4 kg	2 lb. / 0,9 kg
FCC & EN 55022 Requirement	Class B	Class A



Remote Transmitter

- Can be attached to a drain cleaning cable or a water jet hose to locate the Remote Transmitter in a line.
- Flashing LED indicates that sonde is transmitting.
- Meets FCC Class B and EN 55022 Class B requirements.

Catalog No.	Description	Weight	
		lb.	kg
16728	Remote Transmitter, 512 – AAA	0.4	0,18
19263	Adapter for 3/8" & 3/4" Drum Machine Cables	-	-
19268	Adapter for 7/8" Sec. & 1/2" Drum Machine Cables	-	-
19273	Adapter for 3/8" Sec. & 3/8" Drum Machine Cables	-	-
19258	Adapter for 1 1/4" Sectional Cable	-	-



Floating Transmitter

- Ideal for locating septic tanks.
- 512 Hz signal.
- Flashing LED indicates that sonde is transmitting.
- Flushable.
- Battery-powered.
- Meets FCC Class B and EN 55022 Class B requirements.

Catalog No.	Description	Weight	
		lb.	kg
15323	SeeSnake FleXmitter in-line transmitter	0.62	0,28
15828	Mini-SeeSnake FleXmitter	1	0,045



SeeSnake FleXmitter® Transmitter

- With a SeeSnake FleXmitter you can locate a camera in a line (now standard with all SeeSnake reels).
- If your SeeSnake camera isn't equipped with a transmitter, you can upgrade your camera with a FleXmitter transmitter.
- Meets FCC Class A and EN 55022 Class B requirements.

Catalog No.	Description	Weight	
		lb.	kg
15323	SeeSnake FleXmitter in-line transmitter	0.62	0,28
15828	Mini-SeeSnake FleXmitter	1	0,045

Drain Cleaning

- Wide selection from a single source – “The Right Machine for Every Job”.
- A legacy of innovation and quality.



Type	No. of Models	Length (ft.)	Page
Hand Tools			
Toilet Augers	4	3-6	12.5
Grappler Hook	1	6	12.5
Flat Sewer Tape	10	25-100	12.5
Cable Rust Inhibitor	1	–	12.5
Hand Spinners	3	25-35	12.6
Sink Machines			
Auto-Clean™	1	30	12.7
K-40/K-45	12	25-35	12.8-12.11
Drum Machines			
Up to 4" Capacity	12	50-100	12.12-12.15, 12.22
Up to 6" Capacity	3	50-200	12.16-12.17, 12.23
Up to 8" Capacity	6	25-200	12.18-12.19
Up to 10" Capacity	9	25-250	12.20-12.21
Sectional Machines			
Up to 4" Capacity	9	Up to 175	12.24-12.27
Up to 8" Capacity	6	Up to 200	12.28-12.29
Up to 10" Capacity	7	Up to 300	12.30-12.31
Rodder Machines			
Up to 24" Capacity	2	Up to 500	12.32-12.33
Water Jetting Machines			
Up to 4" Capacity	4	25-200	12.34-12.35
Up to 6" Capacity	2	50-200	12.36-12.37
Up to 10" Capacity	2	35-300	12.38-12.39
Pumps			
Sump	9	–	12.40
Utility	5	–	12.41
Sewage	1	–	12.42
Quick Connect	1	–	12.42

DRAIN CLEANING

Hand Tools



	Page
Toilet Augers.	12.5
Grapple Hook.	12.5
Flat Sewer Tape.	12.5
Hand Spinners.	12.6

Sink Machines

Easily portable, compact and lightweight.



Application	Model	Page
Bathroom/lavatory/kitchen sinks, tub/shower, urinal and laundry tub drains.	Auto-Clean/ K-40/K-45	12.7 - 12.11

Drum Machines

Delivers high torque to clear obstructions.

- Power and torque.
- Cable-saving features.
- Superior maneuverability.



Application	Model	Page
Bathroom/lavatory/kitchen sinks, tub/shower, urinal, laundry tub, roof vents and indoor floor drains.	K-400	12.12
Bathroom/lavatory/kitchen sinks, tub/shower, urinal, laundry tub, roof vents and indoor floor drains.	K-3800	12.14
House laterals/main drains/floor drains.	K-6200	12.16
Laterals, main lines, commercial lines.	K-750	12.18
	K-750R	12.22
Laterals, main lines, commercial lines.	K-7500	12.20

Sectional Machines



High-speed cutting action to drill through obstructions.

- Power and speed with cable control.
- Lightweight and portable.

Line Size	Application	Model	Page
¾" to 4"	Bathroom/lavatory/kitchen sinks, tub/shower, urinal, laundry tub, roof vents and indoor floor drains.	K-50	12.24
1¼" to 4"	Sink lines, roof vents and floor drains.	K-60SP	12.26
2" to 8"	Floor/secondary lines, laterals and main lines.	K-1500	12.28
2" to 10"	Laterals and main lines, commercial lines.	K-1500SP	12.30
2" to 10"	Laterals and main lines, commercial lines – gasoline engine powered for remote locations.	K-1500G	12.31

Rodder Machines



Designed specifically for larger diameter lines.

Line Size	Application	Model	Page
8" to 24"	Straight main work in municipalities, universities, institutions and industry.	K-1000	12.32

Water Jetters



Water jetting machines are ideal for clearing grease, sludge or soap-clogged lines.

Line Size	Application	Model	Page
1¼" to 4"	Sink lines/floor/secondary lines.	KJ-1350 KJ-1750	12.34
1¼" to 6"	Sink lines/floor/secondary lines/laterals.	KJ-2200	12.36
2" to 10"	Sink lines/floor/secondary lines/laterals/main lines.	KJ-3100	12.38

Pumps









High quality, performance and dependability.

Type	Features	Page
Sump	Compact and high performance.	12.40
Utility	Electric and gas-powered models available.	12.41
Sewage	Residential and commercial models available.	12.42
Quick Connect	Ideal accessory for RIDGID® wet/dry vacuums.	12.42







DRAIN CLEANING

For Drain Guns, Sink Drums, and Small Line Sectional Machines









	Model	Length	Typical Application	Characteristics	Machines
5/16" (8mm)	 Bulb Auger C-1 C-21	25' 50'	Drain Lines 3/4" to 1 1/2". Kitchen Sinks, Lavatory Sinks, Bathtub Drains, Drinking Fountains and Urinals.	Hollow core cables that provide maximum flexibility for severe bends and "P" Traps.	K-25/K-26 (25' only) K-45 K-40 K-50*
	 Drop Head C-2 C-22	25' 50'	Drain Lines 3/4" to 1 1/2". Drop Head leads into down drain pipes, especially good for back-to-back mounted fixtures and severe bends.		
	 Inner Core w/ Bulb Auger C-11C C-131C	25' 35'	Drain Lines 1 1/4" to 2". Kitchen Sinks, Lavatory Sinks, Slop Sinks and Laundry Lines.	Inner core cables that provide good flexibility while resisting kinking.	K-25/K-26 (25' only) K-45, K-40 K-3800, K-50*
	 Inner Core w/ Drop Head C-21C C-231C	25' 35'	Drop Head leads into down drain pipes, especially good for back-to-back mounted fixtures and severe bends.		
3/8" (10mm)	 Male Coupling C-4 C-6 C-61C	25' 35' 35'	Drain Lines 1 1/4" to 2 1/2". Kitchen Sinks, Lavatory Sinks, Slop Sinks, and Disposal Waste Lines.	Flexible, yet tough 3/8" cable most commonly used after traps have been removed. C-61C slightly stiffer than C-6.	K-45 K-40 K-50*
	 Bulb Auger C-5	35'	Drain Lines 1 1/4" to 2 1/2". Kitchen Sinks, Lavatory Sinks, Slop Sinks, and Disposal Waste Lines.		

*See Page 12.25 for Proper Adapter or Sink Drum.

For Drum Machines

	Model	Length	Typical Application	Characteristics	Machines
3/8" (10mm)	 w/Inner Core C-31, C-31W C-32, C-32W C-33, C-33W	50' 75' 100'	Drain Lines 1 1/2" to 2 1/2". Kitchen Sinks, Lavatory Sinks, Slop Sinks and Laundry Stacks.	Good flexibility. As torque builds, outer spring tightens on wire core causing cable to stiffen and transfer greater torque to cutter.	K-400 K-3800
	 w/Inner Core C-44, C-44W C-45, C-45W C-46	50' 75' 90'	Drain Lines 2" to 4". Laundry Stacks, Roof Vents and Indoor Floor Drains.		
5/8" (16mm)	 w/Inner Core C-25, C-25HD C-26, C-26HD C-27, C-27HD C-24, C-24HD	25' 50' 75' 100'	Drain Lines 3" to 6". Floor Drains, Vents, and Laterals.	General purpose cable. Inner core provides greater stiffness under load.	K-750 K-6200 K-7500
	 w/Hollow Core C-27HC C-24HC	75' 100'	Drain Lines 3" to 6". Floor Drains, Vents, and Laterals.		
	 w/Inner Core C-28 C-29 C-75 C-100	25' 50' 75' 100'	Drain Lines 4" to 10". Main Lines including Laterals.	Powerful cable used for heavy-duty blockages such as tree roots. Cable tightens on core to provide extra stiffness under load, delivering power to cutter.	K-750 K-7500
 w/Hollow Core C-75HC C-100HC	75' 100'	Drain Lines 4" to 6". Main Lines including Laterals.	Hollow core cable is lighter in weight and more flexible. Helps operator negotiate difficult traps and bends in large lines.	K-750 K-7500	

For Sectional Machines

	Model	Length	Typical Application	Characteristics	Machines
5/8" (16mm)	 C-7	7 1/2'	2" and 3" Floor Drains.	Tight wind cable providing good rigidity in a hollow core cable. Not for tree roots.	K-50, K-60SP
	 C-8	7 1/2'	Drain Lines 1 1/4" to 2". Ideal for proper cleaning of small lines.	Open wind cable that is more flexible than C-7. Open wind acts as an auger to thoroughly remove blockages in small lines.	K-50, K-60SP
	 C-9	10'	Drain Lines 2" to 4". Ideal for Floor Drains and Stacks.	Heavy-Duty open wind cable ideal for long runs in indoor lines.	K-50, K-60SP
7/8" (22MM)	 C-10	15'	Drain Lines 2" to 4". Rooftop Vent Stacks.	Standard all-purpose open wind. Excellent flexibility.	K-60SP K-1500A/B*
1 1/4" (32mm)	 C-11	15'	Drain Lines 3" to 8". Good for all around work. Easily negotiates 4" Traps.	Standard all-purpose open wind with 3/8" pitch. Flexible, yet rigid enough to do fast, tough root cutting.	K-1500A/B/ & SP
	 C-12	15'	Drain Lines 4" to 10". Do not use through 4" "P" Traps.	Extra-heavy-duty open wind with 3/8" pitch. Designed for 4" to 10" long runs.	K-1500A/B/ & SP
	 C-14	15'	Drain Lines 3" to 10". Do not use through 4" "P" Traps.	Heavy-duty open wind with 1/2" pitch. Especially good For 4" cleanout or 8" elbow entering in 4" to 10" line.	K-1500A/B & SP
	 C-15	15'	Drain Lines 3" to 6". Ideal for 4" Traps.	Extra-flexible open wind with 1/2" pitch. Lighter than C-11, slightly stiffer.	K-1500A/B

*See Page 12.29 for Proper Jawset.

Cable Rust Inhibitor




RIDGID® Cable Rust Inhibitor is ideal for helping prevent the premature failure of cables caused by rust. Regular application of RIDGID Cable Rust Inhibitor significantly increases life of drain cleaning cables.

- Available in gallon bottles.
- Extends the life of cables.
- Ideal for cleaning and lubricating cables.
- Available in the U.S. only.

Catalog No.	Description	Weight		Std. Pack
		lb.	kg	
59987	Cable Rust Inhibitor 1 GAL.	8½	3,8	6

Toilet Augers



Model K-3/K-6 Toilet Augers

High quality tools in 3' and 6' lengths provide fast and safe clearing of toilet obstructions. Features include:

- Vinyl guard to protect porcelain.
- New durable, kink-resistant, ½" compression-wrapped Inner Core Cable.
- Large, ergonomically designed handles.
- Negotiate water-conserving toilets.
- Available in either drop head or bulb head models.

Catalog No.	Model No.	Description	Weight		Standard Pack
			lb.	kg	
59787	K-3	3' Toilet Auger w/Bulb Head	4¾	2,0	6
59797	K-6	6' Toilet Auger w/Bulb Head	5½	2,5	6
59802	K-6 DH	6' Toilet Auger w/Drop Head	5½	2,5	6

Grappler Hook



Model K-5 Grappler Hook

- Retrieves rocks, tools, objects.
- Extends your reach 6' for even the deepest traps.

Catalog No.	Model No.	Description	Weight	
			lb.	kg
59190	K-5	Grappler Hook	5	2,3
61820	K-5	Replacement Jaws		

Sewer Tape



One-Piece Flat Sewer Tape

- Sizes and lengths for use on sewer and drain lines through 8" (200 mm) in diameter and up to 100' (30 m) in length.
- Carrier included with all except 25' model.
- All models have a hand grip and a spear point at one end and roller ball at the other.

Catalog No.	Model No.	Description						Line Capacity		Weight	
		Width		Thickness		Length		in.	mm	lb.	kg
		in.	mm	in.	mm	ft.	m				
One-Piece Tapes											
62530	E-2724	½	12	¼	2	25	7.6	¾-1½	20-40	3	1,4
62535	E-2725					50	15.2			6	2,7
62540	E-2726					75	22.8			9	4,1
62545	E-2727					100	30.4			12	5,4
62555	E-2729	¾	20	¼	2	50	15.2	2	50-100	8-18	3,6
62565	E-2731					100	30.4				4
62595	E-2737	¾	20	⅝	3	50	15.2	4	100-150	16-34	7,3
62605	E-2739					100	30.4				6
62615	E-2741	1	25	⅝	3	50	15.2	4	100-200	22-45	10,0
62625	E-2743					100	30.4				8

DRAIN CLEANING

K-26 Hand Spinner



For 3/4" to 1 1/2" (19-40 mm) Drain Lines

Ideal for users seeking excellent performance and value. Features include:

- Slip-resistant collet chuck that grips/releases cable with the flick-of-the-wrist.
- 5/16" x 25' hollow core cable with bulb head auger.
- Rotary molded plastic drum that won't rust or dent – cleans easily.
- Open drum design that permits access to cable and allows application of Cable Rust Inhibitor (see pg. 12.5).

Catalog No.	Model No.	Description	Diameter x Length		Weight	
			in. x ft.	mm x m	lb.	kg
59812	K-26	Hand Spinner w/C-1 Bulb Head Cable	5/16 x 25	8 x 7.6	6	2,7

K-25 Hand Spinner



For 3/4" to 1 1/2" (19-40 mm) Drain Lines

The professional's choice for many years, the Model K-25 Hand Spinner offers premium quality. It's the ideal tool for the user who demands the best. Features include:

- Premium-quality, precision machined, 3-jaw chuck to firmly secure cable. Releases cable with a flick-of-the-wrist.
- Cast aluminum ribbed hand grip that won't slip in your hand.
- Rotary molded plastic drum that won't dent or rust – cleans easily.
- Available in bulb head and drop head models. 5/16" x 25' vinyl-wrapped inner core, kink-resistant cables.
- Well balanced for comfortable operation.
- Capacity for 5/16" x 35'.

Catalog No.	Model No.	Description	Diameter x Length		Weight	
			in. x ft.	mm x m	lb.	kg
58890	K-25-BP	Hand Spinner with C-11C Bulb Auger Cable	5/16 x 25	8 x 7.6	8	3,6
58895	K-25-DH	Hand Spinner with C-21C Drop Head Cable	5/16 x 25	8 x 7.6	8	3,6

Auto-Clean™ Sink Machine



For 3/4" to 1 1/2" (19-40 mm) Drain Lines

- Two-Way AUTOFEED® advances and retrieves the drain cleaning cable with the simple push of a lever keeping you and the work area clean.
- Guide hose gives you the ability to get to those hard to reach areas. The guide hose completely contains the rotating cable to eliminate cleanup and protect fixtures.
- Rugged impact and rust-resistant housing.
- Handle with internal AUTOFEED holder so your Auto-Clean is easy to transport and store.
- Foot bulb controls the ON/OFF operation to free your hands for optimal control.
- 30' MAXCORE cable with an inner core for increased strength and longer life.
- Rubber feet for increased stability.
- Aluminum paddles for more robust operation.

Specifications

- Motor Rating: 120V, single phase, AC, 1.1 Amp, 60Hz.
- Motor Operating Speed: 450 RPM.
- Cable: 1/4" x 30' MAXCORE.
- Line Capacity: 3/4" - 1 1/2".
- Approved by CSA to CSA and UL Standards.



Catalog No.	Model No.	Description	Diameter x Length		Weight	
			in. x ft.	mm x m	lb.	kg
34963	Auto-Clean	Auto-Clean 115V	1/4 x 30	6.35 x 9.14	10	4,5
34893	Auto-Clean	Replacement Cable	1/4 x 30	6.35 x 9.14	1/2	0,6



DRAIN CLEANING

K-45 Sink Machine



Model K-45AF quickly opens clogged tub lines. Advance and retrieve cable without reversing motor.



The 3/8" cable in Model K-45AF-5 and K-45AF-7 extends machine's capacity to 2 1/2" drain lines.

For 3/4" to 2 1/2" (19-64 mm) Drain Lines

- Excellent for small line cleaning. Opens clogged lavatory, sink lines, urinals, and tub/shower drains.
 - 1/4" cables best for 3/4" to 1 1/2" lines.
 - 5/16" cables best for 3/4" to 1 1/2" lines.
 - 3/8" cables best for 1 1/4" to 2 1/2" lines.
- Available in 2 styles: Manual & AUTOFEED®.
 - Manual version has a slide action chuck for quick locking/releasing of cable.
 - Advanced two-way AUTOFEED keeps hands and work area clean – advances & retrieves cable with push of a lever.
- Lightweight, easy-to-use, no setup required.
- Variable speed power unit rotates cable 0-600 RPMs.
- Two-piece twist lock canister with interchangeable inner drum.
 - Makes cable changeout simple; easy to match the right cable to the job.
 - Inner drum prevents water leaks and greatly reduces cable flip-over inside the drum.
 - Drums won't rust or dent – ever.
- Drum Capacity: 50' of 5/16" (15 m/8 mm) or 35' of 3/8" (11 m/10 mm).
- Includes RIDGID® drain cleaning gloves and operator's manual.
- Approved by CSA to CSA and UL Standards (115V only).



Model K-45AF



Model K-45

Order Information

K-45AF Machine with Slide Action Chuck and Autofeed			Description	Weight		K-45 Machine with Slide Action Chuck		
Catalog No.		Model* No.		lb.	kg	Model No.	Catalog No.	
115V	230V						115V	230V
35473	36033	K-45AF	Machine with: – C-11C, 5/16" x 25' Inner Core Cable w/Inner Drum	11	5,0	K-45	36018	36048
35998	36038	K-45AF-1	Machine with: – C-11C, 5/16" x 25' Inner Core Cable w/Inner Drum – C-6429 Carrying Case	27	12,2	K-45-1	36013	36053
36003	36043	K-45AF-5	Machine with: – C-11C, 5/16" x 25' Inner Core Cable w/Inner Drum – C-6, 3/8" x 35' Cable w/Inner Drum – T-250, Five-Piece Tool Set for 3/8" Cable – C-6429 Carrying Case	34	15,4	K-45-5	36023	36058
36008	n.a.	K-45AF-7	Machine with: – C-11C, 5/16" x 25' Inner Core Cable w/Inner Drum – C-6, 3/8" x 35' Cable w/Inner Drum – C-21, 5/16" x 50' Cable w/Inner Drum – T-250, Five-Piece Tool Set for 3/8" Cable – C-6429 Carrying Case	42	19,0	K-45-7	36028	n.a.

* 230V units equipped with CEE 7/17 Euro plug.

Inner Core Cables

(Models C-11C, C-61C, C-131C, C-21C, C-231C)



- Vinyl-wrapped inner core to prevent core from rusting to spring – enhances cable life.
- Compression wound for strength.
- Resists kinking; negotiates tough bends and traps.
- Provides good flexibility and cleaning power to the cable end.



K-45-5 shown above includes T-250 Tool Set:

- T-203 Bulb Auger.
- T-205 "C" Cutter.
- T-210 Spade Cutter.
- T-217 Drop Head Auger.
- A-13 Pin Key.



The drum front and inner drum makes changing cables quick and easy.

Cables

	Catalog No.	Model No.	Description	Weight	
				lb.	kg
1/4" - 6 mm	50647	S-1	15' with Funnel Auger	2 1/4	1,0
	50652	S-2	25' with Funnel Auger	3 1/2	1,6
	50657	S-3	35' with Funnel Auger	5	2,2
5/8" - 8 mm	62225	C-1	25' (7.6 m) with Bulb Auger	3 1/2	1,6
	56782	C-11C	25' (7.6 m) Inner Core w/Bulb Auger	4	1,8
	89400	C-21	50' (15.2 m) with Bulb Auger	7	3,2
	56792	C-131C	35' (10.7 m) Inner Core w/Bulb Auger	5 1/2	2,5
	62235	C-2	25' (7.6 m) with Drop Head Auger	3 1/2	1,6
	56787	C-21C	25' (7.6 m) Inner Core w/Drop Head Auger	4	1,8
3/8" - 10 mm	89405	C-22	50' (15.2 m) with Drop Head Auger	7	3,2
	56797	C-231C	35' (10.7 m) Inner Core w/Drop Head Auger	5 1/2	2,5
	62245	C-4	25' (7.6 m) with Male Coupling	4 1/2	2,0
	62250	C-5	35' (10.7 m) with Bulb Auger	8 1/4	3,8
	62260	C-6	35' (10.7 m) with Male Coupling	8 1/4	3,8
	96037	C-61C	35' (10.7 m) with Male Coupling	8 1/2	4,0

Tools – Fits C-4, C-6 and C-61C Cables

	Catalog No.	Model No.	Description	Replacement Blade(s)
	62990	T-201	Straight Auger, 5" Long	–
	62995	T-202	Bulb Auger, 1 1/8" O.D.	–
	63000	T-203	Bulb Auger, 7/8" O.D.	–
	54837	T-204	"C" Cutter 1"	54832
	63005	T-205	"C" Cutter 1 3/8"	97835
	63010	T-206	Funnel Auger, 3" Long	–
	63030	T-210	Spade Cutter, 1"	97905
	63035	T-211	Spade Cutter, 1 3/8"	97825
	63040	T-212	Spade Cutter, 1 3/4"	92850
	63045	T-213	4-Blade Cutter, 1"	97795
	63050	T-214	4-Blade Cutter, 1 3/8"	97910
	63055	T-215	4-Blade Cutter, 1 3/4"	97915
	63065	T-217	Drop Head Auger, 4" Long	–
	55457	T-225	Straight Retrieving Auger	–
	52812	T-230	H-D "C" Cutter, 2"	92815
	52817	T-231	H-D "C" Cutter, 2 1/2"	92820
	52822	T-232	H-D "C" Cutter, 3"	92835
	48482	T-250	Tool Set includes: T-203, T-205, T-210, T217, A-13	–

Accessories

Catalog No.	Model No.		Description
	115V	230V	
68917			K-45 Inner-Drum
89410		C-6429	Carrying Case
76817			C-6 Cable Kit incl. Inner Drum, C-6 Cable Torque Arm, T-250 Tool Set
98072			C-61C Cable Kit including: Inner Drum, C-61C Cable, Torque Arm, T-250 Tool Set
23908		A-45AF	Drum Front and AUTOFEED Assembly
23913			Replacement AUTOFEED Cartridge
41937		–	RIDGID Leather Drain Cleaning Gloves
70032		–	RIDGID PVC Drain Cleaning Gloves

DRAIN CLEANING

K-40 Sink Machine



Model K-40AF



Model K-40AF-B



Model K-40AF in vertical position

For 3/4" to 2 1/2" (19 - 64 mm) Drain Lines

The Model K-40 Sink Machine is ideal for cleaning small secondary drain lines from 3/4" to 2 1/2".

- 1/4" cable for 3/4" to 1 1/2" lines.
- 5/16" cable for 3/4" to 1 1/2" lines.
- 3/8" cable for 1 1/4" to 2 1/2" lines.

The Model K-40 sits flat on the floor or countertop and also tips onto its back for easy access to sink drains and bathtubs full of water. The Model K-40AF practically eliminates job site clean-up thanks to the patented Guide Hose two-way AUTOFEED® accessory. It completely contains the rotating cable and eliminates any waste water splashing or spraying.

- 1/8 HP induction motor quietly delivers enough torque to clear even the toughest blockages.
- Premium-quality, compression-wound inner core cable combines strength and flexibility to resist kinking.
- Two-piece "twist lock" drum housing will not dent or corrode and allows easy access to the inner drum and cable.
- Special inner drum design virtually eliminates cable flip-over inside the drum and drum leakage.
- Two-way AUTOFEED advances and retrieves the drain cleaning cable with a simple push of a lever keeping you and the work area clean.
- Approved by CSA to CSA and UL Standards (115V only).
- Includes RIDGID® drain cleaning gloves and operator's manual.

Corded Machines

Catalog No.		Model No.	Description	Weight	
115V	230V			lb.	kg.
71722	71732	K-40AF	Machine with: – AUTOFEED – Guide Hose – Mounting Bracket – C-131C-SB, 5/16" x 35' Speed Bump Cable w/Inner Drum	33	15
71702	71727	K-40	Machine with: – C-131C, 5/16" x 35' Cable w/Inner Drum	29	13.2

Battery-Operated Machine

Catalog No.	Model No.	Description	Weight	
			lb.	kg.
78347	K-40AF-B	Battery Machine with: – (2) 14.4V Battery Packs – 14.4V Battery Charger (115V) – AUTOFEED – Guide Hose – Mounting Bracket – C-131C-SB, 5/16" x 35' Speed Bump Cable w/Inner Drum	24	10.9

The Model K-40 makes the job easier and keeps the work site clean.



Down the sink: Press the lever and the cable feeds into the drain. Unique Guide Hose and AUTOFEED combination keeps you right on top of the problem.



In the tub: Compact design allows easy access to hard-to-get-to areas like bathtubs and under-sink cabinets, while keeping the cable contained and away from all finished surfaces.

Cables

	Catalog No.	Model No.	Description	Weight	
				lb.	kg
1/4" - 6 mm	50647	S-1	15' with Funnel Auger	2 1/4	1,0
	50652	S-2	25' with Funnel Auger	3 1/2	1,6
	50657	S-3	35' with Funnel Auger	5	2,2
5/16" - 8 mm	62225	C-1	25' (7.6 m) with Bulb Auger	3 1/2	1,6
	56782	C-11C	25' (7.6 m) Inner Core w/Bulb Auger	4	1,8
	89400	C-21	50' (15.2 m) with Bulb Auger	7	3,2
	56792	C-131C	35' (10.7 m) with Bulb Auger	5 1/2	2,5
	95847	C-131CSB	35' (10.7 m) Inner Core Speed Bump with Bulb Auger	5 1/2	2,5
Drop Head	62235	C-2	25' (7.6 m) with Drop Head Auger	3 1/2	1,6
	56787	C-21C	25' (7.6 m) Inner Core w/Drop Head Auger	4	1,8
	89405	C-22	50' (15.2 m) with Drop Head Auger	7	3,2
	56797	C-231C	35' (10.7 m) with Drop Head Auger	5 1/2	2,5
3/8" - 10 mm	62245	C-4	25' (7.6 m) with Male Coupling	4 1/2	2,0
	62250	C-5	35' (10.7 m) with Bulb Auger	8 1/4	3,8
	62260	C-6	35' (10.7 m) with Male Coupling	8 1/4	3,8
	96037	C-61C	35' (10.7 m) with Male Coupling	8 1/2	4,0

Tools – Fits C-4, C-6 and C-61C Cables

	Catalog No.	Model No.	Description	Replacement Blade(s)
	62990	T-201	Straight Auger, 5" Long	–
	62995	T-202	Bulb Auger, 1 1/8" O.D.	–
	63000	T-203	Bulb Auger, 7/8" O.D.	–
	54837	T-204	"C" Cutter 1"	54832
	63005	T-205	"C" Cutter 1 3/8"	97835
	63010	T-206	Funnel Auger, 3" Long	–
	63030	T-210	Spade Cutter, 1"	97905
	63035	T-211	Spade Cutter, 1 3/8"	97825
	63040	T-212	Spade Cutter, 1 3/4"	92850
	63045	T-213	4-Blade Cutter, 1"	97795
	63050	T-214	4-Blade Cutter, 1 3/8"	97910
	63055	T-215	4-Blade Cutter, 1 3/4"	97915
	63065	T-217	Drop Head, 4" Long	–
	55457	T-225	Straight Retrieving Auger	–
	48482	T-250	Tool Set includes: T-203, T-205, T-210, T217, A-13	–

Accessories

Catalog No.	Model No.	Description
26558	A-40G AF	AUTOFEED Assembly & Guide Hose for K-40 includes mounting bracket
23913	–	Replacement AUTOFEED Cartridge
71757	A-40G	Guide Hose
72702	A-40B	Mounting Bracket
83407	–	Battery
83417	–	Charger
71847	–	Torque Arm
68917	–	Inner Drum
76597	–	Top Roller Bearing Housing Assy.
76817	–	C-6 Cable Kit including Inner Drum, C-6 Cable, Torque Arm, T-250 Tool Set
98072	–	C-61C Cable Kit including Inner Drum, C-61C Cable, Torque Arm, T-250 Tool Set
41937	–	RIDGID Leather Drain Cleaning Gloves
70032	–	RIDGID PVC Drain Cleaning Gloves

DRAIN CLEANING

K-400 Drum Machine



Model K-400 Machine Only

For 1½" to 4" (32-100 mm) Drain Lines

The Model K-400 offers several unique, user-friendly features to make the toughest drain cleaning jobs easier and hassle-free. Designed with a sleek profile, the Model K-400 is a great fit for drain cleaners, service plumbers, facility and institutional maintenance departments and property management companies.

- ¾" cable for 1½" to 3" lines.
- ½" cable for 3" to 4" lines
- Integrated Transport Cart – allows for easy movement to and from the job site. Heavy-duty, large wheels easily navigate over bumps and up stairs.
- Integrated Telescoping Handle – provides high-handle height during transport. Handle locks in low position during drain cleaning operation or during transport to minimize space requirements.
- Cable Control System – causes the drum to stop spinning when the blade becomes lodged in a blockage, limits potential for cable to flip-over in the drum and helps to indicate to operator when blockages are encountered.
- "Solid Core" Cable – uses tough ¾" or ½" Integral Wound (IW) solid core cable that is rugged and kink resistant. Each size comes in several lengths and utilizes a variety of the RIDGID® quick-connect cutters.
- AUTOFEED® – offered as an accessory, this patented, automatic cable feed powers cable in and out of the drain. Reverse the direction of the AUTOFEED and the cable feeds back into the drum.

Specifications

- Drum Capacity 100' of ¾" Diameter Cable or 75' of ½" Diameter Cable.
- Motor 115V/60 Hz, Reversible, Split Phase, ⅓ HP @ 1725 RPM, 6.7 Amps.
- Weight (Machine Only)...45 lbs. (20.4) kg.
- Dimensions Length 21" (24" with AUTOFEED), Height 23", Width 17".

Approved by CSA to CSA and UL Standards (115V only). All Model K-400 machines are supplied with RIDGID drain cleaning gloves, operator's manual and instructional video.



Model K-400 with AUTOFEED®



115V Machine Options

Catalog No.	Model No.	Description	Weight	
			lb.	kg
26993	K-400 w/C-31 IW	K-400 Machine w/RIDGID Drain Cleaning Gloves – C-31 IW 3/8" x 50' Solid Core (Integral Wound) Cable – T-260 Tool Set Includes: – T-202 Bulb Auger – T-205 "C" Cutter – T-211 Spade Cutter – A-13 Pin Key	60	27,2
24853	K-400 w/C-32 IW	K-400 Machine w/RIDGID Drain Cleaning Gloves– C-32 IW 3/8" x 75' Solid Core (Integral Wound) Cable – T-260 Tool Set	68	31
27008	K-400 AF w/C-32 IW	K-400 Machine w/RIDGID Drain Cleaning Gloves – AUTOFEED – C-32 IW 3/8" x 75' Solid Core (Integral Wound) Cable – T-260 Tool Set	79	36
27003	K-400 w/C-44 IW	K-400 Machine w/RIDGID Drain Cleaning Gloves – C-44 IW 1/2" x 50' Solid Core (Integral Wound) Cable – T-260 Tool Set	68	31
26998	K-400 w/C-45 IW	K-400 Machine w/RIDGID Drain Cleaning Gloves – C-45 IW 1/2" x 75' Solid Core (Integral Wound) Cable – T-260 Tool Set	81	37
27013	K-400 AF w/C-45 IW	K-400 Machine w/RIDGID Drain Cleaning Gloves – AUTOFEED – C-45 IW 1/2" x 75' Solid Core (Integral Wound) Cable – T-260 Tool Set	93	42

IW (Integral Wound) Solid Core Cables

	Catalog No.	Model No.	Description	Weight	
				lb.	kg
3/8" 10 mm	87577	C-31IW	50' (15 m) IW Cable	18	8,2
	87582	C-32IW	75' (23 m) IW Cable	26	11,8
	87587	C-33IW	100' (30 m) IW Cable	34	15,4
	91037	–	Repair End for 3/8" IW Cable	0.5	0,2
1/2" 12 mm	87592	C-44IW	50' (15 m) IW Cable	27	12,2
	87597	C-45IW	75' (23 m) IW Cable	39	17,7
	91042	–	Repair End for 1/2" IW Cable	0.6	0,3



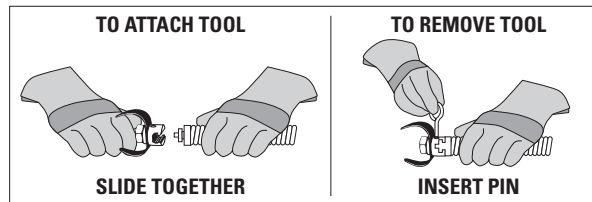
(TOOLTIP)

Always start with a straight auger to and determine what you are trying to clean. Then chose the correct cutter to clear the drain.

Tools – Fits C-4, C-6 and C-6IC Cables

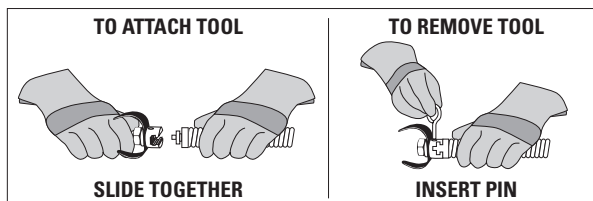
	Catalog No.	Model No.	Description	Replacement Blade(s)
	62990	T-201	Straight Auger, 5" Long	–
	62995	T-202	Bulb Auger, 1 1/8" O.D.	–
	63000	T-203	Bulb Auger, 7/8" O.D.	–
	54837	T-204	"C" Cutter 1"	54832
	63005	T-205	"C" Cutter 1 3/8"	97835
	52812	T-230	H-D "C" Cutter, 2"	92815
	52817	T-231	H-D "C" Cutter, 2 1/2"	92820
	52822	T-232	H-D "C" Cutter, 3"	92835
	63010	T-206	Funnel Auger, 3" Long	–
	63015	T-207	Spiral Cutter, 1 1/4"	97840
	63020	T-208	Spiral Cutter, 1 1/2"	97895
	63025	T-209	Spiral Cutter, 2"	97900
	63030	T-210	Spade Cutter, 1"	97905
	63035	T-211	Spade Cutter, 1 3/8"	97825
	63040	T-212	Spade Cutter, 1 3/4"	92850
	63045	T-213	4-Blade Cutter, 1"	97795
	63050	T-214	4-Blade Cutter, 1 3/8"	97910
	63055	T-215	4-Blade Cutter, 1 3/4"	97915
	63060	T-216	Chain Knocker, 2"	98000
	63065	T-217	Drop Head, 4" Long	–
	12128	T-240	Tool Set (3/8" K-400) Includes: – T-202 Bulb Auger – T-211 Spade Cutter	–
	49002	T-260	Tool Set (1/2" K-400) Includes: – T-202 Bulb Auger – T-205 "C" Cutter – T-211 Spade Cutter – A-13 Pin Key	–

	Catalog No.	Model No.	Description	Weight	
				lb.	kg
	41937	–	RIDGID Drain Cleaning Gloves, Leather	1/2	0,2
	70032	–	RIDGID PVC Drain Cleaning Gloves	1/2	0,2
	59230	A-13	Pin Key for 3/8" and 1/2" Cable	–	–
	26773	–	K-400 AUTOFEED Assembly	2	0,9
	27048	–	K-400 Drum Assembly	10	4,5
	92607	–	3/8" x 1/2" Tool Adaptor	1/2	0,2
	92682	–	3/8" x 1/2" Drop Head Adaptor	1/2	0,2
	92687	–	Coupling 1/2" Drop Head Tool	1/2	0,2
	26778	–	Guide Hose	2	0,9
	51317	C-9	Trap Leader	5	2,2
	59987	–	Cable Rust Inhibitor – 1 Gal.	8 1/2	3,9



DRAIN CLEANING

K-3800 Drum Machine



For C-4, C-6, C-6IC, C-7, C-8, C-9, C-10, C-11, C-12, C-14, C-15, C-31, C-32, C-33, C-44, C-45, and C-46 & all IW Cables.

For 3/4" to 4" (19-100 mm) Drain Lines



- A powerful, easy to transport, versatile machine for cleaning indoor drains. Requires minimal setup to clean sink lines, floor drains and roof vents.
- Rugged, corrosion-resistant molded cable drum won't dent or rust. The drum tilt adjusts for proper cable feed angle. Inner-drum guards against cable flip-over inside the drum.
- Cable drum's quick-release and built-in hand-holds allow easy cable change and transport.
- Standard drum capacity is 100' of 3/8" or 90' of 1/2" (30 m/10 mm or 27 m/12 mm) continuous length cable:
 - 3/8" cable best for 1 1/2" to 3" lines up to 100'.
 - 1/2" IC cable best for 2" to 4" lines up to 90'.
- Optional sink drum holds up to 50' of 3/8" or 1/4" (15 m/8 mm) cable.
 - Ideal for cleaning through 3/4" to 1 1/2" sink traps.
- Powerful 1/2 HP Universal Motor spins cable at 240 RPM. When cable hits blockage, motor gears down automatically to deliver more power and enhance operator control.
- Tools connect to cable in seconds.
- Approved by CSA to CSA and UL Standards (115V only).
- IW (Integral Wound) cables available. IW cables are slightly stiffer and more kink resistant. All IW cables use 3/8" T-200 series cutters.
- Includes RIDGID® leather drain cleaning gloves and operator's manual.

Machine Options

Catalog No.		Model No.	Description	Weight	
115V	220-2400V			lb.	kg.
53107	59462	K-3800	K-3800 Machine w/RIDGID Gloves	42	19,0
53112	—	K-3800 w/C-31	K-3800 Machine with: – C-31, 3/8" x 50' Cable – T-202 Bulb Auger – T-205 "C" Cutter – T-211 Spade Cutter – A-13 Pin Key – RIDGID leather Drain Cleaning Gloves	65	29,25
53117	63827	K-3800 w/C-32	K-3800 Machine with: – C-32, 3/8" x 75' Cable – T-202 Bulb Auger – T-205 "C" Cutter – T-211 Spade Cutter – A-13 Pin Key – RIDGID leather Drain Cleaning Gloves	71	32,2
53122	63822	K-3800 w/C-45	K-3800 Machine with: – C-45, 1/2" x 75' Cable – T-102 Funnel Auger – T-142 Knife Blade Cutter – T-107 Spade Cutter – A-12 Pin Key – RIDGID leather Drain Cleaning Gloves	83	37,7
53127	—	K-3800 w/C-46	K-3800 Machine with: – C-46, 1/2" x 90' Cable – T-102 Funnel Auger – T-142 Knife Blade Cutter – T-107 Spade Cutter – A-12 Pin Key – RIDGID leather Drain Cleaning Gloves	91	41,3



Inner Core (IC) Cables –

Good flexibility and more cleaning power to the cable end.


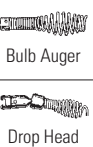
	Catalog No.	Model No.	Description	Weight	
				lb.	kg
	37842	C-31	50' (15 m) IC Cable	18	8,2
	37847	C-32	75' (23 m) IC Cable	26	11,8
	37852	C-33	100' (30 m) IC Cable	34	15,4
	51752	T-122	Repair End	1	0,5
	37857	C-44	50' (15 m) IC Cable	27	12,2
	37862	C-45	75' (23 m) IC Cable	39	17,7
	37867	C-45HC	75' (23 m) Hollow Core Cable	38	17,2
	55467	C-46	90' (28 m) IC Cable	47	21,2
	59917	T-121	Repair End	3/4	0,8

Integral Wound (IW) Cables






Wound tighter on the inner core creating a solid assembly.

	Catalog No.	Model No.	Description	Weight	
				lb.	kg
	87577	C-31IW	50' (15 m) IW Cable	18	8,2
	87582	C-32IW	75' (23 m) IW Cable	26	11,8
	87587	C-33IW	100' (30 m) IW Cable	34	15,4
	91037	—	Repair End for IW Cable	1/2	0,2
	87592	C-44IW	50' (15 m) IW Cable	18	8,2
	87597	C-45IW	75' (23 m) IW Cable	26	11,8
	91042	—	Repair End for 1/2" (12 mm) IW Cable	3/4	0,3

Sink Drum Cables







	Catalog No.	Model No.	Description	Weight	
				lb.	kg
	50652	S-2	25' (7.6 m) w/Funnel Auger	3 1/2	1,6
	50657	S-3	35' (10.7 m) w/Funnel Auger	5	2,2
	56782	C-11C	25' (7.6 m) Inner Core w/ Bulb Auger	4	1,8
	56792	C-13IC	35' (10.7 m) with Bulb Auger	5 1/2	2,5
	56787	C-21C	25' (7.6 m) Inner Core w/Drop Head Auger	4	1,8
	56797	C-23IC	35' (10.7 m) with Drop Head Auger	5 1/2	2,5

Accessories

	Catalog No.	Model No.	Description	Weight	
				lb.	kg
	55002	A-380	Standard Drum for 3/8", 1/2" Cable	12 1/2	5,6
	55007	A-381	Sink Drum for 5/16", 1/4" Cable	12 1/2	5,6
	55012	A-381-A	Sink Drum with 25' x 5/16" IC Cable w/ Bulb Head	16 1/2	7,5
	41937	—	RIDGID Drain Cleaning Gloves, Leather	1/2	0,2
	70032	—	RIDGID Drain Cleaning Gloves, PVC	1/2	0,2
	59230	A-13	Pin Key For 3/8" Cable	1/2	0,2
	59225	A-12	Pin Key For 1/2" Cable	1/2	0,2
	55017	—	Transport Cart	18	8,2
	60087	A3800 PF.	AUTOFEED® Assembly	7 3/4	3,3
	62412	—	Guide Hose Adapter for Sink Drum	3 1/2	1,6
	59987	—	Cable Rust Inhibitor 1 Gal.	8 1/2	6







Tools Fit 3/8" IC, 3/8" IW and 1/2" IW Cables

C-31, C-32, C-33, C-31IW, C-32IW, C-33IW, C-44IW and C-45IW

	Catalog No.	Model No.	Description	Replacement Blade(s)
	62990	T-201	Straight Auger, 5" Long	—
	62995	T-202	Bulb Auger, 1 1/8" O.D.	—
	63000	T-203	Bulb Auger 7/8" O.D.	—
	54837	T-204	"C" Cutter, 1"	54832
	63005	T-205	"C" Cutter, 1 3/8"	97835
	52812	T-230	H-D "C" Cutter, 2"	92815
	52817	T-231	H-D "C" Cutter, 2 1/2"	92820
	52822	T-232	H-D "C" Cutter, 3"	92835
	63010	T-206	Funnel Auger, 3" Long	—
	63015	T-207	Spiral Cutter, 1 1/4"	97840
	63020	T-208	Spiral Cutter, 1 1/2"	97895
	63025	T-209	Spiral Cutter, 2"	97900
	63030	T-210	Spade Cutter, 1"	97905
	63035	T-211	Spade Cutter, 1 3/8"	97825
	63040	T-212	Spade Cutter, 1 3/4"	92850
	63045	T-213	4-Blade Cutter, 1"	97795
	63050	T-214	4-Blade Cutter, 1 3/8"	97910
	63055	T-215	4-Blade Cutter, 1 3/4"	97915
	63060	T-216	Chain Knocker, 2"	98000
	63065	T-217	Drop Head, 4" Long	—
	55457	T-225	Straight Retrieving Auger	—
	12128	T-240	Tool Set (3/8" - K-400) Includes: – T-202 Bulb Auger – T-211 Spade Cutter – A-13 Pin Key	—
	49002	T-260	Tool Set (3/8" - K-400) Includes: – T-202 Bulb Auger – T-205 "C" Cutter – T-211 Spade Cutter – A-13 Pin Key	—

Tools Fit 1/2" IC Cables

C-44, C-45 and C-46

	Catalog No.	Model No.	Description	Replacement Blade(s)
	62850	T-101	Straight Auger	—
	62855	T-102	Funnel Auger	—
	62865	T-104	"H" Cutter, 2 1/2"	97800
	62880	T-107	Spade Cutter, 1 3/4"	92850
	62930	T-112	4-Blade Cutter, 1 3/4"	97915
	62935	T-113	4-Blade Cutter, 3"	97910
	62940	T-114	Chain Knocker for 3"-4" lines	97985
	27642	T-125	Straight Retrieving Auger	—
	54842	T-141	Knife Blade Cutter, 1 1/2"	54847
	54852	T-142	Knife Blade Cutter, 2 1/2"	97800
	54992	T-270	Tool Set: – T-102 Funnel Auger – T-421 Knife Blade Cutter – T-107 Spade Cutter – A-12 Pin Key	—
	92687		Drop Head Tool Adaptor 1/2"	—

DRAIN CLEANING

K-6200 Drum Machine



Model K-6200



Standard Accessories

- T-406 Spade Cutter.
- T-411 2" Double Cutter.
- T-413 3" Double Cutter.
- T-414 4" Double Cutter.
- T-458 5/8" x 2' Trap Leader (Not Shown).
- Pair Reclining Legs.
- RIDGID Drain Cleaning Gloves.

For 3" to 6" (75-150 mm) Drain/Sewer Lines

Superior maneuverability and a small footprint allow easy access to tight work areas. The Model K-6200 comes equipped with either IC (Inner Core) cable or HD (Heavy Duty Inner Core) cable.

Recommend 5/8" cable for 3" to 6" drain lines up to 200'.

- **Patented Cable Control System** – Causes the drum to slow down when the blade becomes lodged in a blockage. Limits potential for cable flip-over inside the drum.
- **Direct Drive Design** – 1/10 HP universal motor and gearbox bear down as torque builds. Motor sound lets the operator know when blockage is encountered. Drum requires no adjustments to stay aligned and tight on drive shaft.
- **Easy Maintenance Construction** – Separate drum and machine in seconds. Inner drum and guide tube remove easily to maintain or replace cable.
- **Designed Durable and Stable** – Low center of gravity frame design and custom kickstand keep machine firmly anchored during operation. Rugged, corrosion-resistant polyethylene drum is rust and dent proof. Double tubular frame is lightweight and designed for extra strength.
- **AUTOFEED® and Standard Accessories** – Powerful feed mechanism is built to last and is easily maintained. AUTOFEED, toolbox and selection of cutters included in all models.
- Approved by CSA to CSA and UL Standards (115V only).
- Includes RIDGID® PVC drain cleaning gloves and operator's manual.

Specifications

Line Capacity..... 3"- 6" Lines, Up to 200 feet.

Drum Capacity..... 100' of 5/8" Cable.

Motor:

Type..... 115V/60 Hz, Reversible, Universal AC Motor.

Rating..... 1/10 HP, 285 RPM.

Amps..... 5.6.

Weight (Machine & 100 ft. of Cable)..... 180 lbs.

Length..... 29 1/2".

Height..... 43 1/2" (Max).

Width..... 18 3/4".

Machine Options – Power Feed

Catalog No.	Model No.	Description	Weight	
			lb.	kg
95737	K-6200	Machine, Standard Accessories w/5/8" Pigtail	98	44,54
95732	K-6200 w/C-24	Machine, Standard Accessories and 5/8" x 100' Inner Core Cable	180	81,81
93557	K-6200 w/C-24 HD	Machine, Standard Accessories and 5/8" x 100' HD Inner Core Cable	180	81,81

Cables and Flexible Leaders

- Inner Core (IC) cables provide good flexibility and more cleaning power to the cable end.
- Heavy Duty (HD) Inner Core cables have larger wire diameter for a stiffer cable.

	Catalog No.	Model No.	Description	Weight		
				lb.	kg	
5/8" - 16 mm		92460	C-25	25' IC Cable (7,6 m)	24	10,9
		92465	C-26	50' IC Cable (15,2 m)	43	19,5
		92470	C-27	75' IC Cable (22,9 m)	63	28,6
		43647	T-24	100' IC Cable (30,5 m)	84	38,1
		32737	C-27HC	75' HC Cable (22,9 m)	52 3/4	23,9
		58192	C-24HC	100' HC Cable (30,5 m)	70 1/2	32,1
		37628	C-25 HD	25' HD Cable (7,6 m)	24	10,9
		37633	C-26 HD	50' HD Cable (15,2 m)	43	19,5
		37638	C-27 HD	75' HD Cable (22,9 m)	63	28,6
		37643	C-24 HD	100' HD Cable (30,5 m)	84	38,1
		92555	T-458	5/8" (16mm) x 2' (50mm) Leader	2	0,85
		44122	—	5/8" (16mm) Pigtail, 4 1/2" (114mm) Long	2 1/2	1,13

Tools and Replacement Blades – Fits 5/8" IC and HD Cables

C-24, C-25, C-26, C-27, C-24HD, C-25HD, C-26HD, C-27HD, C-24HC, C-27HC

	Catalog No.	Model No.	Description	Replacement	
				Blade(s)	Holder
	92485	T-403	P-Trap Cutter, 3" (75 mm)	92835	92900
	92490	T-404	P-Trap Cutter, 3 1/2" (87 mm)	92840	92900
	92495	T-406	Spade Cutter, 1 3/4" (45 mm)	92850	92915
	92500	T-407	Funnel Retrieving Auger 2 5/8" (65 mm)	—	—
	92505	T-408	Sawtooth Cutter, 3" (75 mm)	92890	92915
	51762	T-409	H-D Bulb Auger, 1 3/4" (45 mm)	—	—
	92510	T-411	Double Cutter, 2" (50 mm)	92815	92905
	92515	T-412	Double Cutter, 2 1/2" (63 mm)	92820	92905
	92520	T-413	Double Cutter, 3" (75 mm)	92825	92910
	92525	T-414	Double Cutter, 4" (100 mm)	92830	92910
	92530	T-416	Double Cutter, 6" (150 mm)	92855	92910
	92535	T-432	3-Blade Cutter 2" (50 mm)	92860	92895
	92540	T-433	3-Blade Cutter 3" (75 mm)	92865	92895
	92545	T-434	3-Blade Cutter 4" (100 mm)	92870	92895
	92550	T-436	3-Blade Cutter 6" (150 mm)	92875	92895

Optional Accessories

Catalog No.	Description
95812	AUTOFEED – K-6200
49032	Front Guide Hose Assembly, 3'
95797	Lifting Hook – K-6200
95792	Swivel Loading Wheel Assembly
95802	K-6200 Drum Assy. w/5/8" Pigtail
95807	K-3800 Drum Assy. w/6200 Adapters
95822	K-3800 to K-6200 Adapter Kit Only
59987	Cable Rust Inhibitor 1 Gal.
91047	Female Repair Coupling for HD & IW Cables
70032	RIDGID PVC Drain Cleaning Gloves
59360	A-3 Toolbox



DRAIN CLEANING

K-750 Drum Machine



Model K-750



Cable advance



Cable retract



Model K-750 with C-100 shown above

For 3" to 8" (75-200 mm) Drain/Sewer Lines

- Powerful, self-contained machine ideal for lateral lines. Easy to transport, minimal set-up – attach a tool and go.
- AUTOFEED® advances, retrieves cable with a push of a lever, up to 20' per minute.
- Versatile AUTOFEED adjusts for either 5/8" or 3/4" cable with a twist of a screwdriver.
 - Recommend 5/8" cable for 3" to 6" drain lines up to 150' (75-150 mm, 48 m).
 - Recommend 3/4" cable for 4" to 8" drain lines up to 200' (100-250 mm, 62 m).
- Cable spins at 200 RPM.
- Tough, corrosion-resistant cable drum withstands harsh treatment and abuse. It will not dent or corrode and cleans easily.
- Drum holds 100 feet of 3/4" (30 m, 19 mm) or 125 feet of 5/8" (35 m, 16 mm) cable and is designed for quick, easy removal.
- Well-balanced design gives machine a lightweight "feel." Transport wheels ease loading into service truck/van.
- Equipped with 1/2 HP induction motor.
- Approved by CSA to CSA and UL Standards (115V only).
- Includes RIDGID® PVC drain cleaning gloves and operator's manual.

Standard 3/4" Tool Set Includes:

- T-406 Spade Cutter.
- T-407 Retrieving Auger.
- T-411 2" Cutter.
- T-413 3" Cutter.
- T-414 4" Cutter.

Standard 5/8" Tool Set Includes:








- T-403 3" P-Trap Cutter.
- T-406 Spade Cutter.
- T-413 3" Cutter.
- T-407 Retrieving Auger.
- T-411 2" Cutter.

Machine Options – AUTOFEED





Catalog No.		Model No.	Description	Weight	
115V-60Hz	230V-50Hz			lb.	kg.
41977	44202	K-750	Machine with RIDGID Drain Cleaning Gloves, AUTOFEED - 3/4" Pigtail	114	51,9
51402	51407	K-750	Machine with RIDGID Drain Cleaning Gloves, AUTOFEED - 5/8" Pigtail	113	51,3
42002	—	K-750 W/C-75	Machine with RIDGID Drain Cleaning Gloves, AUTOFEED, Standard 3/4" Tool Set, and: C-75, 75' x 3/4" Cable	206	93,6
42007	44212	K-750	Machine with RIDGID Drain Cleaning Gloves, AUTOFEED, Standard 3/4" Tool Set, and: C-100, 100' x 3/4" Cable	234	106,3
42012	44217	K-750 W/C-27	Machine with RIDGID Drain Cleaning Gloves, AUTOFEED, Standard 5/8" Tool Set, and: C-27, 75' x 5/8" Cable	182	82,7
47047	—	K-750 W/C-24	Machine with RIDGID Drain Cleaning Gloves, AUTOFEED, Standard 5/8" Tool Set, and: C-24, 100' x 5/8" Cable	182	82,7

Inner Core (IC) Cables



Good flexibility and more cleaning power to the cable end.

	Catalog No.	Model No.	Description	Weight	
				lb.	kg
5/8" - 16 mm	 92460	C-25	25' IC Cable (7,6 m)	24	10,9
	 92465	C-26	50' IC Cable (15,2 m)	43	19,5
	 92470	C-27	75' IC Cable (22,9 m)	63	28,6
	 43647	T-24	100' IC Cable (30,5 m)	84	38,1
3/4" - 20 mm	 92475	C-28	25' IC Cable (7,6 m)	30	13,9
	 92480	C-29	50' IC Cable (15,2 m)	60	27,2
	 41212	C-75	75' IC Cable (22,9 m)	93	42,5
	41697	C-100	100' IC Cable (30,5 m)	122	55,3





Hollow Core Cables

	Catalog No.	Model No.	Description	Weight	
				lb.	kg
5/8" - 16 mm	 32737	C-27HC	75' HC Cable (22,9 m)	52 3/4	23,9
	 58192	C-24HC	100' HC Cable (30,5 m)	70 1/2	32,1
3/4" - 20 mm	 47427	C-75HC	75' HC Cable (22,9 m)	75	34,0
	 47432	C-100HC	100' HC Cable (30,5 m)	100	45,5




Leaders and Pig Tails

	Catalog No.	Model No.	Description	Weight	
				lb.	kg
	92555	T-458	5/8" (16mm) x 2' (50 mm) Leader	2	0,85
	92560	T-468	3/4" (20mm) x 2' (50 mm) Leader	2 3/4	1,25
	44122	—	5/8" (16mm) Pigtail, 4 1/2" (114 mm) Long	2 1/2	1,13
	44117	—	3/4" (20mm) Pigtail, 6" (150mm) Long	3 1/2	1,59

Accessories








	Catalog No.	Model No.	Description	Weight	
				lb.	kg
	43637	A-7558	Drum Only with 5/8" Pigtail	33	15
	41982	A-7534	Drum Only with 3/4" Pigtail	37 1/2	17
	43642	A-75	AUTOFEED Assembly	8	3,5
	41992	—	C-100 IC Kit w/Tools 3/4" x 100'		
	49032	—	Front Guide Hose Assembly	3	1,3
	41937	—	RIDGID Leather Drain Cleaning Gloves	1/2	0,2
	70032	—	RIDGID PVC Drain Cleaning Gloves	1/2	0,2
	59360	A-3	Tool Box	5	2,3
	59987	—	Cable Rust Inhibitor 1 GAL.	8.5	3,9

Repair Fittings for IC & HC Cables

	Catalog No.	Model No.	Description	oz.	g
	31487	A-7570	5/8" (16mm) Repair Splicer	1 1/2	43
	92805	A-6582	5/8" (16mm) Male Coupling	1	28
	92810	A-6583	5/8" (16mm) Female Coupling	2	57
	31492	A-7571	3/4" (20mm) Repair Splicer	2	57
	92880	B-6840	3/4" (20mm) Male Coupling	1	28
	92885	B-6841	3/4" (20mm) Female Coupling	2	57

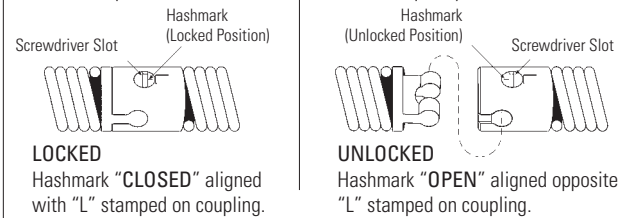
Tools and Replacement Blades – Fit 5/8" (16 mm) and 3/4" (20 mm) Cables

C-24, C-25, C-26, C-27, C-28, C-29, C-75, C-100, C-27HC, C-24HC, C-75HC and C-100HC

	Catalog No.	Model No.	Description	Replacement	
				Blade(s)	Holder
	92485	T-403	P-Trap Cutter, 3" (75 mm)	92835	92900
	92490	T-404	P-Trap Cutter, 3 1/2" (87 mm)	92840	92900
	92495	T-406	Spade Cutter, 1 3/4" (45 mm)	92850	92915
	92500	T-407	Funnel Retrieving Auger 2 3/16" (65 mm)	—	—
	92505	T-408	Sawtooth Cutter, 3" (75 mm)	92890	92915
	51762	T-409	H-D Bulb Auger, 1 3/4" (45 mm)	—	—
	92510	T-411	Double Cutter, 2" (50 mm)	92815	92905
	92515	T-412	Double Cutter, 2 1/2" (63 mm)	92820	92905
	92520	T-413	Double Cutter, 3" (75 mm)	92825	92910
	92525	T-414	Double Cutter, 4" (100 mm)	92830	92910
	92530	T-416	Double Cutter, 6" (150 mm)	92855	92910
	92535	T-432	3-Blade Cutter 2" (50 mm)	92860	92895
	92540	T-433	3-Blade Cutter 3" (75 mm)	92865	92895
	92545	T-434	3-Blade Cutter 4" (100 mm)	92870	92895
	92550	T-436	3-Blade Cutter 6" (150 mm)	92875	92895

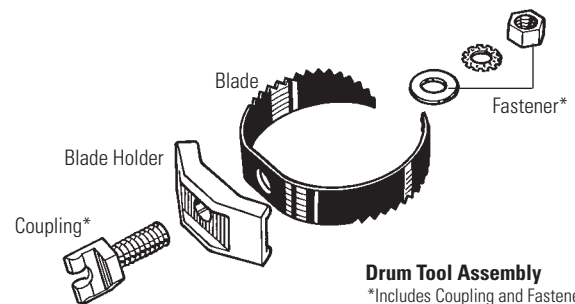
QUICK-CONNECT CABLE & TOOLS

Rotate pin one-half turn in either direction to quickly add cable or tools:



Coupling features stainless steel pin and spring; eliminates need for punches, stands, or expansion pins.

For C-24, C-25, C-26, C-27, C-28, C-29, C-75, C-100, C-27HC, C-24HC, C-75HC, and C-100HC.



DRAIN CLEANING

K-7500 Drum Machine



Model K-7500

For 3" to 10" (75-250 mm) Lines

- The performance, cable control, durability, and maneuverability demanded by professional users. Ideal for any tough job, such as roots – up to 250'.
 - Recommend 5/8" cable for 3" to 6" drain lines up to 250' (75-150 mm, 76 m).
 - Recommend 3/4" cable for 4" to 10" drain lines up to 250' (100-250 mm, 76 m).
- Cable spins at 200 RPM.
- Powerful, yet quiet, 1/2 HP universal motor and gearbox bear down as cutter engages tough obstructions.
 - Provides audible and visual signals to operator.
- Inner-drum and ball bearing distributor arm work with motor/gearbox system to reduce chance of cable flip-over inside the drum.
- Main and inner drums won't rust, split or dent – ever, and clean easily for professional appearance. Main drum holds up to 100' of 3/4" cable or 125' of 5/8" cable.
- Powerful AUTOFEED® mechanism has grease fittings and an open design for easy maintenance; advances and retrieves cable up to 22' per minute.
- Two position stair climber eases transport and loading – eliminates extra cost for loading wheels.
- Narrow profile allows machine to fit through bathroom doors.
- Handles adjust to desired height to ensure balanced transport.
- Includes RIDGID® PVC drain cleaning gloves and operator's manual.
- Approved by CSA to CSA and UL Standards (115V only).

Standard Accessories

- T-406 Spade Cutter.
 - T-407 Retrieving Auger.
 - T-411 2" Double Cutter.
 - T-413 3" Double Cutter.
 - T-414B 4" Double Cutter - (Blade only).
 - T-416B 6" Double Cutter - (Blade only).
 - T-408 Sawtooth Cutter.
 - T-403 3" P-Trap Cutter.
 - T-468 3/4" Flexible Leader.
- Tool Box, Hex Key, RIDGID PVC Drain Cleaning Gloves.

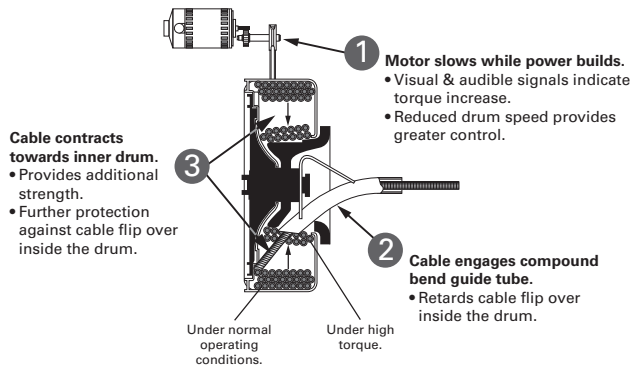


For 5/8" machine packages (Catalog Nos. 61102), the T-468 Leader is replaced with the T-458 Leader and the 6" Double Cutter Blade is eliminated.

Machine Options – Power Feed

Catalog No.		Model No.	Description	Weight	
115V	220-240V			lb.	kg.
59562	61542	K-7500	Machine w/3/4" Pigtail and Standard Accessories	150	86,2
61102	61522	K-7500	Machine w/5/8" Pigtail and Standard Accessories	149	67,8
60062	–	K-7500 w/C-75	Machine, Standard Accessories, and 3/4" x 75' Inner Core Cable	244	110,9
60052	–	K-7500 w/C-100	Machine, Standard Accessories, and 3/4" x 100' Inner Core Cable	272	123,7

Cable Control & Performance – When Tool Engages Tough Obstructions

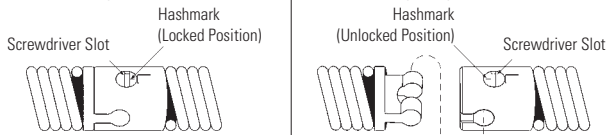


Accessories

	Catalog No.	Model No.	Description	Weight	
				lb.	kg
	60042	A-7534D	Drum Assembly w/3/4" Pigtail	31	14
	61107	A-7558D	Drum Assembly w/5/8" Pigtail	30	13,6
	60047	A-75DR	Drum Only	20	9
	60032	A-75PF	AUTOFEED Assembly	10	4,5
	60037		AUTOFEED Spacers		
	41992		C-100 IC Kit w/Tools 3/4" x 100'		
	49032	—	Front Guide Hose Assembly	3	1,3
	41937	—	RIDGID Leather Drain Cleaning Gloves	1/2	0,2
	70032	—	RIDGID PVC Drain Cleaning Gloves	1/2	0,2
	59360	A-3	Tool Box	5	2,3
	59987		Cable Rust Inhibitor 1 GAL.	8.5	3,9
				oz.	g
	31487	A-7570	5/8" (16 mm) Repair Splicer	1 1/2	43
	92805	A-6582	5/8" (16 mm) Male Coupling	1	28
	92810	A-6583	5/8" (16 mm) Female Coupling	2	57
	31492	A-7571	3/4" (20 mm) Repair Splicer	2	57
	92880	B-6840	3/4" (20 mm) Male Coupling	1	28
	92885	B-6841	3/4" (20 mm) Female Coupling	2	57

QUICK-CONNECT CABLE & TOOLS

Rotate pin one-half turn in either direction to quickly add cable or tools:



Coupling features stainless steel pin and spring; eliminates need for punches, stands, or expansion pins.

Inner Core (IC) Cables

Good flexibility and more cleaning power to the cable end.

	Catalog No.	Model No.	Description	Weight	
				lb.	kg
5/8" 16 mm	92460	C-25	25' IC Cable (7,6 m)	24	10,9
	92465	C-26	50' IC Cable (15,2 m)	43	19,5
	92470	C-27	75' IC Cable (22,9 m)	63	28,6
	43647	C-24	100' IC Cable (30,5 m)	84	38,1
3/4" 20 mm	92475	C-28	25' IC Cable (7,6 m)	30	13,9
	92480	C-29	50' IC Cable (15,2 m)	60	27,2
	41212	C-75	75' IC Cable (22,9 m)	93	42,5
	41697	C-100	100' IC Cable (30,5 m)	122	55,3

Hollow Core Cables

	Catalog No.	Model No.	Description	Weight	
				lb.	kg
5/8" 16 mm	32737	C-27HC	75' HC Cable (22,9 m)	52 3/4	23,9
	58192	C-24HC	100' HC Cable (30,5 m)	70 1/2	32,1
3/4" 20 mm	47427	C-75HC	75' HC Cable (22,9 m)	75	34,0
	47432	C-100HC	100' HC Cable (30,5 m)	100	45,5

Leaders and Pig Tails

	Catalog No.	Model No.	Description	Weight	
				lb.	kg
	92555	T-458	5/8" (16mm) x 2' (50mm) Leader	2	0,85
	92560	T-468	3/4" (20mm) x 2' (50mm) Leader	2 3/4	1,25
	44122	—	5/8" (16mm) Pigtail, 4 1/2" (114mm) Long	2 1/2	1,13
	44117	—	3/4" (20mm) Pigtail, 6" (150mm) Long	3 1/2	1,59

Tools and Replacement Blades – Fit 5/8" (16 mm) and 3/4" (20 mm) Cables

C-24, C-25, C-26, C-27, C-28, C-29, C-75, C-100, C-27HC, C-24HC, C-75HC and C-100HC

	Catalog No.	Model No.	Description	Replacement	
				Blade(s)	Holder
	92485	T-403	P-Trap Cutter, 3" (75 mm)	92835	92900
	92490	T-404	P-Trap Cutter, 3 1/2" (87 mm)	92840	92900
	92495	T-406	Spade Cutter, 1 3/4" (45 mm)	92850	92915
	92500	T-407	Funnel Retrieving Auger 2 1/8" (65 mm)	—	—
	92505	T-408	Sawtooth Cutter, 3" (75 mm)	92890	92915
			H-D Bulb Auger, 1 3/4" (45 mm)	—	—
			Double Cutter, 2" (50 mm)	92815	92905
			Double Cutter, 2 1/2" (63 mm)	92820	92905
	92520	T-413	Double Cutter, 3" (75 mm)	92825	92910
	92525	T-414	Double Cutter, 4" (100 mm)	92830	92910
	92530	T-416	Double Cutter, 6" (150 mm)	92855	92910
	92535	T-432	3-Blade Cutter 2" (50 mm)	92860	92895
	92540	T-433	3-Blade Cutter 3" (75 mm)	92865	92895
	92545	T-434	3-Blade Cutter 4" (100 mm)	92870	92895
	92550	T-436	3-Blade Cutter 6" (150 mm)	92875	92895

DRAIN CLEANING

K-750R Drum Machine



Model K-750R with 5/8" x 100' Cable and Standard Tools

For 3" to 6" (75-150 mm) Drain Lines

The Model K-750R is a self-contained drain cleaner ideal for lateral drain lines from 3" to 6". Easy-to-transport, narrow design for small entry ways and minimal setup make this machine ideal for tough mainline work.

Comes equipped with a large blade assortment to handle numerous applications. Clears roots, debris and foreign objects out of main lines, storm drains, house laterals and leach lines.

- Clear access to drum allows immediate view of cable for inspection plus easier and faster cleaning of drum and cable.
- Patented Cable Control System slows the drum, should cable or blade become completely lodged in blockage.
- Heavy Duty (HD) Inner Core Cables have a larger wire diameter for a stiffer cable.

Typical Applications

- Main Lines, Storm Drains, Septic Lines, Building Drains.

Specifications

- ½ HP, 115V, 60Hz Reversible Induction Motor.
- 200 RPM.
- Air Activated Foot Switch.
- Weight 194 lbs.
- Dual Kickstands.
- New Torque Limiter Feature.
- Lean, Well-Balanced Design for Easy One-Man Transport and Operation.

Standard Equipment

- One C-24 HD Cables (5/8" x 100' HD Inner Core).
- One T-406 Spade Cutter.
- One T-403 P-Trap Cutter.
- One T-411 2" "C" Cutter.
- One T-413 3" "C" Cutter.
- One T-414 4" "C" Cutter.
- One A-3 Tool Box.

Includes RIDGID® leather drain cleaning gloves and operator's manual.






























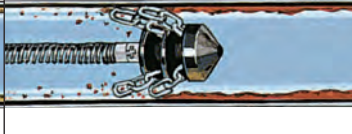


K-750R Accessories

Catalog No.	Model No.	Description
92495	T-406	Spade Cutter
92485	T-403	P-Trap Cutter
92510	T-411	2" "C" Cutter
92520	T-413	3" "C" Cutter
92525	T-414	4" "C" Cutter
37753	C-24 HD	5/8" x 100' Heavy Duty Inner Core Cable
43642	A-75	AUTOFEED® Assembly
41937	—	RIDGID Leather Drain Cleaning Gloves
59360	A-3	Tool Box
10863	—	5/8" HD Cable Repair Coupling for K-750R

Machine Ordering Information

Catalog No.	Model No.	Description	Weight	
			lb.	kg
83557	K-750R	5/8" Open Cage Drum Machine w/5/8" x 100' HD Inner Core Cable; 2", 3", 4" "C" Cutters; P-Trap Cutter; Spade Blade; Tool Box; RIDGID Leather Drain Cleaning Gloves	194	98

DRAIN CLEANING

<p>Drop Head Auger For cleaning back to back mounted fixtures e.g., sinks where cable needs to be led into down pipe.</p>  	<p>Straight Auger For use in exploring and breaking up stoppages or returning sample to surface to determine correct tool.</p>  	<p>Funnel Auger For use as second tool in line. Breaks up remains of stoppage left by straight auger.</p>  	<p>Hook Auger For heavy and dense root stoppages in pipes that require hooking and breaking up.</p>  
<p>Retrieving Auger For searching for cable which is broken or lost in line.</p>  	<p>Spade Cutter For following up after augers have been used and to open up floor drains.</p>  	<p>Four Blade Saw Tooth Cutter For blockages caused by hardened, glazed material such as chemical deposits.</p>  	<p>Grease Cutter For lines which have become badly greased with detergents and have to be opened.</p>  
<p>Spiral Saw Tooth Cutter For clearing any stoppage, roots, rags, sticks, etc.</p>  	<p>Saw Tooth Cutter For cleaning lines blocked heavily with roots. Unique design permits cutter to be removed from damaged pipe without locking.</p>  	<p>Spiral Bar Cutter For main sewers blocked by roots, leaf debris, sticks, sawdust, cloth, and sacking.</p>  	<p>Sharktooth Cutter For use in cleaning pipes of general material clinging to pipe walls.</p>  
<p>Grease "C" Cutter For grease blockage in lines leading from garbage disposal unit or waste pipe.</p>  	<p>Expanding Finish Cutters For final removal of material adhering to walls and certain roots of fibrous nature.</p>  	<p>Chain Knocker For use when vigorous action is required for cleaning of scale in pipes and boiler tubes.</p>  	<p>Flue Brush For use for finish cleaning required of boiler tubes and heat exchangers.</p>  

(TOOLTIP)

Always start with a straight auger to try and determine what you are trying to clean. Then chose the correct cutter to clear the drain.

DRAIN CLEANING

K-50 Sectional Machine



Model K-50-8 shown below includes:

- K-50 Machine.
- A-17-A, Adapter includes: 25' x 5/16", C-1 Bulb Auger Cable.
- A-17-B, Adapter includes: 35' x 3/8", C-5 Bulb Auger Cable.
- A-1 RIDGID Drain Cleaning Mitt.



For 3/4" to 4" (19-100 mm) Drain Lines

- Compact, versatile, professional's machine. Capable of running three different size cables: 5/16", 3/8" and 5/8". The perfect, all-around sink, shower and floor drain machine. Weighs less than 40 lbs.
- Unique, easy-to-use, instant-acting cable clutch maximizes operator control:
 - Pull handle down and cable spins at 400 RPM.
 - Release handle, cable stops instantly.
- Uses sections of 5/8" cable, cleans 1 1/4" to 4" lines up to 100 feet.
 - C-8 best for 1 1/4"-3" drains.
 - C-9 best for 2 - 4" drains.
- Equipped with an A-17 adapter, runs up to 50 feet of 5/16" (15 m/8 mm) or 35 feet of 3/8" (11 m/10 mm) continuous length cable.
 - 5/16" best for 3/4" to 1 1/2" lines.
 - 3/8" best for 1 1/4" to 2" lines.
- Equipped with 1/8 HP 115V motor.
- Includes A-1 RIDGID® drain cleaning mitt and operator's manual.
- Approved by CSA to CSA and UL Standards (115V only).




Machine Options

Catalog No.		Model No.	Description	Weight	
115V	230V			lb.	kg
58920	76455	K-50	Machine with A-1 RIDGID drain cleaning mitt	37	16,8
58960	76475	K-50-4	Machine, with: – A-30 Cable Kit	61	27,7
58980	76485	K-50-6	Machine, with: – A-17-A Adapter – A-30 Cable Kit	67	30,4
59000	76495	K-50-8	Machine, with: – A-17-A Adapter – A-17-B Adapter – A-30 Cable Kit	77	34,9
52972	—	K-50-9	Machine, with: – A-40 Cable Kit	74	33,6


A-30 Cable Kit Includes:

- Six Sections C-8, 7 1/2' x 5/8" Cable (45 feet).
- A-10 Cable Carrier.
- T-201 Straight Auger.
- T-202 Bulb Auger.
- T-205 "C" Cutter.
- T-211 Spade Cutter.
- A-13 Coupling Pin Key.
- A-14-6 Rear Guide Hose.
- A-1 Left-Hand RIDGID Drain Cleaning Mitt.

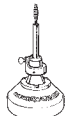
Cables

	Catalog No.	Model No.	Description	Weight	
				lb.	kg
5/8" - 16 mm 	62265	C-7	7½' (2.3 m) Tight-Wind	4	1,8
	62270	C-8	7½' (2.3 m) All-Purpose Wind	3	1,4
	25046	C-8PC	7½' (2.3 m) All-Purpose Wind w/ Plastic Core	3½	1,6
	51317	C-9	10' (3.1m) Heavy-Duty Wind	4¾	2,1
3/8" - 10 mm 	62245	C-4	25' (7.6 m) w/Male Coupling	4½	2,0
	62250	C-5	35' (10.7 m) w/Bulb Auger	8¼	3,8
	62260	C-6	35' (10.7 m) w/Male Coupling	8¼	3,8
	96037	C-6IC	35' (10.7 m) w/Male Coupling	8½	4,0
5/16" - 8 mm 	62225	C-1	25' (7.6 m) w/Bulb Auger	3½	1,6
	56782	C-11C	25' (7.6 m) Inner Core w/ Bulb Auger	4	1,8
	89400	C-21	50' (15.2m) w/Bulb Auger	7	3,2
	62235	C-2	25' (7.6 m) w/Drop Head Auger	3½	1,6
	56787	C-21C	25' (7.6 m) Inner Core w/Drop Head Auger	4	1,8
	89405	C-22	50' (15.2m) w/Drop Head Auger	7	3,2







Cable Kits

	Catalog No.	Model No.	Cable	Tools & Accessories	Weight	
					lb.	kg
	59365	A-30	Six Sections: C-8, ¾" x 7½" (45', 13.7m)	T-201 Straight Auger T-202 Bulb Auger T-205 "C" Cutter T-211 Spade Cutter A-13 Coupling Pin Key A-10 Cable Carrier A-14-6 Rear Guide Hose A-1 Left-Hand RIDGID Drain Cleaning Mitt	20	9,1
	59370	A-30TW	Six Sections: C-7, 5/8" x 7½" (45', 13.7m) Tight-Wind	Same as A-30	30	13,6
	52962	A-40	Six Sections: C-9, 5/8" x 10' (60', 18.3 m)	T-206 Funnel Auger T-215 4-Blade Cutter T-231 "C" Cutter A-13 Coupling Pin Key A-10 Cable Carrier A-14-10 Rear Guide Hose A-1 Left-Hand RIDGID Drain Cleaning Mitt	37	16,8

Adapters









	Catalog No.	Model No.	Description	Weight	
				lb.	kg
	59250	A-17-A	Adapter With 25' x 5/16" Cable w/Bulb Auger	8	3,6
	59255	A-17-B	Adapter With 35' x 5/16" Cable w/Bulb Auger	13	5,9
	59265	A-17-C	Adapter With 35' x 3/8" Cable w/Male Coupling	13	5,9
	92095	A-17-D	Adapter With 50' x 5/16" Cable w/Bulb Auger	12	5,4
	92100	A-17-E	Adapter With 50' x 5/16" Cable w/Drop Head	12	5,4

Accessories

	Catalog No.	Model No.	Description	Weight	
				lb.	kg
	59235	A-14-6	6' Rear Guide Hose	5	2,3
	84325	A-14-10	10' Rear Guide Hose	7	3,2
	59270	A-18	Front Guide Hose Assembly	9	4,1
	59210	A-10	Cable Carrier (Holds 90' C-8, C-9)	3¼	1,5
	59205	A-1	Left-Hand RIDGID Drain Cleaning Mitt	½	0,2
	59295	A-2	Right-Hand RIDGID Drain Cleaning Mitt	½	0,2
	59230	A-13	Pin Key For 5/8" Cable	1/8	0,1
	59450	A-3179	K-50 Jaw Set	1½	0,7

Tools - Fits 3/8" Drum and 5/8" Sectional Cables

C-4, C-6, C-7, C-8 and C-9

	Catalog No.	Model No.	Description	Replacement Blade(s)
	62990	T-201	Straight Auger, 5" Long	—
	62067	T-201A	Straight Flex Auger	—
	62995	T-202	Bulb Auger, 1½" O.D.	—
	63000	T-203	Bulb Auger, 7/8" O.D.	—
	54837	T-204	"C" Cutter 1"	54832
	63005	T-205	"C" Cutter 1¾"	97835
	52812	T-230	H-D "C" Cutter, 2"	92815
	52817	T-231	H-D "C" Cutter, 2½"	92820
	52822	T-232	H-D "C" Cutter, 3"	92835
	63010	T-206	Funnel Auger, 3" Long	—
	63015	T-207	Spiral Cutter, 1¼"	97840
	63020	T-208	Spiral Cutter, 1½"	97895
	63025	T-209	Spiral Cutter, 2"	97900
	63030	T-210	Spade Cutter, 1"	97905
	63035	T-211	Spade Cutter, 1¾"	97825
	63040	T-212	Spade Cutter, 1¾"	92850
	63045	T-213	4-Blade Cutter, 1"	97795
	63050	T-214	4-Blade Cutter, 1¾"	97910
	63055	T-215	4-Blade Cutter, 1¾"	97915
	63060	T-216	Chain Knocker, 2"	98000
	63065	T-217	Drop Head, 4" Long	—
	63280	T-218	Flue Brush, 3"	—
	63070	T-219	Flue Brush, 2½"	—
	63080	T-220	Flue Brush, 2"	—
	63220	T-221	Flue Brush, 1½"	—
	55457	T-225	Straight Retrieving Auger	—
	12128	T-240	Tool Set (¾"-K-380) - T-202 Bulb Auger - T-211 Spade Cutter - A-13 Pin Key	—
	48482	T-250	Tool Set includes: - T-203 - T-205 - T-210 - T-217 - A-13	—

DRAIN CLEANING

K-60SP Sectional Machine



Model K-60SP

For 1¼" to 4" (32-100 mm) Drain Lines

- A compact machine for institutional, commercial or residential cleaning. Also ideal for septic tank vacuum truck operators. Small enough to fit into cramped spaces, yet powerful enough to clear tough blockages.
- Ideal for rooftop vent stacks. Rear handle allows for easy transporting up ladders and onto rooftops.
- Unique, easy-to-use, instant-acting cable clutch maximizes operator control.
 - Push handle down, cable spins at 600 RPM.
 - Release handle, cable stops instantly.
- Simple adjustment knob allows unit to spin both 7⁄8" (22 mm) and 5⁄8" (16 mm) diameter cable. Adjusts in seconds.
 - 7⁄8" cable (C-10) cleans 2" to 4" lines through 150 feet.
 - 5⁄8" cable (C-7, C-8, C-9) cleans 1¼" to 4" lines through 125 feet.
- Remove only two bolts to access jaw set for cleaning or replacement. Removal of same bolts provides access to belt drive.
- Equipped with ½ HP motor.
- Includes A-1 RIDGID® drain cleaning mitt and operator's manual.
- Approved by CSA to CSA and UL Standards (115V only).

Machine Options

Catalog No.		Model No.	Description	Weight	
115V	220-240V			lb.	kg.
66492	66512	K-60SP	Machine with RIDGID Drain Cleaning Mitt, A-12 Pin Key, and A-60-12 Rear Guide Hose	41	18,6
66497	66517	K-60SP-SE	Machine with RIDGID Drain Cleaning Mitt, A12 Pin Key, and A-60-12 Rear Guide Hose, plus: A-61 Tool Kit, A-62 Cable Kit	92	41,7



K-60SP-SE shown above includes:

- K-60SP Machine.
- A-1 RIDGID Drain Cleaning Mitt.
- A-60-12 Rear Guide Hose.
- A-62 Cable Kit, includes:
 - A-8 Cable Carrier.
 - Five Sections Of C-10, 7⁄8" Cable, Total 75 Feet.
- A-61 Tool Kit, includes:
 - T-101 Straight Auger.
 - T-102 Funnel Auger.
 - T-107 Spade Cutter.
 - T-125 Retrieving Auger.
 - T-150-1 Sharktooth Cutter.
 - A-3 Tool Box.
 - A-12 Pin Key.






Cables and Leaders






	Catalog No.	Model No.	Description	Weight	
				lb.	kg
7/8" - 22 mm	62275	C-10	15' All-Purpose Wind (4,6 m)	9½	4,3
	25036	C-10PC	15' All-Purpose Wind (4,6 m) w/ Plastic Core	10	4,5
	30007	T-127	¾" (22mm) Trap Leader	2	0,9
5/8" - 16 mm	51317	C-9	10' Heavy-Duty* (3 m)	5	2,2
	62270	C-8	7½' All-Purpose Wind* (2,3 m)	3	1,4
	25046	C-8PC	7½' All-Purpose Wind w/Plastic Core (2,3 m)	3½	1,5
	62265	C-7	7½' Tight-Wind* (2,3 m)	4	1,8

*Tools for C-7, C-8 and C-9 Cables see page 12.25.





Cable Kits and Tool Kit

	Catalog No.	Model No.	Description	Weight	
				lb.	kg
	61630	A-62	Standard Equipment Cable Kit for K-60-SE, includes – Five Sections C-10, ¾" (22 mm) x 15' (4,6 m) Cable – A-8 Cable Carrier	43	19,5
	61625	A-61	Standard Equipment Tool Kit for K-60-SE, includes –T-101 Straight Auger –T-102 Funnel Auger –T-107 Spade Cutter –T-125 Retriving Auger –T-150-1 Sharktooth Cutter –A-3 Tool Box –A-12 Pin Key	8	3,6
	48472	A-35	5/8" (16 mm) Cable Kit, includes: Six Sections C-8, 5/8" x 7½" Cable 37.5' (11,5 m) –A-10 Cable Carrier –T-201 Straight Auger –T-202 Bulb Auger –T-205 "C" Cutter –A-13 Coupling Pin Key	18	8,2











Accessories

	Catalog No.	Model No.	Description	Weight	
				lb.	kg
	59360	A-3	Tool Box	5	2,3
	59205	A-1	Left-Hand RIDGID Drain Cleaning Mitt	½	0,2
	59295	A-2	Right-Hand RIDGID Drain Cleaning Mitt	½	0,2
	59230	A-13	Pin Key For 5/8" (16mm) Cable	½	0,1
	61615	A-60-12	12' Rear Guide Hose For K-60	12	5,5
	76575	A-60-16	16' Rear Guide Hose For K-60	15 ½	7,0
	59445	A-5	Grease Gun	½	0,2

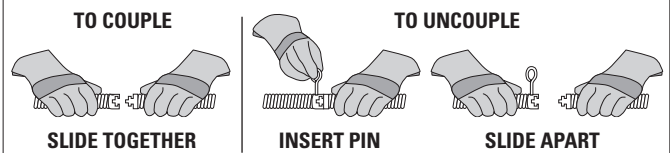
Accessories

	Catalog No.	Model No.	Description	Weight	
				lb.	kg
	59470	A-8	Cable Carrier (Holds 75' ¾" (22 mm) Cable/C-10)	5½	2,5
	59210	A-10	Cable Carrier (Holds 45' ¾" (22 mm) Cable/C-10) (Holds 90' 5/8" (16 mm) Cable/C-7, C-8, C-9)	3½	1,5
	59425	A-36	Cable Caddy	15	6,8
	65687	–	K-60SP Replacement Jawset	¾	0,3

Tools – Fits 7/8" Sectional Cable (C-10)

	Catalog No.	Model No.	Description	Replacement Blade(s)
	62850	T-101	Straight Auger	—
	62855	T-102	Funnel Auger	—
	27642	T-125	Straight Retrieving Auger	—
	62860	T-103	Sawtooth Cutter, 2½" (63 mm)	98070
	62865	T-104	"H" Cutter, 2½" (63 mm)	97800
	62870	T-105	Grease Cutter, 2½" (63 mm)	97920
	62875	T-106	Grease Cutter, 3½" (89 mm)	97925
	62880	T-107	Spade Cutter, 1¾" (45 mm)	92850
	62915	T-109	Spiral Sawtooth Cutter, 1½" (45 mm)	97930
	62920	T-110	Spiral Sawtooth Cutter, 2¼" (57 mm)	97935
	62925	T-111	Spiral Sawtooth Cutter, 3" (75 mm)	92890
	62930	T-112	4-Blade Cutter, 1¾" (45 mm)	97915
	62935	T-113	4-Blade Cutter, 3" (75 mm)	97940
	62940	T-114	Chain Knocker	97985
	98050	T-150	Sharktooth Cutter 3" and 4" (75 and 100 mm)	See Below
	98055	T-150-1	Sharktooth Cutter 3" (75 mm) Blade	98005
	98060	T-150-2	Sharktooth Cutter 4" (102 mm) Blade	98010

FAST, SIMPLE METHOD TO CONNECT TOOLS



For C-4, C-6, C-7, C-8, C-9, C-10, C-11, C-12, C-14, C-15, C-31, C-32, C-33, C-44, C-45, and C-46.

DRAIN CLEANING

K-1500 Sectional Machine



Model K-1500B
(B-Frame)



Model K-1500A
(A-Frame)



Model K-1500 B W/C-11 shown above includes:

- K-1500 B Machine with A-1 RIDGID Drain Cleaning Mitt, A-12 Pin Key and A-34-12 Rear Guide Hose.
- Seven Sections of 1¼" (C-11) Cable, Total 105 Feet.
- Two A-8 Cable Carriers.
- Nine-Piece Tool Set includes:
 - T-1 Straight Auger.
 - T-3 Funnel Auger.
 - T-6 Retrieving Auger.
 - A-3516 Hex Key.
 - T-13 Sawtooth Cutter.
 - T-50-1 Sharktooth Cutter.
 - A-2864 Hex Key.
 - T-8 Grease Cutter.
 - A-3 Tool Box.

For 2" to 8" (50-200 mm) Drain and Sewer Lines

- The finest all-around sewer and drain cleaning machine. One man can easily clean the heaviest blockages – indoors or out. High-speed cleaning gets the job done faster...better.
- Unique, easy-to-use, instant-acting cable clutch maximizes operator control:
 - Pull handle down, cable spins at constant 710 RPM.
 - Release handle, cable stops instantly.
- Wheels to the job site – sets up fast, cleans up fast.
- Low-profile "B" frame design will fit most crawl spaces, loads and unloads from truck easily. Upright "A" frame features cable carrier storage during transport, ideal for in-house applications.
- Equipped to run, easy to handle, 15-foot sections of 1¼" cable to clean 3" to 8" (32 m-200 mm) lines to 200 feet (61 m).
- Easy clutch jaw change-out adapts K-1500 to run 15-foot sections of 7⁄8" (4.6/22mm) cable through 2" to 4" lines up to 175 feet (50-100 mm, 53 m).
- Equipped with ¾ HP motor; 115V Models.
- Includes RIDGID® drain cleaning mitt and operator's manual.
- Approved by CSA to CSA and UL Standards (115V only).

Machine Options – B Frame

Catalog No.			Model No.	Description	Weight	
115V-60Hz	230V-50Hz	240V-50Hz			lb.	kg
23697	27617	–	K-1500B	Machine with A-1 RIDGID Drain Cleaning Mitt, A-12 Pin Key, and A-34-12 Rear Guide Hose	135	61,3
23717	27597	27637	K-1500B	Machine with A-1 RIDGID Drain Cleaning Mitt, A-12 Pin Key, and A-34-12 Rear Guide Hose, Plus: – Seven Sections 1¼" (C-11)* Cable, Total 105 Feet – Two A-8 Cable Carriers – Nine-Piece 1¼" Tool Set	256	116,1
23707	–	–	K-1500B	Machine with A-1 RIDGID Drain Cleaning Mitt, A-12 Pin Key, and A-34-12 Rear Guide Hose, Plus: – Seven Sections 1¼" (C-11)* Cable, Total 105 Feet – Two A-8 Cable Carriers – Nine-Piece 1¼" Tool Set	256	116,1

Machine Options – A Frame

Catalog No.		Model No.	Description	Weight	
115V-60Hz	240V-50Hz			lb.	kg
23692	27612	K-1500A	Machine with A-1 RIDGID Drain Cleaning Mitt, A-12 Pin Key, A-34-12, Pin Key and A 34-12 Rear Guide Hose	135	61,3
23712	27592	K-1500A	Machine with A-1 RIDGID Drain Cleaning Mitt, A-12 Pin Key, and A-34-12 Rear Guide Hose, Plus: – Seven Sections 1¼" (C-11)* Cable, Total 105 Feet – Two A-8 Cable Carriers – Nine-Piece 1¼" Tool Set	256	116,1
23702	–	K-1500A	Machine with A-1 RIDGID Drain Cleaning Mitt, A-12 Pin Key, and A-34-12 Rear Guide Hose, Plus: – Seven Sections 1¼" (C-14)* Cable, Total 105 Feet – Two A-8 Cable Carriers – Nine-Piece 1¼" Tool Set	256	116,1

*A-369-X 1¼" Jaw Set.

Instant-Acting Clutch



Engage clutch, cable spins



Release handle, cable stops instantly

Cables, Leaders and Cable Kits

	Catalog No.	Model No.	Description	Weight	
				lb.	kg
1 1/4" - 32 mm	62280	C-11	15' Standard All-Purpose Wind. 3/8" Pitch. Good for 4" Traps, 3"- 8" Lines	16	7,3
		C-11PC	15' Standard All-Purpose Wind w/ Plastic Core. 3/8" Pitch. Good for 4" Traps, 3"- 8" Lines	17,6	8
	62285	C-12	15' Extra-Heavy-Duty Wind. 3/8" Pitch. Recommended For 4"-10" Long Runs, No 4" Traps	19	8,6
		C-14	15' Heavy-Duty Wind. 1/2" Pitch. Recommended For 3"-10" Lines Through Cleanout, No 4" Traps	16	6,8
	62300	C-15	15' Extra-Flexible Wind. 1/2" Pitch. Recommended for 3"- 6" Lines Good for Traps	12	5,5
	63090	T-27	1 1/4" x 25' Leader	2 3/4	1,2
7/8" - 22 mm	62275	C-10	15' Standard, All-Purpose Wind*	9 1/2	4,3
		C-10PC	15' Standard, All-Purpose Wind w/ Plastic Core*	10	4,5

*To adapt K-1500 to run 7/8" cable requires A-388X Jawset and 7/8" Cable Kit. See page 12.27 for tools for 7/8" cables.

	61630	A-62	7/8" Cable Kit includes: - Five sections C-10, 7/8" x 15' Cable (75', 23m) - A-8 Cable Carrier	43	19,5
	61625	A-61	7/8" Tool Kit includes: - T-101 Straight Auger - T-102 Funnel Auger - T-107 Spade Cutter - T-125 Retrieving Auger - T-150-1 Sharktooth Cutter - A-3 Tool Box - A-12 Pin Key	8	3,6

Accessories

	Catalog No.	Model No.	Description	Weight	
				lb.	kg
	59470	A-8	Cable Carrier, 60-Foot Capacity (1 1/4")	5 1/2	2,5
		A-9	Cable Carrier, 150-Foot Capacity (1 1/4")	14	6,4
	59415 59395 59400	A-34-10	10-Foot Rear Guide Hose	13 3/8	6,2
		A-34-12	12-Foot Rear Guide Hose	20	9,1
		A-34-16	16-Foot Rear Guide Hose	26 1/2	12,0
	59300	A-20	8-Foot Front Guide Hose Assembly	25	11,4

Accessories

	Catalog No.	Model No.	Description	Weight	
				lb.	kg
	59205 59295	A-1	Left-Hand RIDGID Drain Cleaning Mitt	1/2	0,2
		A-2	Right-Hand RIDGID Drain Cleaning Mitt	1/2	0,2
	62467	A-1HD	Heavy-Duty Left-Hand RIDGID Drain Cleaning Mitt	1/2	0,2
	62472	A-2HD	Heavy-Duty Right-Hand RIDGID Drain Cleaning Mitt	1/2	0,2
	59360	A-3	Tool Box	5	2,3
	59225	A-12	Coupling Pin Key	1/8	0,1
	59440	A-4	Trap Spoon (30")	1 3/4	0,8
	59240	A-17	Manhole Guide Pipe	23	10,4
	59320	A-369X	1 1/4" Replacement Jawset	3/4	0,3
	59325	A-368X	3/4" Replacement Jawset	3/4	0,3

Tools - Fits 1 1/4" Sectional Cable (C-11, C-12, C-14 and C-15)

	Catalog No.	Model No.	Description	Replacement Blade(s)
	62840	T-1	Straight Auger	—
	61800	T-2	Heavy-Duty Straight Auger	—
	63105 61790	T-3	Funnel Auger	—
		T-4	Heavy-Duty Funnel Auger	—
	63190	T-5	Straight Retrieving Auger	—
	63195	T-6	Funnel Retrieving Auger	—
	63200	T-7	Hook Auger	—
	63205	T-8	Grease Cutter, 2 1/2"	97920
	63210	T-9	Grease Cutter, 3 1/2"	97925
	62845	T-10	Grease Cutter, 4 1/2"	97865
	59480 59485	T-11	"H" Cutter, 2 1/2"	97800
		T-12	"H" Cutter, 3 1/2"	97945
	61970 61975	T-13	Sawtooth Cutter, 2 1/2"	98070
		T-14	Sawtooth Cutter, 3 1/2"	98075
	61770 61825	T-15A	Expanding Cutter, 4" - 6"	62970
		T-15B	Expanding Cutter, 6" - 8"	62980
	61960 61850 61855	T-16	Spiral Bar Cutter, 4"	97855
		T-17	Spiral Bar Cutter, 6"	97955
		T-18	Spiral Bar Cutter, 8"	97960
	59625 63075 63085	T-21	Spiral Sawtooth Cutter, 2 1/2"	97965
		T-22	Spiral Sawtooth Cutter, 3"	97970
		T-23	Spiral Sawtooth Cutter, 4"	97850
	59765 59770 59775 59780	T-24	4-Blade Cutter, 2 1/2"	97940
		T-25	4-Blade Cutter, 3 1/2"	97975
		T-26	4-Blade Cutter, 4 1/2"	97805
		T-26A	4-Blade Cutter, 5 1/2"	97980
	63110 63115 63120	T-31	Chain Knocker, For 3"- 4" Pipe	97985
		T-32	Chain Knocker, For 6" Pipe	97990
		T-33	Chain Knocker, For 8" Pipe	97995
	63145 63150 63155 63160 63165 63170 63175 63240 63180 63185	T-38	Flue Brush, 1 1/2"	—
		T-39	Flue Brush, 2"	—
		T-40	Flue Brush, 2 1/2"	—
		T-41	Flue Brush, 3"	—
		T-42	Flue Brush, 3 1/2"	—
		T-43	Flue Brush, 4"	—
		T-44	Flue Brush, 4 1/2"	—
		T-45	Flue Brush, 5"	—
		T-46	Flue Brush, 5 1/2"	—
		T-47	Flue Brush, 6"	—
			98030 98035 98040 98045	T-50
T-50-1	Sharktooth Cutter, 4"			98005
T-50-2	Sharktooth Cutter, 4"			98010
T-50-3	Sharktooth Cutter, 6"			98015

DRAIN CLEANING

K-1500SP Sectional Machine



Model K-1500SP
(B Frame)



Model K-1500SP with C-11 shown above

K-1500SP w/C-11 includes:

- K-1500SP Machine with A-1 RIDGID Drain Cleaning Mitt and A-12 Pin Key.
- A-34-12 Rear Guide Hose.
- 150 Feet, Ten Sections of C-11, 1 1/4" Cable.
- Three A-8 Cable Carriers.
- Nine-Piece 1 1/4" Tool Package, includes:
 - T-1 Straight Auger.
 - T-3 Funnel Auger.
 - T-6 Retrieving Auger.
 - T-8 2 1/2" Grease Cutter.
 - T-13 2 1/2" Sawtooth Cutter.
 - T-50 Sharktooth Cutter with 3", 4" and 5" Blades.
 - A-2864 Hex Key (3/16").
 - A-3516 Hex Key (1/4").
 - A-3 Tool Box.

For 2" to 10" (50-250 mm) Drain/Sewer Lines

- All the features of the standard Model K-1500 with extra power to clean larger lines (10") and longer distances (through 300 feet). Cuts through blockages fast.
- Equipped with full 1 HP TEFC motor and heavy-duty rotary switch.
- Unique easy-to-use, instant-acting cable clutch maximizes operator control:
 - Pull handle down and cable spins at 600 RPM.
 - Release handle, cable stops instantly.
- Low-profile frame design will fit most crawl spaces.
- 10" solid ball bearing wheels.
- Easy clutch jaw change-out adapts the Model K-1500 SP to use 7/8" cable to clean 2" to 4" lines through 175 feet (order jawset A-368-X, 59325).
- Includes A-1 RIDGID® drain cleaning mitt and operator's manual.
- Approved by CSA to CSA and UL Standards (115V only).

Machine Options – B Frame

Catalog No.		Model No.	Description	Weight	
120V-60Hz	220/240V-50Hz			lb.	kg
43507	43512	K-1500SPB	Machine with A-1 RIDGID Drain Cleaning Mitt and A-12 Pin Key*, Plus: – A-34-12 Rear Guide Hose	141	64
46907	—	K-1500SPB	Machine with A-1 RIDGID Drain Cleaning Mitt and A-12 Pin Key*, Plus: – A-34-12 Rear Guide Hose – 150 Feet, Ten Sections of C-11, 1 1/4" Cable – Three A-8 Cable Carriers – A-3 Tool Box – Eight-Piece 1 1/4" Tool Package	317	144
91027	—	K-1500SPB	Machine with A-1 RIDGID Drain Cleaning Mitt and A-12 Pin Key* Plus: – A-34-12 Rear Guide Hose – C-14 Three Carrier Cable Combination Kit	297	135

Machine Options – A Frame

Catalog No.		Model No.	Description	Weight	
120V	220/240V			lb.	kg
46837	—	K-1500SPA	Machine with A-1 RIDGID Drain Cleaning Mitt and A-12 Pin Key*, Plus: – A-34-12 Rear Guide Hose	150	68
46902	—	K-1500SPA	Machine with A-1 RIDGID Drain Cleaning Mitt and A-12 Pin Key*, Plus: – A-34-12 Rear Guide Hose – 150 Feet, Ten Sections of C-11, 1 1/4" Cable – Three A-8 Cable Carriers – A-3 Tool Box – Eight-Piece 1 1/4" Tool Package	326	148
91032	—	K-1500SPA	Machine with A-1 RIDGID Drain Cleaning Mitt and A-12 Pin Key*, Plus: – A-34-12 Rear Guide Hose & C-14 Three Carrier Cable Combination Kit	317	144

K-1500SP Accessories—see page 12.29.

C-14 Heavy-Duty Accessory Kit

Catalog No.	Model No.	Description	Weight	
			lb.	kg
48457	—	C-14 Three-Carrier Cable Combination Kit Includes: – 150' C-14 Cable, Ten Sections 1 1/4" – Three Cable Carriers – A-3 Toolbox and A-12 Pin Key – T-2 HD Straight Auger; T-4 HD Funnel Auger; – T-6 Funnel Retrieving Auger; T-8 Spade Cutter; – T-13 Saw Tooth Cutters; T-50 Sharktooth	160	72.6

* A-369-X 1 1/4" Jaw Set.

K-1500G Sectional Machine



Model K-1500G

- Machine Dimensions:**
- Width Wheel to Wheel..... 26"
 - Length Including Kickstand..... 28"
 - Ground to Top of Handle..... 38"
 - Back of Handle to Front..... 49"
 - Ground to Top of Housing Shell..... 27"



Model K-1500G with C-14 shown above

For 2" to 10" (50-250 mm) Drain/Sewer Lines

- A gasoline engine makes the Model K-1500G well-suited for cleaning lines in remote locations where electrical power is unavailable. Cuts through roots fast.
- Unique, easy-to-use, instant-acting cable clutch maximizes operator control.
 - Pull down on the handle and the cable spins at 600 RPM.
 - Release handle, cable stops instantly.
- Comes equipped to use 1¼" cable to clean 3" to 10" lines through 300 feet (75-250 mm, 92 m).
- 6 HP gasoline engine drives cable via four-speed transmission. Allows the operator to vary the cable spinning speed to fit the application. Forward speeds of 333, 425 and 500 RPM, and a reverse speed of 250 RPM.
- Low-profile, four-wheel cart easily rolls to the job. Guards against machine upset and possible fuel spillage.
- Includes A-1 RIDGID® drain cleaning mitt and operator's manual.

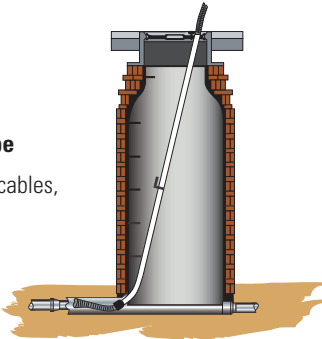
Machine Options

Catalog No.	Model No.	Description	Weight	
			lb.	kg
44587	K-1500G	Machine Only with A-1 RIDGID Drain Cleaning Mitt, A-12 Coupling Pin Key and A-34-10 Rear Guide Hose, A-369-X 1¼" Jaw Set	190	86,4
48462	K-1500G w/C-14	Machine with Standard Equipment, includes: – Ten Sections Of C-14 Cable, Total 150 Feet – Three A-8 Cable Carriers – A-1 Left-Hand RIDGID Drain Cleaning Mitt – A-12 Coupling Pin Key – A-34-12 Rear Guide Hose – A-2864 Hex Key – A-3516 Hex Key – A-3 Tool Box – T-2 Heavy-Duty Straight Auger – T-4 Heavy-Duty Funnel Auger – T-6 Retrieving Auger – T-8 Grease Cutter – T-13 Sawtooth Cutter – T-50 Sharktooth Cutter		

K-1500G Accessories – see page 12.29.

A-17 Manhole Guide Pipe

Adjusts 7' to 12', supports cables, locks into place quickly.



DRAIN CLEANING

K-1000 Rodder Machine



Model K-1000

For 8" to 24" (200-610 mm) Drain/Sewer Lines

- A rugged, compact machine well-suited for straight main line work in municipalities, universities, institutions and industry. Drives sectional sewer rods through long, straight runs of larger diameter pipe – up to 500 feet.
- Equipped with a 6 HP gasoline engine and forward/reverse transmission. Rod rotates at 133 RPM in forward and reverse at full throttle.
- Spring-loaded throttle control is hand operated. Varies rod speed within range. Returns engine speed to idle and disengages clutch when operator releases throttle.
- Adjustable torque limiter minimizes kinking of rods and excessive torque through transmission system.
- Includes A-1 RIDGID® drain cleaning mitt and operator's manual.

Machine Options

Catalog No.	Model No.	Description	Weight	
			lb.	kg
59175	K-1000	Rodder Machine, includes: – B-3542 Rod Driver – A-2704 Tool Driver – A-3567 Drive Pin – R-0 Rod Turner – A-4558 Torque Adapter – A-12 Coupling Pin Key – A-1 Left-Hand RIDGID Drain Cleaning Mitt – A-2 Right-Hand RIDGID Drain Cleaning Mitt	160	75
84295	K-1000	Rodder Machine, same as above, plus: – 20 Sections of A-2475, 5/16" Rod, Total of 100 Feet – T-300 Spear Head Cutter – T-317 Auger – T-326 Pick-Up Tool	210	95

Rods, Rodding Tools, and Accessories

	Catalog No.	Model No.	Description	Weight	
				lb.	kg
	60355	A-2474	3' Solid Sectional Rod, includes R-1 Male and R-2 Female Couplings	1¼	0,6
	60360	A-2475	5' Solid Sectional Rod, includes R-1 Male and R-2 Female Couplings	1¾	0,8
	60365	A-2476	10' Solid Sectional Rod, includes R-1 Male and R-2 Female Couplings	3	1,4

Accessories

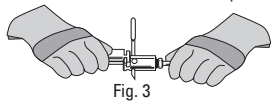
	Catalog No.	Model No.	Description	Weight	
				lb.	kg
	59835	K-10	Complete Set of Quick-Connect Rod Couplings: One Each R-1 and R-2	¾	0,2
	59560	R-1	Male Rod Coupling	¼	0,1
	59555	R-2	Female Rod Coupling	¼	0,1
	61875	R-7	Male Tool Coupling, connects Tool Adapter to Rodding Tool	½	0,2
	61885	R-8	Female Tool Coupling, connects Tool to Tool Adapter	½	0,2
	60700	A-2704	Tool Adapter, includes R-2 and R-7 Couplings	2¼	1,0
	62170	B-3542	Rod Holder For K-1000	3¾	1,5
	61895	—	Rod Driver for K-2000	5½	2,5
	62815	R-0	Rod Turner, used to manually turn Rods in short runs	3¼	1,5
	59205	A-1	Left-Hand RIDGID Drain Cleaning Mitt	½	0,2
	59295	A-2	Right-Hand RIDGID Drain Cleaning Mitt	½	0,2
	59360	A-3	Tool Box	5	2,3
	59225	A-12	Coupling Pin Key	¼	0,1

Rods, Rodding Tools, and Accessories

- RIDGID K-10 quick-connect couplings make rodding jobs easier than ordinary threaded couplings:
 - To connect rods, align and snap them together for a solid connection (Fig. 1 and 2).



- To disconnect, insert the pin key and slide the couplings apart (Fig. 3).



- One coupling pin key replaces assembly tool and wrench required to connect ordinary threaded couplings. Easy-to-add rods or tools. No bulky reels.
- Convert existing tools and rods to the RIDGID quick-connect system:
 - One pair of R1 and R2 couplings substitute for one threaded coupling.
 - Standard left-hand and-right hand rod nuts fasten R1 and R2 couplings to existing rods.
 - R-8 couplings adapt each rod tool to quick-connect system.
 - A-2704 adapts rod couplings to larger-size tool couplings.

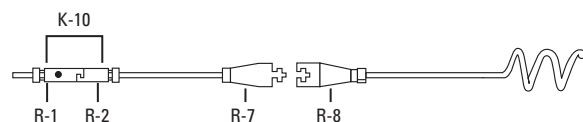
Tools

	Catalog No.	Model No.	Description	Weight	
				lb.	kg
	62045	T-300	Spear Head	1¾	0,8
	62050	T-301	Round Stock Corkscrew, 1½"	1¼	0,6
	62055	T-302	Round Stock Corkscrew, 2"	1½	0,7
	62060	T-303	Round Stock Corkscrew, 2½"	1¾	0,8
	62065	T-304	Round Stock Corkscrew, 3"	1¾	0,8
	62075	T-306	Double Corkscrew, 3"	2¼	1,0
	62080	T-307	Double Corkscrew, 4"	2½	1,1
	62085	T-308	Double Corkscrew, 5"	2¾	1,2
	62095	T-310	Square Stock Corkscrew, 4"	2½	1,1
	62105	T-312	Square Stock Corkscrew, 6"	3¾	1,7
	62370	T-313	Square Stock Corkscrew, 8"	6½	3,0
	62110	T-316	Auger, 3"	3	1,4
	62115	T-317	Auger, 4"	3½	1,5
	62125	T-319	Auger, 6"	5	2,3
	62385	T-320	Auger, 8"	8½	3,9
	62390	T-321	Auger, 10"	9½	4,3
	62140	T-326	Pick-Up Tool	1	0,5

The following Heavy-Duty Cable Tools are also recommended for use with rod.

	Catalog No.	Model No.	Description	Replacement Blade(s)
	61800	T-2	Heavy-Duty Straight Auger	—
	61790	T-4	Heavy-Duty Funnel Auger	—
	63200	T-7	Hook Auger	—
	61960	T-16	Spiral Bar Cutter, 4"	97855
	61850	T-17	Spiral Bar Cutter, 6"	97955
	61855	T-18	Spiral Bar Cutter, 8"	97960
	63085	T-23	Spiral Sawtooth Cutter, 4"	97850
	59765	T-24	4-Blade Cutter, 2½"	97940
	59770	T-25	4-Blade Cutter, 3½"	97975
	59775	T-26	4-Blade Cutter, 4½"	97805
	59780	T-26A	4-Blade Cutter, 5½"	97980

- For 1¼" tools see page 12.29.



DRAIN CLEANING

Electric Water Jetters

These jetters propel a highly flexible hose through 1¼" to 4" lines—blasting through sludge, soap and grease blockages. As you pull the hose back, it power scrubs the line, flushing debris away and restoring drain lines to their free-flowing capacity.

- **Easy to use:** Thrust propels the hose down the line. You simply guide the hose into the drain.
- **High Quality:** Duplex pump with corrosion-resistant, forged brass head. New pressure control valve allows quick and easy pressure adjustment.
- **Dependable:** Reduced number of fittings, hoses and parts minimizes leaks and down time keeping you on the job.
- **Versatile:** Optional power washer package cleans cables, tools and other heavily soiled equipment.
- Approved by CSA to CSA and UL standards (115V only).



Model KJ-1350-C
on Model H-10 Cart

KJ-1350 — For 1¼" to 4" (32-100 mm) Drain Lines

- **Powerful:** Actual working pressure of 1350 psi and flow of 1.4 GPM for fast, effective cleaning of lines.
- **Pulse Action:** Activate the Model KJ-1350's pulse action to easily negotiate difficult bends and traps. The Model KJ-1350-2 has a second level of pulse.
- **Portable and Compact:** The optional Model H-10 Cart rolls the jetter and hose to the job site. Jetter and hose reel are easily removed from the cart in seconds for hard to reach drains or remote storage. The compact cart offers a retractable handle and swivel hose reel minimizing storage space. Optional adapter allows the Model KJ-1350 to be mounted on the upright Model H-30 Cart.
- **Electrical Requirement:** The 1.5 HP motor draws a maximum of 14 Amps and can run on most standard 115 Volt circuits.



Model KJ-1750-C
on Model H-30 Cart

KJ-1750 — For 1¼" to 4" (32-100 mm) Drain Lines

- **Powerful:** Actual working pressure of 1750 psi and flow of 1.4 GPM for fast, effective cleaning of lines.
- **Pulse Action:** Two levels of pulse are standard. Activate the Model KJ-1750's pulse action to easily negotiate difficult bends and traps.
- **Portable:** The optional Model H-30 Cart rolls the jetter and hose to the job site. The jetter is easily removed from the cart in seconds for hard to reach drain or for remote storage. Optional adapter allows the Model KJ-1750 to be mounted on the compact Model H-10 Cart.
- **Electrical Requirement:** The 2.0 HP motor draws a maximum of 17 Amps which requires a 20 Amp, 115 Volt circuit.

Machine Options (115V)

Catalog No.	Model No.	Description	Wt.
62587	KJ-1350	KJ-1350 Standard Jetter with Dual Pulse – H-21, H-22, and H-24 1/8" NPT Nozzles – 25' x 1/8" Sink Trap Hose – Nylon Storage Bag – Nozzle Cleaning Tool	70 lb. (31,7 kg)
62597	KJ-1350-C	Above With: – H-10 Cart – 100' x 3/16" Trap Hose	120 lb. (54,4 kg)
63107	KJ-1350-2	KJ-1350 Jetter with Dual Pulse – H-21, H-22, and H-24 1/8" NPT Nozzles – 50' x 1/8" Sink Trap Hose – Nylon Storage Bag – Nozzle Cleaning Tool	72 lb. (32,7 kg)
63112	KJ-1350-2C	Above With: – H-10 Cart – 100' x 3/16" Trap Hose	122 lb. (55,3 kg)
62687	KJ-1750	KJ-1750 Jetter with Dual Pulse – H-41, H-42, and H-44 1/8" NPT Nozzles – H-51 and H-52 1/4" NPT Nozzles – 50' x 1/8" Sink Trap Hose – Nylon Storage Bag – Nozzle Cleaning Tool	75 lb. (34,0 kg)
62697	KJ-1750-C	Above With: – H-30 Cart – 110' x 1/4" Jet Hose	155 lb. (70,3 kg)
67332	KJ-1750-SC	62687 with: – H-10 Cart – 100' x 3/16" Trap Hose	125 lb. (56,7 kg)

Jetter Nozzles

Catalog No.	Model No.	Description	Female NPT Thread
64707	H-21	KJ-1350 Propulsion Nozzle	1/8"
64712	H-22	KJ-1350 Penetrating Nozzle	1/8"
64717	H-24	KJ-1350 Drop Head Nozzle	1/8"
82832	H-25	KJ-1350 Spinning Nozzle	1/8"
64722	H-31	KJ-1350 Propulsion Nozzle	1/4"
64727	H-32	KJ-1350 Penetrating Nozzle	1/4"
64742	H-41	KJ-1750 Propulsion Nozzle	1/8"
64747	H-42	KJ-1750 Penetrating Nozzle	1/8"
64752	H-44	KJ-1750 Drop Head Nozzle	1/8"
82837	H-45	KJ-1750 Spinning Nozzle	1/8"
64757	H-51	KJ-1750 Propulsion Nozzle	1/4"
64762	H-52	KJ-1750 Penetrating Nozzle	1/4"

Jetter Hoses

Catalog No.	Model No.	Description	Male NPT Thread	Hose I.D.	Hose O.D.
52957	H-1825	1/8" x 25' Sink Trap Hose	1/8"	1/8"	3/16"
53037	H-1850	1/8" x 50' Sink Trap Hose	1/8"	1/8"	3/16"
47597	H-1435	3/16" x 35' Trap Hose	1/8"	3/16"	1/4"
47602	H-1450	3/16" x 50' Trap Hose	1/8"	3/16"	1/4"
49272	H-1475	3/16" x 75' Trap Hose	1/8"	3/16"	1/4"
49277	H-1400	3/16" x 100' Trap Hose	1/8"	3/16"	1/4"
64732	H-1415	3/16" x 150' Trap Hose	1/8"	3/16"	1/4"
47607	H-1250	1/4" x 50' Jet Hose	1/4"	1/4"	1/2"
51587	H-1211	1/4" x 110' Jet Hose	1/4"	1/4"	1/2"
49487	H-1215	1/4" x 150' Jet Hose	1/4"	1/4"	1/2"
51597	H-1220	1/4" x 200' Jet Hose	1/4"	1/4"	1/2"

All hoses listed have a common male quick connect end and a male threaded end specified in the chart.

Trap Leaders

Catalog No.	Model No.	Description	Male Thread	Female Thread
50002	HL-1	12" Flexible Leader – Fits 1/8" & 3/16" hoses	1/8"	1/8"
50007	HL-2	18" Flexible Leader – Fits 1/4" & 3/8" hoses	1/8"	1/4"

Jetter Accessories

Catalog No.	Model No.	Description
64697	H-10	H-10 Cart with Hose Reel
62592	H-10 WH	H-10 Cart with Hose Reel and 100' x 3/16" Trap Hose
62882	H-5	Mini Hose Reel (fits H-10 cart) 150' x 3/16" Capacity
64737	H-30	H-30 Cart with Hose Reel
62877	H-30 WH	H-30 Cart with Hose Reel and 110' x 1/4" Jet Hose
62887	HP-EL	Pressure Wash Package, Electric Jetters
64702	HW-EL	Wash Wand, Electric Jetters
51572	H-1235	1/2" x 35' Wash Hose
62897	H-10A	KJ-1750 Adapter to Fit H-10 Cart
62892	H-30A	KJ-1350 Adapter to Fit H-30 Cart
48367	H-25	Winterizing Kit
47542	H-21	Nozzle Cleaning Tool
67187	H-32	Jet Vac (See page 163 for details)
70032	–	RIDGID PVC Drain Cleaning Gloves
41937	–	RIDGID Leather Drain Cleaning Gloves
62757	–	Nylon Storage Bag

Jetter Nozzles

Model H-21 and H-31 (KJ-1350)

Model H-41 and H-51 (KJ-1750)

Propulsion Nozzles

General-purpose nozzle that works well in most applications. Features three reverse thrusters for maximum propulsion to jet long distances.



Model H-22 and H-32 (KJ-1350)

Model H-42 and H-52 (KJ-1750)

Penetrating Nozzles

Penetrating nozzle features an additional forward pointing jet that blasts a hole in solid ice or sludge blockages. Three reverse jets provide propulsion.



Model H-24 Drop Head Nozzle (KJ-1350)

Model H-44 Drop Head Nozzle (KJ-1750)

Allows jetter hose to negotiate difficult bends and traps. Three reverse thrusters provide propulsion.



Model H-25 Spinning Nozzle (KJ-1350)

Model H-45 Spinning Nozzle (KJ-1750)

Spinning action cleans the entire interior of pipe surface. Three reverse jets provide propulsion.



DRAIN CLEANING

KJ-2200 Water Jetter



Model KJ-2200-C



Model KJ-2200

For 1¼" to 6" (32-150 mm) Drain Lines

This jetter propels a highly flexible hose through 1¼" to 6" lines – blasting through sludge, soap and grease blockages. As you pull the hose back, it power scrubs the line flushing debris away, restoring drain lines to their full, free-flowing capacity.

- **Powerful:** Actual working pressure of 2200 psi and flow of 2.4 GPM for fast, effective cleaning of lines.
- **Easy to Use:** Thrust propels the hose down the line. You simply guide the hose into the drain.
- **Pulse Action:** Activate the Model KJ-2200's pulse action to easily negotiate difficult bends and traps.
- **Portable:** The optional Model H-30 cart rolls the jetter and hose to the job site. The jetter is easily removed from the cart in seconds for hard to reach drains, indoor applications or remote storage.
- **Convenient:** Standard equipment includes FV-1 foot valve. It makes remote or indoor operation simple and safe. You control the jetting action at the drain while leaving the jetter outdoors.
- **Quality & Dependability:** Triplex pump with corrosion-resistant, forged brass head. Reduced number of fittings, hoses and parts minimizes leaks and down time – keeping you on the job.
- **Versatile:** Optional power washer package cleans cables, tools and other heavily soiled equipment.
- New and improved 6.5 HP Recoil start gasoline engine starts easily. Features: ON/OFF switch; choke and throttle controls; easy access oil fill and dip stick.

Machine Options

Catalog No.	Model No.	Description	Wt.
63877	KJ-2200	KJ-2200 Jetter with Pulse – H-61, H-62, and H-64 1/8" NPT Nozzles – H-71 and H-72 1/4" NPT Nozzles – 75' x 3/16" Trap Hose – FV-1 Foot Valve – Nozzle Cleaning Tool – H-1235 Wash Wand Hose 1/2" x 35'	65 lb. (29,5 kg)
63882	KJ-2200-C	Above With: – H-30 Cart – 110' x 1/4" Jet Hose	145 lb. (65,8kg)

Jetter Nozzles

Catalog No.	Model No.	Description	Female NPT Thread
64772	H-61	Propulsion Nozzle	1/8"
64777	H-62	Penetrating Nozzle	1/8"
64782	H-84	Drop Head Nozzle	1/8"
82842	H-65	Spinning Nozzle	1/8"
64787	H-71	Propulsion Nozzle	1/4"
64792	H-72	Penetrating Nozzle	1/4"
82852	H-75	Spinning Head Nozzle	1/4"

Jetter Hoses

Catalog No.	Model No.	Description	Male NPT Thread	Hose I.D.	Hose O.D.
47597	H-1435	3/16" x 35' Trap Hose	1/8"	3/16"	1/4"
47602	H-1450	3/16" x 50' Trap Hose	1/8"	3/16"	1/4"
49272	H-1475	3/16" x 75' Trap Hose	1/8"	3/16"	1/4"
49277	H-1400	3/16" x 100' Trap Hose	1/8"	3/16"	1/4"
64732	H-1415	3/16" x 150' Trap Hose	1/8"	3/16"	1/4"
47607	H-1250	1/4" x 50' Jet Hose	1/4"	1/4"	1/2"
51587	H-1211	1/4" x 110' Jet Hose	1/4"	1/4"	1/2"
49487	H-1215	1/4" x 150' Jet Hose	1/4"	1/4"	1/2"
51597	H-1220	1/4" x 200' Jet Hose	1/4"	1/4"	1/2"

All hoses listed have a common male quick connect end and a male threaded end specified in the chart.

Trap Leaders

Catalog No.	Model No.	Description	Male NPT Thread	Female NPT Thread
50002	HL-1	12" Flexible Leader – Fits 1/8" & 3/16" hoses	1/8"	3/16"
50007	HL-2	12" Flexible Leader – Fits 1/4" & 3/8" hoses	1/8"	3/16"

Jetter Accessories

Catalog No.	Model No.	Description
62882	H-5	Mini Hose Reel (No Hose included)
64737	H-30	H-30 Cart with Hose Reel
62877	H-30 WH	H-30 Cart with Hose Reel and 110' x 1/4" Jet Hose
64077	HP-22	Pressure Wash Package, KJ-2200
64767	HW-22	Wash Wand, KJ-2200
48157	FV-1	Foot Valve
66732	HF-4	Quick Connect Hose, 3/8" x 4' (Reel to Foot Valve)
48367	H-25	Winterizing Kit
47542	H-21	Nozzle Cleaning Tool
67187	H-32	Jet Vac
70032	–	RIDGID PVC Drain Cleaning Gloves
41937	–	RIDGID Leather Drain Cleaning Gloves

Jetter Nozzles

Model H-61 and H-71

Propulsion Nozzles

General-purpose nozzle that works well in most applications. Features three reverse thrusters for maximum propulsion to jet long distances.


Model H-62 and H-72

Penetrating Nozzles

Penetrating nozzle features an additional forward pointing jet that blasts a hole in solid ice or sludge blockages. Three reverse jets provide propulsion.

Model H-64 Drop Head Nozzle

Allows jetter hose to negotiate difficult bends and traps. Three reverse thrusters provide propulsion.



Model H-65 and H-75 Spinning Nozzle

Spinning action cleans the entire interior of pipe surface. Three reverse jets provide propulsion.



Foot Pedal

The foot pedal's ON/OFF control gives you total control of the jetting action at the drain opening. It frees both hands to guide the jetting hose into the drain opening and around bends and traps.

Jet Vac

For use with all RIDGID water jettors:

The Jet Vac attaches to any portable water jetter to quickly move (vacuum) liquid and debris from flooded basements, sumps, swimming pools, construction sites, car wash pits, etc. This cost and time saving product will move up to 60 gallons of liquid per minute.



Jet Vac Unit

DRAIN CLEANING

KJ-3100 Water Jetter



Model KJ-3100



Model KJ-3100 with hose reel removed

For 2" to 10" (50-250 mm) Drain Lines

The RIDGID® Model KJ-3100 portable water jetter gives you 3000 psi actual working pressure to handle large commercial and industrial applications. This jetter propels a highly flexible and lightweight hose through 2" to 10" lines – blasting through sludge, soap, grease, and sediment blockages. As you pull the hose back, it power scrubs the line flushing debris away and restoring drain lines to their full, free-flowing capacity – all without the use of harmful chemicals.

- **Powerful:** Actual working pressure of 3000 psi and flow of 5.5 GPM for fast, effective cleaning of lines.
- **Lightweight Hose:** Hose with nylon braid provides significant weight reduction and increased flexibility – all without reducing strength. Allows the thrust to propel the hose further down the line.
- **Complete:** With the Model KJ-3100's removable hose reel, there is no need to purchase expensive portable hose reels. Standard packages come equipped to handle indoor and remote applications.
- **Convenient:** Completely remove the hose reel to ease loading onto service trucks. Simply rotate the hose reel forward to gain full access to the engine's gas tank and air filter.
- **Maneuverable:** In the heavy-duty 3000 psi jetter category, the RIDGID KJ-3100 is one of the most maneuverable jettors on the market. The unit, on its unique two-wheeled cart, easily fits through standard size doors and can negotiate tight turns with the greatest of ease.
- **Pulse Action:** Activate the Model KJ-3100's pulse action to easily negotiate difficult bends and traps.
- **Quality & Dependability:** Triplex pump with corrosion-resistant, forged brass head. Gear reducer allows pump to run at slower (optimal) speed. Reduced number of fittings, hoses and parts minimizes leaks and downtime – keeping you on the job.
- **Versatile:** Power wash package and chemical injector system cleans cables, tools, and other heavily soiled equipment.
- **Quick Start:** 16 HP Recoil start gasoline engine starts easily. Features: ON/OFF switch; fuel shutoff; choke and throttle controls; easy access oil fill and dip stick.

Machine Options

Catalog No.	Model No.	Description	Wt.
37413	KJ-3100	KJ-3100 Jetter with Pulse – H-111 and H-112 1/4" NPT Nozzles – RR3000 Root Ranger Nozzle – H-38 Hose Reel with 200' x 3/8" ID Jet Hose – 50' x 3/8" ID Jet/Wash Hose – FV-1 Foot Valve – Nozzle Cleaning Tool – HW-30 Wash Wand	272 lb. (125 kg) 214 lb. (97 kg) w/o Hose Reel

Jetter Nozzles

Catalog No.	Model No.	Description	Female NPT Thread
38698	H-101	Propulsion Nozzle	1/8"
38713	H-102	Penetrating Nozzle	1/8"
38703	H-104	Drop Head Nozzle	1/8"
38723	H-105	Spinning Nozzle	1/8"
38693	H-111	Propulsion Nozzle	1/4"
38708	H-112	Penetrating Nozzle	1/4"
38718	H-115	Spinning Nozzle	1/4"
16713	RR3000	Root Ranger Root Nozzle	1/4"

Jetter Hoses

Catalog No.	Model No.	Description	Male NPT Thread	Hose I.D.	Hose O.D.
47597	H-1435	3/16" x 35' Trap Hose*	1/8"	3/16"	1/4"
47602	H-1450	3/16" x 50' Trap Hose*	1/8"	3/16"	1/4"
49272	H-1475	3/16" x 75' Trap Hose*	1/8"	3/16"	1/4"
49277	H-1400	3/16" x 100' Trap Hose*	1/8"	3/16"	1/4"
64732	H-1415	3/16" x 150' Trap Hose*	1/8"	3/16"	1/4"
64832	H-3850	3/8" x 50' Jet Hose	1/4"	3/8"	5/8"
64837	H-3810	3/8" x 100' Jet Hose	1/4"	3/8"	5/8"
64842	H-3815	3/8" x 150' Jet Hose	1/4"	3/8"	5/8"
64847	H-3820	3/8" x 200' Jet Hose	1/4"	3/8"	5/8"
64857	H-3830	3/8" x 300' Jet Hose	1/4"	3/8"	5/8"

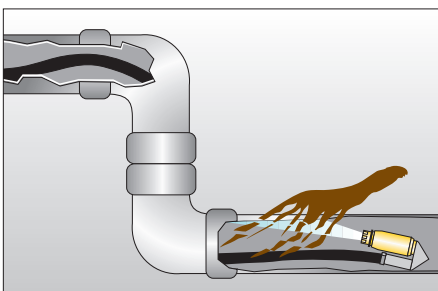
*Hose has a common male quick connect end and a male threaded end specified in the chart.

Trap Leaders

Catalog No.	Model No.	Description	Male NPT Thread	Female NPT Thread
50002	HL-1	12" Flexible Leader – Fits 1/8" & 3/16" hoses	1/8"	1/8"
50007	HL-2	12" Flexible Leader – Fits 1/4" & 3/8" hoses	1/8"	1/4"

Jetter Accessories

Catalog No.	Model No.	Description
62882	H-5	Mini Hose Reel
64862	H-38	Hose Reel (Fits KJ-3100)
64902	H-38 WH	Hose Reel with 200' x 3/8" ID Hose (Fits KJ-3100)
64797	HW-30	Wash Wand, KJ-3100
48367	H-25	Winterizing Kit
48157	FV-1	Foot Valve
66732	HF-4	Quick Connect Hose 3/8" x 4' (Reel to Foot Valve)
47542	H-21	Nozzle Cleaning Tool
67187	H-32	Jet Vac
70032	–	RIDGID PVC Drain Cleaning Gloves
41937	–	RIDGID Leather Drain Cleaning Gloves



Clear tough blockages and tree roots with Root Ranger 3000.

Jetter Nozzles

Model H-101 and H-111

Propulsion Nozzles

General-purpose nozzle features three reverse thrusters for maximum propulsion to jet long distances.



Model H-102 and H-112


Penetrating Nozzles

Additional forward pointing jet blasts a hole in solid ice or sludge blockages. Three reverse jets provide propulsion.



Model H-104 Drop Head Nozzle

Allows Jetter hose to negotiate difficult bends and traps. Three reverse thrusters provide propulsion.



Model H-105 and H-115

Spinning Nozzles

Spinning action cleans the entire interior of pipe surface. Three reverse jets provide propulsion.



Model RR3000 Root Ranger® Nozzle

Rear-facing turbojet produces a powerful, concentrated stream of water that shears root obstructions from drain walls.



Foot Pedal

The foot pedal's ON/OFF control gives you total control of the jetting action at the drain opening. It frees both hands to guide the jetting hose into the drain opening and around bends and traps.

Jet Vac

For use with all RIDGID® water jetters:

The Jet Vac attaches to any portable water jetter to quickly remove (vacuum) liquid and debris from flooded basements, sumps, swimming pools, construction sites, car wash pits, etc. This cost and time saving product will move up to 60 gallons of liquid per minute.



Jet Vac Unit

DRAIN CLEANING

Sump, Utility and Sewage Pumps

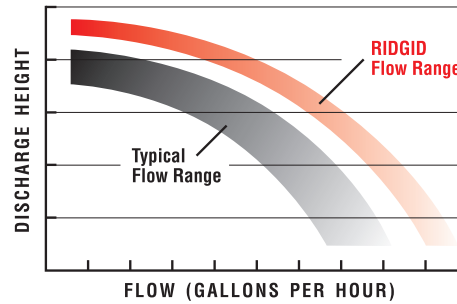


RIDGID® sump, utility and sewage pumps offer the quality, performance and dependability expected from the RIDGID name.

Premium Components for Longer Life

- Cast Iron housings and impellers for abrasion resistance.
- Stainless steel motor housing and impeller seal plates for corrosion resistance.
- Industrial grade motors.
- Backed by the RIDGID Lifetime Warranty.

Premium Performance for High Flow



- Top suction intake for increased reliability.
- 1½" discharge for high flow.

Sump Pumps

Premium Performance

- Top suction inlet filters debris for increased reliability.
- 1½" diameter discharge for higher flows.
- Fit into small 11" diameter sump basins.
- Horsepower choices of ¼, ½ or 1 HP.
- 115 V units UL Listed and approved to CSA standards.

Model SP-500P ½ HP Pedestal Pump



Model SP330 ¼ HP Sump Pump



Catalog No.	Model No.	Description	Capacity* GPH	Weight	
				lb.	kg
85942	SP-330	¼ HP Submersible Sump Pump	3,800	16	7,3
85992	SP-330D	¼ HP Submersible Sump Pump w/Diaphragm Switch	3,800	16	7,3
85937	SP-500	½ HP Submersible Sump Pump	4,860	19	8,6
85952	SP-500P	½ HP Pedestal Sump Pump	4,400	16	7,3
40898	SP-1000	1 HP Switchless Industrial Submersible Sump Pump	5,400	19	8,6

*Note: Capacity in gallons per hour at zero foot discharge height.

Utility Pumps

- Electric utility pump fits most water transfer applications.
- Two gas-driven semi-trash pumps in 4 HP and 5.5 HP ratings.
 - Premium Honda® engines for easy starts and longer life.
 - Cast iron pump & impeller for durability and longer life.
 - Heavy-duty roll cage for stability.
 - Intake flapper to retain prime.
 - Solids handling up to 5/8" diameter.

Model TP-250 1/4 HP Utility Pump



Model TP-5500 5.5 HP Utility Semi-Trash Pump



Model TP-4000 4 HP Utility Semi-Trash Pump

Catalog No.	Model No.	Description	Capacity* GPH	Weight	
				lb.	kg
40908	TP-160	1/4 HP Submersible Utility Pump	3,000	8	3,6
85987	TP-250	1/4 HP Submersible Utility Pump	1,350	8	3,6
40133	TPA-250				
31208	TP-500K	1/2 HP Cast Iron Transfer Utility Pump & Storage Case	1,450	19	8,6
85957	TP-4000	4 HP Utility Semi-Trash Pump	9,600	56	25,5
85962	TP-5500	5.5 HP Utility Semi-Trash Pump	16,800	62	28,2
90702	TP-2HK	2" x 20' Hose Kit for TP-4000 includes suction/ discharge hoses & connectors	–	27	12,3
90707	TP-3HK	3" x 20' Hose Kit for TP-5500 includes suction/ discharge hoses & connectors	–	52	23,6

*Note: Capacity in gallons per hour at zero foot discharge height.



TP-500K



2" Hose Kit for TP-4000



TP-160

DRAIN CLEANING



Model SWP-500 1/2 HP Residential Sewage Pump

Sewage Pumps

- SWP-500 (1/2 HP) for residential applications
 - 2" or 3" discharge capability.
 - Vortex impeller design generates high flow rates.
 - Solids handling up to 2" diameter.

Catalog No.	Model No.	Description	Capacity* GPH	Weight	
				lb.	kg
40903	SWP-500	1/2 HP Cast Iron Sewage Pump	5,700	26	11,8

Note: Capacity in gallons per hour at zero foot discharge height.



Model VP2000 Quick Connect Pump

Quick Connect Pump

Ideal accessory for any RIDGID wet/dry vacuum with a drain. Pumps 10 gallons per minute.

Catalog No.	Model No.	Description	Capacity* GPH	Weight	
				lb.	kg
26453	VP2000	Quick Connect Pump	600	2,0	0,9

Note: Capacity in gallons per hour at zero foot discharge height.

Wet/Dry Vacuums

- Three to sixteen gallon capacities.
- Proprietary motor and blower combination to maximize performance.
- Rugged polypropylene drums are impact and corrosion resistant.



Type	No. of Models	Gallon Capacity	Page No.
Commercial Series Wet/Dry Vacuums	16	3-16	13.2-13.3
Industrial Series Wet/Dry Vacuums	3	14-16	13.4
Accessories	35	–	13.5-13.6
Air Mover	1	–	13.6
Quick Connect Pump	1	–	13.6



Commercial Series Wet/Dry Vacuums



RIDGID® Wet/Dry Vacs are the highest powered vacuums in the industry – offering 3.5 to 6.5 peak horsepower in 3 to 16 gallon capacities. They are an excellent accessory to your shop or garage, making easy clean-up for even the most challenging jobs. The RIDGID Wet/Dry Vacs offer the following features:

- Proprietary motor and patented blower wheel designed to maximize performance.
- Pleated filter has more surface area for greater efficiency and longer life.
- Reduced dB sound level resulting in even quieter operation.
- Automatic suction shut-off senses and prevents liquid overflow – integral drain plug makes draining the vacuum easy.

The new ProVac series offers dynamic redesign and styling, a stronger 2-piece drum, an improved noise reduction system and an advanced 3-layer filter for better motor performance.

(**TOOLTIP**)

Replace filters – clogged filters make the vac less effective.

WET/DRY VACUUMS



115V Vacuum Options

Catalog No.	Model No.	Description – 120V	Sealed Pressure	Peak Horse Power	Airflow 2½" Orifice	Air Watts	Cord Length (ft)	Weight	
								lb.	kg
36138	WD3050	3 Gallon Portable Wet/Dry Vac	67"	3.5	62 cfm	135	10	11.6	5.3
40063	WD3050M	3 Gallon Portable Wet/Dry Vac	67"	3.5	62 cfm	135	10	11.6	5.3
31653	WD4070	4 Gallon Portable Wet/Dry Vac	46"	5	110 cfm	167	20	18.4	8.3
31663	WD4522	4.5 Gallon Pro Pack	48"	5	104 cfm	162	20	18.5	8.4
36683	WD0671	6 Gallon Wet/Dry Vac w/accessory pack	53"	2.5	62 cfm	124	10	15.1	6.8
41588	WD0970	9 Gallon Wet/Dry Vac	67"	3.5	70 cfm	175	10	16.7	7.6
31773	WD0970M	9 Gallon Wet/Dry Vac	67"	3.5	70 cfm	175	10	16.7	7.6
40103	WD1270	12 Gallon Wet/Dry Vac	48"	5	145 cfm	227	15	22.0	10.0
18718	WD1450	14 Gallon Contractor Wet/Dry Vac	50"	6	168 cfm	257	20	26.0	11.8
40108	WD1680	16 Gallon Wet/Dry Vac w/ Detachable Blower	50"	6.5	172 cfm	286	20	29.0	13.1
31693	WD1851	16 Gallon Contractor Wet/Dry Vac	47"	6.5	199 cfm	306	20	32.8	14.9
31703	WD1956	16 Gallon Steel Tank Wet/Dry Vac	46"	6.5	187 cfm	294	20	38.2	17.4

230V Vacuum Options

Catalog No.	Model No.	Description – 230V	Sealed Pressure	Peak Horse Power	Airflow 2½" Orifice	Air Watts	Cord Length (ft)	Weight	
								lb.	kg
31658	WD4070EX	4 Gallon Portable Wet/Dry Vac (230V)	45"	5	103 cfm	109	20	18.4	8.3
41343	WD0671EX	6 Gallon Wet/Dry Vac w/accessory pack (230v)	53"	2.5	62 cfm	164	10	15.1	6.8
40123	WD1270EX	12 Gallon Wet/Dry Vac (230v)	43"	5	120 cfm	280	15	22.0	10.0
36188	WD1450EX	14 Gallon Contractor Wet/Dry Vac (230v)	50"	6	168 cfm	294	20	26.0	11.8
40128	WD1680EX	16 Gallon Wet/Dry Vac w/ Detachable Blower (30V)	50"	6.5	172 cfm	324	20	29.0	13.1
31698	WD1851EX	16 Gallon Contractor Wet/Dry Vac (230V)	47"	6.5	199 cfm	336	20	32.8	14.9

Industrial Series Wet/Dry Vacuums

RIDGID® 2-Stage Wet/Dry Vacuums are designed and built for the toughest heavy debris and fluid pickup applications.

- Powerful heavy-duty, dual-stage motor provides maximum suction power.
- Power head with a patented SNR "Scroll Noise Reduction" design provides better airflow and suction with less noise, resulting in more power and quieter operation.
- Tug-A-Long™ positive locking mechanism securely locks the hose to the vacuum so the hose will not pull out during use.
- Dual layer hose provides maximum durability and crush resistance.
- Rugged polypropylene drum is impact and corrosion resistant.
- Heavy-duty cart system with large non-marring wheels provide effortless movement over the toughest terrains. The quick-release cart handle allows emptying the drum easily.
- Removable accessory storage bag keeps accessories together and accessible.
- Fine particle filter provides exceptional filtration, including for drywall dust. It is washable, reusable, clogs less and can be used for both wet and dry operation.



RV2400A 14-Gallon



RV2600B 16-Gallon

Catalog No.	Model No.	Description	Sealed Pressure	Airflow 2½" Orifice	Air Watts	Cord Length	Weight	
							lb.	kg
25648	RV2400A	14 Gallon Commercial Vac	100"	105 cfm	255	25	37.2	16,9
40048	RV2400HF	14 Gallon Certified HEPA Filtration Vac	100"	105 cfm	255	25	37.2	16,9
25653	RV2600B	16 Gallon Commercial Vac w/ Industrial Acc. Kit	100"	105 cfm	255	25	40.1	18,2

Accessories

Vacuums are offered with a variety of standard equipment and accessories as indicated below. "A" indicates that the accessory is compatible with the vacuum model. "X" indicates that the accessory fits all RIDGID® vacs 5 gallons and larger, including older models.


		Catalog No.	Model No.	Description	Standard Equipment With												
					WD3050	WD4070	WD4522	WD0671	WD0970	WD1270	WD1450	WD1680	WD1851	WD1956	RV2400A	RV2400HF	RV2600B
Filters		23738	VF3501	Dust Bag Filter Fits 3-4.5 Gallon	A	A	A										
		40153	VF3503	Dust Bag Filter Fits 6-9 Gallon				A	A								
		23743	VF3502	Dust Bag Filter Fits 12-16 Gallon						A	A	A	A	A	X	X	X
		26643	VF3500	Fine Dust Filter 3-4 Gal	X	X	X										
		72947	*VF4000	Everyday Dirt Filter - White				X	X	X	A	X	A	A	A		A
		72952	*VF5000	Fine Dust Filter - Blue				A	A	A	X	A	X	X	X		X
		97457	*VF6000	HEPA Material Filter - Green				A	A	A	A	A	A	A	A		A
		40158	*VF7000	Wet Application Filter				A	A	A	A	A	A	A	A		A
		40073	HF0500	Pre Filter for HF1000													X
		40068	HF1000	Certified HEPA Filter													X
1/4" Accessories		29848	VT1781	1/8" Multi-Purpose Tool	X	A	A	X	A								A
		31718	VT1701	1/8" Dusting Brush	A	A	X	X	A								X
		31723	VT1702	1/8" Crevice Tool	A	X	X	A	A								X
		31728	VT1708	1/8" Extension Wand	A	2X	2X	2X	2X								A
		31733	VT1709	1/8" Utility Nozzle	A	X	X	X	X								
		31738	VT1710	1/8" Wet Nozzle	A	A	A	X	X								
		41593	VT1711	1/8" to 1/4" Adapter	A	A	A	A	A								A
		40163	VT1712	Crevice Tool/Dusting Brush Combo	A	A	A	A	A								
		40168	VT1714	Floor Brush	A	A	A	A	A								
2 1/2" Accessories		72887	VT2501	2 1/2" Dusting Brush						A	A	A	A	A	A	X	
		72932	VT2502	2 1/2" Crevice Tool						A	A	A	X	X	X	X	
		72937	VT2503	2 1/2" Blower/Car Nozzle						X	X	X	X	X	A	A	
		72902	VT2508	2 1/2" Extension Wands						2X	2X	2X	2X	2X	2X	2X	
		72907	VT2509	2 1/2" Utility Nozzle						X	X	X	X	X	X	X	
		72912	VT2510	2 1/2" Wet Nozzle						X	X	X	X	X	X	X	
		72922	VT2514	2 1/2" Floor Brush						A	A	A	A	A	X	X	
Kits/Hoses/Etc.		31713	VT1720	1 1/8" x 7' Wet/Dry Vac Hose	A	X	A	X	X	A	A	A	A	A	A	A	A
		31743	VT1755	3 Piece Adapter Kit	A	A	A	A	A	A	A	A	A	A	A	A	A
		72897	VT2520	2 1/2" x 7' Universal Vac Hose	A	A	A	A	A	X	X	X	X	X	A	A	A
		72927	VT2525	Muffler/Diffuser		A		A	A	A	A	A	X	A	X	X	X
		26573	VT2530	Multi-Surface Nozzle with Brush						A	A	A	A	A	A	A	
	see page 13.6	32698	VT2534	Auto Detailing Kit	A	A	A	A	A	A	A	A	A	A	A	A	A
		26578	VT2540	Claw Nozzle	A	A	A	A	A	A	A	A	A	A	A	A	X
		41598	VT2561	Filter Nut/Drain Cap Combo						A	A	A	A	A	A	A	A
		24608	VT2570	4X Pro Hose Replacement	A	A	A	A	A	A	A	A	A	A	X	X	X
		41603	VT2571	Turbo "Beater Bar" Kit						A	A	A	A	A	A	X	
see page 13.6	32703	VT2575	Industrial Cleaning Kit	A	A	A	A	A	A	A	A	A	A	A	A	X	
Replacement 2-Stage Service Parts		31073	832077	Multi-Nozzle Body													
		31078	832079	Floor Brush Insert													
		31083	832080	Carpet Insert													
		31088	832078	Squeegee Insert													
		31103	832068	Extension Wand Upper Metal													
		31108	832069	Extension Wand Lower Metal													

WET/DRY VACUUMS

Accessory Kits

These kits are compatible with all RIDGID® vacuums.

Catalog No.	Model No.	Description	Includes	Weight	
				lb.	kg
32703	VT2575	Heavy Duty Cleaning Kit: 12 Piece Kit w/Stainless Steel Extension Wands	Straight Wand, Bent Wand, Master Body Nozzle, Squeegee, Brush, Carpet Insert, Dusting Brush, Crevice Tool, Claw Nozzle, 2½" to 1¼" Adapter, 2½" Hose Adapter (Fits Wands and Hand Accessories To Hose), 1¾" Hose Adapter (Fits Wands To Hose)	9.8	4.4
32698	VT2534	Auto Detailing Kit: 7 Piece Kit w/4X Hose	4X Pro Hose, Crevice Tool, Dusting Brush, Stiff Brush, Claw Nozzle, 2½" to 1¼" Adapter, Hose to Hose Adapter, 10' to 1¼" ProHose	8.0	3.6



Professional Portable Air Mover



The quick drying action of the RIDGID air mover can be used to dry wet floors, wet carpets or other water-damaged areas. It is also ideal for drying shampooed upholstery or drywall, providing ventilation and more.

- Heavy duty .4 HP induction motor with three airflow speed settings (3.0 Amp, 2.4 Amp, 2.7 Amp) generates upto 1625 cfm.
- Long 30' power cord for extended reach with a built-in cord wrap.
- Three-position base varies direction of airflow. Multi-position housing directs air upward by tilting the unit to a stable 45° or 90° position.
- Professional styling and bold color signals caution while drying slippery floors.
- Impact resistant housing and durable design.

Catalog No.	Model No.	Description	Cord Length (ft.)	Weight	
				lb.	kg
41438	AM2560	Air Mover	30'	35	16

Quick-Connect Pump



Ideal accessory for any RIDGID wet/dry vacuum with a drain. Pumps 10 gallons per minute.

Catalog No.	Model No.	Description	Capacity GPH	Weight	
				lb.	kg
26453	VP2000	Quick Connect Pump	600	2.0	0.9

INDEX

Alphabetical Index

4-Wheel Pipe Cutters.....	3.3	Copper Cleaning Brush.....	3.18	Hole Saw Arbors.....	6.5
A					
Adjustable Pipe Stand.....	2.5	Copper Cleaning Machine Accessories.....	3.18	Hole Saw Kits.....	6.4
Adjustable Stand with Steel Rollers.....	2.5	Copper Cutting Prep Machine.....	3.11	Hole Saws.....	6.4
Adjustable Wrench.....	1.7	Corded Press Tool.....	10.7	Hydraulic Roll Groover, 918.....	5.6
Aluminum End Wrench.....	1.5	Core Drill Bits.....	6.6	I	
Aluminum Offset Pipe Wrench.....	1.4	CS10 Digital Recording Monitor.....	11.15	Inductive Signal Clamp.....	11.31
Aluminum Pipe Wrenches.....	1.4	CS1000 Digital Recording Monitor.....	11.14	Industrial Wet/Dry Vacuums.....	13.4
Aluminum RapidGrip Wrench.....	1.4	Cutting and Drilling, HC300.....	6.2	Internal Tubing Cutter.....	3.15
Aluminum Straight Pipe Wrench.....	1.4	Cutting and Drilling, HC450.....	6.3	Internal Wrench.....	1.7
Anvils.....	7.3	D			
Augers.....	12.23	Deburring Tools.....	3.19	K	
Auto-Clean Sink Machine.....	12.7	Drum Machine, K-3800.....	12.14	Knockout Sets.....	7.12
B					
Ball Transfer Head.....	2.4	Drum Machine, K-400.....	12.12	L	
Basin Wrench.....	1.7	Drum Machine, K-6200.....	12.16	Large Diameter Pipe Stand.....	2.5
Battery-Operated Press Tool.....	10.6	Drum Machine, K-750.....	12.18	Levels.....	7.4
Bench Chain Vise.....	2.2	Drum Machine, K-7500.....	12.19	Lever Benders.....	8.02
Bench Vises.....	7.2	Drum Machine, K-750R.....	12.22	M	
Bench Yoke Vise.....	2.3	E			
Bolt Cutters.....	7.14	Electric Water Jetters.....	12.34	Manual PEX Crimp Tools.....	10.11
Bolt Dies for Machine Die Heads.....	4.31	Electrical Tools.....	7.18	Manual Ratchet Threaders.....	4.3
Bolt Threaders Button Dies.....	4.7	Enclosed Feed Cutter.....	3.13	Manual Reaming Threaders.....	4.8
C					
Cable Cutter.....	7.13	End Pipe Wrench.....	1.2	Manual Roll Groover, 915.....	5.3
Cable Rust Inhibitor.....	12.5	Extractors.....	3.7	Manual Threader Die Heads.....	4.5
Cable Trimmer.....	7.14	F			
Chain Tongs.....	1.6	Faucet & Sink Installer.....	1.8	MegaPress Jaws & Rings.....	10.10
Chain Wrench.....	1.5	Flaring Tools.....	8.6	micro CA-100 Digital Inspection Camera.....	11.22
Close Quarters Tubing Cutter.....	3.12	FleXmitter Transmitter.....	11.35	micro CA-25 Digital Inspection Camera.....	11.21
Combo Roll Groover, 975.....	5.4	Floating Transmitter.....	11.35	micro CA-300 Digital Inspection Camera.....	11.23
Commercial Wet/Dry Vacuums.....	13.3	Formers.....	8.8	micro CD-100 Combustible Gas Detector.....	11.25
Compact Battery-Operated Press Tool.....	10.4	G			
Compact Series Press Jaws.....	10.5	Geared Threader Accessories.....	4.1	micro IR-100 Non Contact Infrared Thermometer.....	11.24
Compound Leverage Wrench.....	1.3	Geared Threader Configurations.....	4.9	micro LM-100 Laser Distance Meter.....	11.24
Conduit Benders.....	8.4	Grappler Hook.....	12.5	Model 1215 Threading Machine.....	4.22
Conduit Sizing Tool.....	3.18	H			
Conduit Sizing Tool.....	8.5	Hammered Threader Accessories.....	4.1	Model 1224 Threading Machine.....	4.28
Constant Swing Cutter.....	3.13	Hammered Threader Configurations.....	4.9	Model 300 Compact Threading Machine.....	4.24
Conveyor Head Pipe Stand.....	2.4	Hammers.....	7.5	Model 300 Complete.....	4.17
D					
H					
I					
K					
L					
M					

Monitors, Video and Audio Recorders.....	11.12	Reamers, Plastic.....	3.19	Spring-Type Benders.....	8.4
N					
NaviTrack II Locator.....	11.32	Receding Geared Threaders.....	4.1	Spud Wrench.....	1.6
NaviTrack Scout Locator.....	11.33	Reciprocating Saw Blades.....	6.5	Stainless Steel Cutting Prep Machine.....	3.11
NaviTrack Transmitters.....	11.34	Remote Transmitter.....	11.35	Stand Chain Vise.....	2.2
Nipple Chucks/Adapters.....	4.33	Replacement Drill Guides/Twist Drills.....	7.17	Standard Series Press Jawss.....	10.8
O					
Offset Pipe Wrench.....	1.3	Replacement Wheels, Pipe Cutters.....	3.6	Straight Pipe Wrench.....	1.2
Oiler.....	4.12	Replacement Wheels, Tubing Cutter.....	3.15	Strap Wrench.....	1.5
One Stop Wrench.....	1.8	RIDGIDConnect Business Tool.....	11.18	Sump, Utility and Sewage Pumps.....	12.40
P					
Pipe Cutters, Heavy Duty.....	3.2	Rodder Machine, K-1000.....	12.32	Support Stand for Roll Groover.....	2.5
Pipe Dies for Machine Die Heads.....	4.30	Roll Groover, 918-l.....	5.7	Swaging Tools.....	8.5
Pipe Dies, Threading.....	4.7	Roll Groover, 920.....	5.8	T	
Pipe Freezer.....	9.3	Roller Head Pipe Stand.....	2.4	Tape Measres.....	7.7
Pipe Stands.....	2.4	Rulers.....	7.8	Tapping Tools.....	6.7
Pipe Thawers.....	9.4	S			
Pipe Welding Vise.....	2.3	Saws.....	3.1	Taps.....	3.7
Plastic Pipe Cutters.....	3.16	Screw Extractors.....	7.16	Thread Cutting Oil.....	4.12
Pliers.....	7.10	Screwdriver, Multi-Purpose.....	7.9	Thread Sealants.....	4.11
Portable Chain Yoke Vise.....	2.3	Sectional Machine, K-1500.....	12.28	Threader Stands.....	4.26
Portable TRISTAND Vise.....	2.2	Sectional Machine, K-1500G.....	12.31	Threading Die Heads.....	4.27
Power Pipe Cutter.....	3.8	Sectional Machine, K-1500SP.....	12.30	Threading, Pipe Dies.....	4.11
Power-Driven Roll Groover, 916.....	5.5	Sectional Machine, K-50.....	12.24	Tip-Up Wing Hydraulic Bender.....	8.8
Press Rings.....	10.8	Sectional Machine, K-60SP.....	12.26	Toilet Augers.....	12.5
Press Snap Soil Pipe Cutter.....	10.12	Seektech SR-20 Locator.....	11.28	Tool Box.....	7.7
Pressure Test Pump.....	9.2	SeekTech SR-60 Locator.....	11.29	Torque Wrench.....	3.5
Professional Portable Air Mover.....	13.6	SeekTech Utility Transmitters.....	11.30	TRISTAND Vise.....	2.2
Q					
Quick Connect Pump.....	12.42	SeeSnake Compact Video Inspection System.....	11.8	Tube Expander, Model S.....	8.5
Quick Connect Pump.....	13.6	SeeSnake Digital Laptop Interface.....	11.16	Tubing and Conduit Cutter.....	3.14
Quick-Acting Tubing Cutter.....	3.14	SeeSnake HQ Digital Inspection Software.....	11.17	Tubing Cutter Replacement Wheels.....	3.15
Quick-Acting Vises.....	7.3	SeeSnake Max rM200.....	11.7	Tubing Cutters.....	3.12
R					
Rapid Grip Wrench.....	1.2	SeeSnake microDrain Video Inspection System.....	11.9	V	
Raprench.....	1.3	SeeSnake microReel Video Inspection System.....	11.9	V Head Pipe Stand.....	2.4
Ratchet Benders.....	8.3	SeeSnake nanoReel Industrial Inspections System.....	11.11	Vacuum Accessories.....	13.5
Ratchet Threader Die Heads.....	4.6	SeeSnake Video Inspection Systems.....	11.10	Vacuum Accessory Kits.....	13.6
Ratchet Tube Wrench.....	8.7	Sewer Tape.....	12.5	W	
Reamers.....	3.7	Shovels.....	7.15	Water Jetter, KJ-2200.....	12.36
		Sink Machine, K-40.....	12.10	Water Jetter, KJ-3100.....	12.38
		Sink Machine, K-45.....	12.8	Wide-Roll Pipe Cutter.....	3.3
		Snips.....	7.11	Wrench Parts.....	1.9
		Soil Pipe Cutters.....	3.4	Wrenches.....	1.2
		Soldering Gun.....	9.2		

INDEX

Model Number Index

Model No.	Page No.										
0-R	4.3	10	7.16	48	1.2	150A	4.19	276	3.4	456	8.3
0-R	4.7	10 Raprench	1.9	48	1.9	150A	4.21	276	3.5	458MM	8.6
00-R	4.3	11-R	4.3	60	1.2	150A	4.25	276	3.6	458R	8.6
00-R	4.4	11-R	4.4	60	1.9	150A	4.26	300	4.16	460	4.14
00-R	4.5	11-R	4.5	65R-C	4.8	150A	4.28	300	4.17	460-6	2.2
00-R	4.6	11-R	4.6	65R-TC	4.8	150-L	3.13	300	4.24	460-6	5.4
00-R	4.7	11-R	4.7	65S	3.14	150-LS	3.13	300	5.4	460-12	2.2
0-RB	4.3	12	1.2	65S	3.15	151	3.14	300A	4.17	460-12	5.4
0-RB	4.4	12	1.9	72	3.19	151	3.15	300 Compact	4.25	461	2.3
0-RB	4.5	12	7.3	73	3.19	151 CSST	3.14	300 Compact	5.2	462	2.3
0-RB	4.7	12	7.5	74	3.19	151-P	3.14	300 Compact Kit	4.25	463	2.3
1	1.5	12-R	4.3	80	3.7	151-P	3.15	300 Complete	5.2	464	2.3
1	6.6	12-R	4.4	81	3.7	152	3.14	301A	3.11	466C	3.6
1	7.16	12-R	4.5	81E	7.19	152	3.15	303	7.5	466-CI	3.3
1	7.17	12-R	4.6	82	3.7	152-P	3.14	310	8.2	466-HWS	3.3
1-A	3.2	12-R	4.7	83	3.7	152-P	3.15	310M	8.2	466HWS	3.6
1A	3.6	14	1.2	83E	3.7	153	3.14	311	4.16	466-S	3.3
2	1.5	14	1.3	83E	7.19	153	3.15	312	4.16	466S	3.6
2	3.7	14	1.4	84	3.7	153-P	3.14	312	8.2	468C	3.6
2	6.6	14	1.9	84E	3.7	153-P	3.15	312M	8.2	468-CI	3.3
2	7.16	15	3.14	84E	7.19	154	3.14	314M	8.2	468-HWS	3.3
2	7.17	15	3.15	85	3.7	154	3.15	315M	8.2	468HWS	3.6
2-A	3.2	15-SI	3.14	85E	3.7	154-P	3.14	316M	8.2	468-S	3.3
2A	3.6	15-SI	3.15	85E	7.19	154-P	3.15	318M	8.2	468S	3.6
2P	1.5	016	7.5	86	3.7	156	3.14	320-E	10.2	472C	3.6
2-S	3.7	17	1.6	86E	3.7	156	3.15	341	4.16	472-CI	3.3
3	3.7	18	1.2	86E	7.19	156-P	3.14	341	4.19	472-HWS	3.3
3	6.6	18	1.3	87	3.7	156-P	3.15	341	4.21	472HWS	3.6
3	7.16	18	1.4	87	7.14	161	4.10	342	1.7	472-S	3.3
3	7.17	18	1.9	87E	3.7	161	4.11	345	8.6	472S	3.6
3-S	3.2	20	3.14	88E	7.19	170	7.15	345/150	8.6	500A	4.27
3S	3.6	20	3.15	89	3.7	170FG	7.15	345/150DL	8.6	500A	4.30
#4	4.12	21	2.3	89E	3.7	171	7.15	345-DL	8.6	500B	4.31
4	6.6	22	2.3	92	2.5	171FG	7.15	346	4.10	500B	4.32
4	7.16	23	2.3	100A	4.19	172	7.15	358	8.3	500UM	7.4
4	7.17	24	1.2	100A	4.21	173	7.15	360	3.6	502	4.30
4-S	3.2	24	1.3	100A	4.25	176	7.15	360	4.16	504A	4.30
4S	3.6	24	1.4	100A	4.26	191	7.15	364	3.6	504A	4.31
4U	4.19	24	1.9	100A	4.28	200A	4.19	368	8.3	514	4.30
4U	4.27	24	7.5	100B	10.2	200A	4.21	375	8.6	515	4.30
5	1.5	25	1.6	101	3.12	200A	4.25	377	8.6	531	4.19
5	6.6	25	2.3	101	3.15	200A	4.26	378	8.3	531	4.23
5	7.3	25	7.16	103	3.12	200A	4.28	395	7.4	531	4.25
5	7.16	27	2.3	103	3.15	202	3.3	400UM	7.4	531	4.27
5	7.17	30	3.14	104	3.12	202	3.6	402	4.12	531	4.32
5P	1.5	30	3.15	104	3.15	205	3.13	403	8.2	532	4.19
6	1.2	30P	3.15	106	3.15	205	3.15	404	8.2	532	4.25
6	1.9	31-A BSPT	4.3	108	3.15	206	3.4	405	8.2	532	4.27
6	6.6	31-A NPSM	4.3	109	3.15	206	3.5	406	8.2	532	4.31
6	7.16	31-A NPT	4.3	109-P	3.15	206	3.6	406M	8.2	532	4.32
6	7.17	31B	4.7	109P	3.15	212	7.6	408	8.2	535	4.20
6-S	3.2	32	4.16	111-R	4.3	216	7.5	408M	8.2	535	4.21
6S	3.6	32	5.8	111-R	4.4	220	7.5	410M	8.2	535A	4.18
6U	4.19	32	7.5	116	7.5	223S	3.19	412M	8.2	535A	4.19
6U	4.27	33B	4.7	117	3.12	226	3.4	415	4.31	535 Auto	5.2
7	6.6	35B	4.7	117	3.15	226	3.5	418	4.12	535 Manual	5.2
7	7.16	35S	3.14	118	3.12	226	3.6	418	4.13	541	4.29
7	7.17	35S	3.15	118	3.15	227S	3.19	418	4.14	541	4.32
7	8.5	36	1.2	120	7.5	228	3.5	418	4.15	542	4.29
8	1.2	36	1.9	122	3.11	246	3.4	418	4.16	542	4.31
8	1.9	36	7.17	122	3.15	246	3.5	419	4.29	542	4.32
8	7.16	37B	4.7	122SS	3.11	246	3.6	424	4.31	555	4.27
8	7.17	39	2.3	122SS	3.15	250	4.25	424-CI	3.3	555	4.30
8	8.5	40	3.15	122XL	3.11	250	4.26	424CI	3.6	560	2.2
8R111S	7.12	40-A	2.2	122XL	3.15	250	7.5	424-S	3.3	562	8.5
9	7.3	42-A	3.3	127	3.19	254	3.7	424S	3.6	563	8.5
10	1.2	42A	3.6	138	3.17	258	3.8	425	2.2	564	8.5
10	1.3	44-S	3.3	141	4.10	258	3.9	425	4.14	565	8.5
10	1.9	44S	3.6	141	4.11	258PS	3.9	425	5.4	570	8.5
10	3.14	46	2.5	150	3.13	258-XL	3.9	454-W	8.6	575	3.18
10	3.15	46	4.10	150	3.15	266	3.6	455	8.6	575	8.5

590.....	3.10	815A.....	4.16	918-5.....	5.6	A-2.....	12.27	A-7534.....	12.19	C-10PC.....	12.27
600.....	4.13	815A.....	4.19	918-l.....	5.7	A-2.....	12.29	A-7534D.....	12.21	C-10PC.....	12.29
601.....	4.13	815A.....	4.25	920.....	5.2	A-2.....	12.33	A-7558.....	12.19	C-11.....	12.29
603.....	8.3	815A.....	4.27	920.....	5.8	A-2HD.....	12.29	A-7558D.....	12.21	C-11PC.....	12.29
604.....	8.3	815A.....	4.30	921.....	7.17	A-3.....	12.19	A-7570.....	12.19	C-12.....	1.5
605.....	8.3	815A.....	4.31	965.....	2.5	A-3.....	12.21	A-7570.....	12.21	C-12.....	12.29
606.....	7.7	816.....	4.19	975.....	5.2	A-3.....	12.22	A-7571.....	12.19	C-13IC.....	12.9
606.....	8.3	816.....	4.21	975.....	5.4	A-3.....	12.27	A-7571.....	12.21	C-13IC.....	12.11
606M.....	8.3	816.....	4.23	1010.....	1.7	A-3.....	12.29	AM2560.....	13.6	C-13IC.....	12.15
608.....	8.3	816.....	4.25	1017.....	1.7	A-3.....	12.33	AR99.....	2.5	C-13ICSB.....	12.11
608M.....	8.3	816.....	4.27	1019.....	1.7	A-4.....	12.29	Auto-Clean.....	12.7	C-14.....	1.5
610M.....	8.3	816.....	4.30	1021.....	7.17	A-5.....	12.27	B-171-X.....	4.15	C-14.....	12.29
612M.....	8.3	816.....	4.31	1121.....	7.17	A-8.....	12.27	B-1677.....	8.4	C-15.....	12.29
614.....	3.10	817.....	4.19	1203.....	4.23	A-8.....	12.29	B-1678.....	8.4	C-18.....	1.5
616.....	7.7	817.....	4.21	1205.....	7.6	A-9.....	12.29	B-1679.....	8.4	C-21.....	12.9
625.....	7.7	817.....	4.23	1205-2.....	7.6	A-10.....	12.25	B-1709.....	8.4	C-21.....	12.11
640.....	2.3	817.....	4.25	1206.....	3.11	A-10.....	12.27	B-1711.....	8.4	C-21.....	12.25
690.....	4.14	817.....	4.27	1206.....	4.16	A-12.....	12.15	B-1712.....	8.4	C-22.....	12.9
691.....	4.14	817.....	4.30	1206.....	5.4	A-12.....	12.29	B-3542.....	12.33	C-22.....	12.11
700.....	3.8	817.....	4.31	1210.....	5.2	A-12.....	12.33	B-6840.....	12.19	C-22.....	12.25
700.....	4.15	818.....	1.4	1215.....	4.22	A-13.....	12.13	B-6840.....	12.21	C-23IC.....	12.9
707.....	7.10	819.....	4.16	1215.....	4.23	A-13.....	12.15	B-6841.....	12.19	C-23IC.....	12.11
709.....	7.10	819.....	4.19	1215.....	5.2	A-13.....	12.25	B-6841.....	12.21	C-23IC.....	12.15
711.....	4.29	819.....	4.21	1218-BM.....	7.6	A-13.....	12.27	BC2A.....	2.2	C-24.....	1.5
711.....	4.30	819.....	4.25	1219.....	4.23	A-14-6.....	12.25	BC4A.....	2.2	C-24.....	12.21
711.....	4.31	819.....	4.29	1219.....	4.33	A-14-10.....	12.25	BC210.....	2.2	C-24HC.....	12.17
713.....	4.29	819.....	4.33	1221.....	7.17	A-17.....	12.29	BC210P.....	2.2	C-24HC.....	12.19
713.....	4.30	820.....	3.6	1224.....	4.28	A-17-A.....	12.25	BC410.....	2.2	C-24HC.....	12.21
713.....	7.10	820.....	4.19	1224.....	4.29	A-17-B.....	12.25	BC410P.....	2.2	C-24 HD.....	12.17
714.....	4.29	820.....	4.21	1224.....	5.2	A-17-C.....	12.25	BC510.....	2.2	C-24 HD.....	12.22
716.....	7.10	824.....	1.4	1224-BM.....	7.6	A-17-D.....	12.25	BC610.....	2.2	C-25.....	12.17
724.....	7.4	836.....	1.4	1321.....	7.17	A-17-E.....	12.25	BC810.....	2.2	C-25.....	12.19
725.....	4.29	839.....	4.19	1380.....	7.13	A-18.....	12.25	BTH-9.....	2.4	C-25.....	12.21
732.....	3.6	839.....	4.33	1406.....	4.26	A-20.....	12.29	C-1.....	12.9	C-25 HD.....	12.17
744.....	4.29	840A.....	4.10	1421.....	7.17	A-30.....	12.25	C-1.....	12.11	C-26.....	12.17
756.....	1.7	840A.....	4.29	1450.....	9.2	A-30TW.....	12.25	C-1.....	12.25	C-26.....	12.19
758.....	1.7	842.....	4.19	1452.....	4.16	A-34-10.....	12.29	C1.....	10.9	C-26.....	12.21
758.....	4.10	842.....	4.27	1493.....	3.17	A-34-12.....	12.29	C-11C.....	12.9	C-26 HD.....	12.17
760.....	1.7	842.....	4.30	1521.....	7.17	A-34-16.....	12.29	C-11C.....	12.11	C-27.....	12.17
762.....	1.7	844.....	4.10	1602.....	7.8	A-35.....	12.27	C-11C.....	12.15	C-27.....	12.19
764.....	3.6	844.....	4.21	1619.....	7.8	A-36.....	12.27	C-11C.....	12.25	C-27.....	12.21
764.....	4.29	848.....	1.4	1619F.....	7.8	A-40.....	12.25	C-2.....	12.9	C-27HC.....	12.17
765.....	1.7	856.....	4.27	1620.....	7.8	A-40B.....	12.11	C-2.....	12.11	C-27HC.....	12.19
766.....	4.29	856.....	4.30	1621.....	7.17	A-40G.....	12.11	C-2.....	12.25	C-27HC.....	12.21
768.....	1.7	880.....	3.7	1721.....	7.17	A-40G AF.....	12.11	C-2IC.....	12.9	C-27 HD.....	12.17
768.....	4.10	881.....	3.7	1821.....	7.17	A-45AF.....	12.9	C-2IC.....	12.11	C-28.....	12.19
768.....	4.21	882.....	3.7	1822.....	5.2	A-60-12.....	12.27	C-2IC.....	12.15	C-28.....	12.21
770.....	4.15	883.....	3.7	1974.....	7.9	A-60-16.....	12.27	C-2IC.....	12.25	C-29.....	12.19
771.....	4.15	902.....	3.5	2002.....	1.8	A-61.....	12.27	C-4.....	12.9	C-29.....	12.21
772.....	4.15	904.....	3.5	2006.....	1.8	A-61.....	12.29	C-4.....	12.11	C-31.....	12.15
773.....	4.15	911.....	4.29	2191.....	3.11	A-62.....	12.27	C-4.....	12.25	C-31IW.....	12.13
774.....	1.7	911.....	4.30	3215.....	1.6	A-62.....	12.29	C-5.....	12.9	C-31IW.....	12.15
774.....	3.8	911.....	4.31	3229.....	1.6	A-75.....	12.19	C-5.....	12.11	C-32.....	12.15
774.....	3.9	911.....	5.6	3231.....	1.6	A-75.....	12.22	C-5.....	12.25	C-32IW.....	12.13
774.....	4.15	912.....	5.6	3233.....	1.6	A-75DR.....	12.21	C-6.....	12.9	C-32IW.....	12.15
775.....	4.15	913.....	4.29	3235.....	1.6	A-75PF.....	12.21	C-6.....	12.11	C-33.....	12.15
786.....	7.11	913.....	4.30	3237.....	1.6	A-368X.....	12.29	C-6.....	12.25	C-33IW.....	12.13
787.....	7.11	914.....	4.29	4100.....	3.18	A-369X.....	12.29	C-6IC.....	12.9	C-33IW.....	12.15
788.....	7.11	914.....	5.6	4135.....	4.21	A-380.....	12.15	C-6IC.....	12.11	C-36.....	1.5
796.....	7.11	915.....	5.3	832068.....	13.5	A-381.....	12.15	C-6IC.....	12.25	C-44.....	12.15
797.....	7.11	915.....	5.6	832069.....	13.5	A-381-A.....	12.15	C-7.....	12.25	C-44IW.....	12.13
800LMI.....	7.4	916.....	5.2	832077.....	13.5	A-2474.....	12.33	C-7.....	12.27	C-44IW.....	12.15
810.....	1.4	916.....	5.5	832078.....	13.5	A-2475.....	12.33	C-8.....	12.25	C-45.....	12.15
811A.....	4.16	918.....	5.6	832079.....	13.5	A-2476.....	12.33	C-8.....	12.27	C-45HC.....	12.15
811A.....	4.19	918-1.....	5.2	832080.....	13.5	A-2704.....	12.33	C-8-8PC.....	12.25	C-45IW.....	12.13
811A.....	4.25	918-1.....	5.6	A-1.....	12.25	A-3179.....	12.25	C-8PC.....	12.27	C-45IW.....	12.15
811A.....	4.27	918-2.....	5.2	A-1.....	12.27	A3800 PF.....	12.15	C-9.....	12.13	C-46.....	12.15
811A.....	4.30	918-4.....	5.6	A-1.....	12.29	A-6582.....	12.19	C-9.....	12.25	C-75.....	12.19
811A.....	4.31	918-4.....	5.2	A-1.....	12.33	A-6582.....	12.21	C-9.....	12.27	C-75.....	12.21
812.....	1.4	918-4.....	5.6	A-1HD.....	12.29	A-6583.....	12.19	C-10.....	12.27	C-75HC.....	12.19
814.....	1.4	918-5.....	5.2	A-2.....	12.25	A-6583.....	12.21	C-10.....	12.29	C-75HC.....	12.21

INDEX

C-100.....	12.19	E-702.....	3.15	E-5118.....	3.7	H-30 WH.....	12.35	HL-1.....	12.35	KJ-1750-SC.....	12.35
C-100.....	12.21	E-729.....	4.33	E-5119.....	3.7	H-30 WH.....	12.37	HL-1.....	12.37	KJ-2200.....	12.37
C-100HC.....	12.19	E-730.....	4.33	E-5120.....	3.7	H-31.....	12.35	HL-1.....	12.39	KJ-2200-C.....	12.37
C-100HC.....	12.21	E-730-B.....	4.33	E-5272.....	3.14	H-32.....	12.35	HL-2.....	12.35	KJ-3100.....	12.39
C-6429.....	12.9	E-731.....	4.33	E-5272.....	3.15	H-32.....	12.37	HL-2.....	12.37	KOPD-52.....	7.13
CD-100 RS.....	11.25	E-731-B.....	4.33	E-5299.....	3.15	H-32.....	12.39	HL-2.....	12.39	KOPD-254.....	7.13
CJ-99.....	2.4	E-732.....	4.33	E-5715.....	3.18	H-38.....	12.39	HP-22.....	12.37	KT-190.....	9.4
CS10.....	11.13	E-732-B.....	4.33	E-5720.....	3.18	H-38 WH.....	12.39	HP-EL.....	12.35	KT-200.....	9.4
CS1000.....	11.12	E-733.....	4.33	E-5721.....	3.18	H-41.....	12.35	HW-22.....	12.37	L100.....	11.9
CSST.....	3.15	E-733-B.....	4.33	E-5722.....	3.18	H-42.....	12.35	HW-30.....	12.39	L100C.....	11.9
CT400.....	10.2	E-734.....	4.33	E-5723.....	3.18	H-44.....	12.35	HW-EL.....	12.35	LT1000.....	11.14
D30.....	11.8	E-734-B.....	4.33	E-5724.....	3.18	H-45.....	12.35	K-3.....	12.5	LT1000M.....	11.14
D65S.....	11.8	E-735.....	4.33	E-5725.....	3.18	H-51.....	12.35	K-5.....	12.5	M14.....	6.4
D-380-X.....	4.33	E-735-B.....	4.33	E-5726.....	3.18	H-52.....	12.35	K-6.....	12.5	M16.....	6.4
D-969.....	6.5	E-736.....	4.33	E-5727.....	3.18	H-61.....	12.37	K-6 DH.....	12.5	M16.....	6.7
D-979.....	6.5	E-736-B.....	4.33	E-5728.....	3.18	H-62.....	12.37	K-10.....	12.33	M16.....	6.8
D-980.....	6.5	E-863.....	4.16	E-5732.....	8.4	H-65.....	12.37	K-25-BP.....	12.6	M17.....	6.4
D-981.....	6.5	E-910.....	1.5	E-5734.....	8.4	H-71.....	12.37	K-25-DH.....	12.6	M19.....	6.4
D-984.....	6.5	E-914.....	1.5	E-5761.....	7.14	H-72.....	12.37	K-26.....	12.6	M21.....	6.4
D-985.....	6.5	E-918.....	1.5	E-5762.....	7.14	H-75.....	12.37	K-40.....	12.10	M22.....	6.4
D-986.....	6.5	E-924.....	1.5	E-5763.....	7.14	H-84.....	12.37	K-40AF.....	12.10	M24.....	6.4
D-987.....	6.5	E-1032.....	3.6	E-5766.....	7.14	H-101.....	12.39	K-40AF-B.....	12.10	M24.....	6.7
D-988.....	6.5	E-1032S.....	3.6	E-5769.....	7.14	H-102.....	12.39	K-45.....	12.8	M24.....	6.8
D-989.....	6.5	E-1240.....	3.14	E-5773.....	7.14	H-104.....	12.39	K-45-1.....	12.8	M25.....	6.4
D-990.....	6.5	E-1240.....	3.15	E-5777.....	7.14	H-105.....	12.39	K-45-5.....	12.8	M27.....	6.4
D-992.....	6.5	E-1525.....	3.14	E-5781.....	7.14	H-111.....	12.39	K-45-7.....	12.8	M29.....	6.4
D-993.....	6.5	E-1525.....	3.15	E-5788.....	7.14	H-112.....	12.39	K-45AF.....	12.8	M29.....	6.8
D-994.....	6.5	E-1740.....	3.15	E-6128.....	3.18	H-115.....	12.39	K-45AF-1.....	12.8	M30.....	6.4
D-1375.....	8.4	E-1962.....	3.6	E-6212-X.....	3.18	H-1211.....	12.35	K-45AF-5.....	12.8	M32.....	6.4
D-1376.....	8.4	E-2155.....	3.14	E6400 XFR.....	11.17	H-1211.....	12.37	K-45AF-7.....	12.8	M33.....	6.4
D-1377.....	8.4	E-2155.....	3.15	E6410.....	11.17	H-1215.....	12.35	K-50.....	12.24	M35.....	6.4
D-1378.....	8.4	E-2156.....	3.14	E6410 ATG.....	11.17	H-1215.....	12.37	K-50-4.....	12.24	M35.....	6.8
D-1379.....	8.4	E-2156.....	3.15	E-10279.....	3.15	H-1220.....	12.35	K-50-6.....	12.24	M37.....	6.4
D-1380.....	8.4	E-2157.....	3.14	F-3.....	3.6	H-1220.....	12.37	K-50-8.....	12.24	M38.....	6.4
D-1381.....	8.4	E-2157.....	3.15	F-3S.....	3.6	H-1235.....	12.35	K-50-9.....	12.24	M40.....	6.4
D-1382.....	8.4	E-2191.....	3.14	F-10.....	7.4	H-1250.....	12.35	K-60SP.....	12.26	M41.....	6.4
D-1415.....	3.18	E-2191.....	3.15	F-45.....	7.2	H-1250.....	12.37	K-60SP-SE.....	12.26	M43.....	6.4
D-1440.....	4.10	E-2267.....	3.6	F-50.....	7.2	H-1400.....	12.35	K-400.....	12.13	M44.....	6.4
DDP-986.....	6.5	E-2558.....	3.14	F-60.....	7.2	H-1400.....	12.37	K-400 w/C-31 IW ..	12.13	M44.....	6.8
DP-985.....	6.5	E-2558.....	3.15	F-119.....	3.6	H-1400.....	12.39	K-400 w/C-32 IW ..	12.13	M46.....	6.4
E-6.....	1.2	E-2632.....	3.6	F-158.....	3.14	H-1415.....	12.35	K-400 w/C-44 IW ..	12.13	M48.....	6.4
E-6.....	1.9	E-2724.....	12.5	F-158.....	3.15	H-1415.....	12.37	K-400 w/C-45 IW ..	12.13	M51.....	6.4
E-8.....	1.2	E-2725.....	12.5	F-229.....	3.6	H-1415.....	12.39	K-400 AF w/C-32 IW ..	12.13	M52.....	6.4
E-8.....	1.9	E-2726.....	12.5	F-229S.....	3.6	H-1435.....	12.35	K-400 AF w/C-45 IW ..	12.13	M54.....	6.4
E-10.....	1.2	E-2727.....	12.5	F-366.....	3.6	H-1435.....	12.37	K-750.....	12.18	M57.....	6.4
E-10.....	1.9	E-2729.....	12.5	F-367.....	3.6	H-1435.....	12.39	K-750R.....	12.22	M59.....	6.4
E-12.....	1.2	E-2731.....	12.5	F-367-S.....	3.6	H-1450.....	12.35	K-750 W/C-24.....	12.18	M60.....	6.4
E-12.....	1.9	E-2737.....	12.5	F-383.....	3.6	H-1450.....	12.37	K-750 W/C-27.....	12.18	M64.....	6.4
E-14.....	1.2	E-2739.....	12.5	F-514.....	3.6	H-1450.....	12.39	K-750 W/C-75.....	12.18	M65.....	6.4
E-14.....	1.9	E-2741.....	12.5	F-515.....	3.6	H-1475.....	12.35	K-1000.....	12.32	M67.....	6.4
E-18.....	1.2	E-2743.....	12.5	F-546.....	3.6	H-1475.....	12.37	K-1500A.....	12.28	M70.....	6.4
E-18.....	1.9	E-2880.....	3.15	FV-1.....	12.37	H-1475.....	12.39	K-1500B.....	12.28	M73.....	6.4
E-24.....	1.2	E-2990.....	3.15	FV-1.....	12.39	H-1825.....	12.35	K-1500G w/C-14.....	12.31	M76.....	6.4
E-24.....	1.9	E-3186.....	3.6	H-5.....	12.35	H-1850.....	12.35	K-1500SPA.....	12.30	M79.....	6.4
E-36.....	1.2	E-3469.....	3.12	H-5.....	12.37	H-3810.....	12.39	K-1500SPB.....	12.30	M83.....	6.4
E-36.....	1.9	E-3469.....	3.13	H-5.....	12.39	H-3815.....	12.39	K-3800.....	12.14	M86.....	6.4
E-37.....	8.6	E-3469.....	3.14	H-10.....	12.35	H-3820.....	12.39	K-3800 w/C-31.....	12.14	M89.....	6.4
E-45.....	8.6	E-3469.....	3.15	H-10A.....	12.35	H-3830.....	12.39	K-3800 w/C-32.....	12.14	M92.....	6.4
E-46.....	8.6	E-3495.....	3.15	H-10 WH.....	12.35	H-3850.....	12.39	K-3800 w/C-45.....	12.14	M95.....	6.4
E-47.....	8.6	E3986.....	6.5	H-18.....	7.12	HB382.....	8.8	K-3800 w/C-46.....	12.14	M98.....	6.4
E-52.....	8.6	E-4266.....	3.6	H-21.....	12.35	HB383.....	8.8	K-6200 w/C-24.....	12.16	M102.....	6.4
E-61.....	8.6	E-4546.....	3.13	H-21.....	12.37	HC300.....	6.2	K-6200 w/C-24 HD.....	12.16	M105.....	6.4
E-63.....	8.6	E-4546.....	3.14	H-21.....	12.39	HC300-J.....	6.2	K-7500.....	12.20	M108.....	6.4
E-64.....	8.6	E-4546.....	3.15	H-22.....	12.35	HC450.....	6.3	K-7500 w/C-75.....	12.20	M110.....	6.4
E-109.....	3.6	E-4695.....	7.14	H-24.....	12.35	HC450-J.....	6.3	K-7500 w/C-100.....	12.20	M114.....	6.4
E-110.....	1.6	E-5112.....	3.7	H-25.....	12.35	HF-4.....	12.37	KJ-1350.....	12.35	M121.....	6.4
E-258.....	3.9	E-5113.....	3.7	H-25.....	12.37	HF-4.....	12.39	KJ-1350-2.....	12.35	M127.....	6.4
E258-T.....	3.9	E-5114.....	3.7	H-25.....	12.39	HF0500.....	13.5	KJ-1350-2C.....	12.35	M140.....	6.4
E-635.....	3.14	E-5115.....	3.7	H-30.....	12.35	HF1000.....	13.5	KJ-1350-C.....	12.35	M152.....	6.4
E-635.....	3.15	E-5116.....	3.7	H-30.....	12.37	HKO-186.....	7.12	KJ-1750.....	12.35	micro CA-25.....	11.20
E635.....	3.14	E-5117.....	3.7	H-30A.....	12.35	HKO-1810.....	7.12	KJ-1750-C.....	12.35	micro CA-25.....	11.21

micro CA-100.....	11.20	S-2.....	12.15	T-38.....	12.29	T-206.....	12.13	T-240.....	12.15	T-434.....	12.21
micro CA-100.....	11.22	S-3.....	12.9	T-39.....	12.29	T-206.....	12.15	T-240.....	12.25	T-436.....	12.17
micro CA-300.....	11.20	S-3.....	12.11	T-40.....	12.29	T-206.....	12.25	T-250.....	12.9	T-436.....	12.19
micro CA-300.....	11.23	S-3.....	12.15	T-41.....	12.29	T-207.....	12.13	T-250.....	12.11	T-436.....	12.21
micro CD-100.....	11.25	S-4A.....	1.3	T-42.....	12.29	T-207.....	12.15	T-250.....	12.25	T-458.....	12.17
micro IR-100.....	11.24	S-6A.....	1.3	T-43.....	12.29	T-207.....	12.25	T-260.....	12.13	T-458.....	12.19
micro LM-100.....	11.24	S-8A.....	1.3	T-44.....	12.29	T-208.....	12.13	T-260.....	12.15	T-458.....	12.21
MJ-1.....	4.21	S14.....	7.14	T-45.....	12.29	T-208.....	12.15	T-270.....	12.15	T-468.....	12.19
PC-1250.....	3.16	S18.....	7.14	T-46.....	12.29	T-208.....	12.25	T-300.....	12.33	T-468.....	12.21
PC-1375.....	3.16	S24.....	7.14	T-47.....	12.29	T-209.....	12.13	T-301.....	12.33	TC-40.....	3.16
PCB-1250.....	3.16	S30.....	7.14	T-50.....	12.29	T-209.....	12.15	T-302.....	12.33	TPA-250.....	12.41
PCB-1375.....	3.16	S36.....	7.14	T-50-1.....	12.29	T-209.....	12.25	T-303.....	12.33	TP-2HK.....	12.41
P-TEC 3000.....	3.17	S42.....	7.14	T-50-2.....	12.29	T-210.....	12.9	T-304.....	12.33	TP-3HK.....	12.41
RO.....	6.5	SEP-500.....	12.42	T-50-3.....	12.29	T-210.....	12.11	T-306.....	12.33	TP-160.....	12.41
R-1.....	12.33	SF-2500.....	9.3	T-101.....	12.15	T-210.....	12.13	T-307.....	12.33	TP-250.....	12.41
R1.....	6.5	SP-330.....	12.40	T-101.....	12.27	T-210.....	12.15	T-308.....	12.33	TP-500K.....	12.41
R-2.....	12.33	SP-330D.....	12.40	T-102.....	12.15	T-210.....	12.25	T-310.....	12.33	TP-4000.....	12.41
R2.....	6.5	SP-500.....	12.40	T-102.....	12.27	T-211.....	12.9	T-312.....	12.33	TP-5500.....	12.41
R2.....	10.9	SP-500P.....	12.40	T-103.....	12.27	T-211.....	12.11	T-313.....	12.33	V1.....	10.9
R2S.....	6.2	SP-1000.....	12.40	T-104.....	12.15	T-211.....	12.13	T-316.....	12.33	V2.....	10.8
R2S.....	6.5	SR-20.....	11.28	T-104.....	12.27	T-211.....	12.15	T-317.....	12.33	V2.....	10.9
R3.....	6.5	SR-60.....	11.29	T-105.....	12.27	T-211.....	12.25	T-319.....	12.33	VF-99.....	2.4
R4.....	6.3	SSEP-500.....	12.42	T-106.....	12.27	T-212.....	12.9	T-320.....	12.33	VF-99.....	5.4
R4.....	6.5	ST-33Q.....	11.30	T-107.....	12.15	T-212.....	12.11	T-321.....	12.33	VF3500.....	13.5
R5.....	8.7	ST-305.....	11.30	T-107.....	12.27	T-212.....	12.13	T-326.....	12.33	VF3501.....	13.5
R6.....	8.7	ST-305.....	11.31	T-109.....	12.27	T-212.....	12.15	T-403.....	12.17	VF3502.....	13.5
R-7.....	12.33	ST-510.....	11.30	T-110.....	12.27	T-212.....	12.25	T-403.....	12.19	VF3503.....	13.5
R7.....	8.7	ST-510.....	11.31	T-111.....	12.27	T-213.....	12.9	T-403.....	12.21	VF4000.....	13.5
R-8.....	12.33	T-1.....	12.29	T-112.....	12.15	T-213.....	12.11	T-403.....	12.22	VF5000.....	13.5
R8.....	8.7	T-2.....	12.29	T-112.....	12.27	T-213.....	12.13	T-404.....	12.17	VF6000.....	13.5
R9.....	8.7	T-2.....	12.33	T-113.....	12.15	T-213.....	12.15	T-404.....	12.19	VF7000.....	13.5
R10.....	8.7	T-3.....	12.29	T-113.....	12.27	T-213.....	12.25	T-404.....	12.21	VJ-98.....	2.4
R11.....	8.7	T-4.....	12.29	T-114.....	12.15	T-214.....	12.9	T-406.....	12.17	VJ-99.....	2.4
R12.....	8.7	T-4.....	12.33	T-114.....	12.27	T-214.....	12.11	T-406.....	12.19	VJ-99.....	5.4
R13.....	8.7	T-5.....	12.29	T-121.....	12.15	T-214.....	12.13	T-406.....	12.21	VP2000.....	12.42
R14.....	8.7	T-6.....	12.29	T-122.....	12.15	T-214.....	12.15	T-406.....	12.22	VP2000.....	13.6
R15.....	8.7	T-7.....	12.29	T-125.....	12.15	T-214.....	12.25	T-407.....	12.17	VT1701.....	13.5
R16.....	8.7	T-7.....	12.33	T-125.....	12.27	T-215.....	12.9	T-407.....	12.19	VT1702.....	13.5
R735BB.....	7.12	T-8.....	12.29	T-127.....	12.27	T-215.....	12.11	T-407.....	12.21	VT1708.....	13.5
R737BB.....	7.12	T-9.....	12.29	T-141.....	12.15	T-215.....	12.13	T-408.....	12.17	VT1709.....	13.5
R739BB.....	7.12	T-10.....	12.29	T-142.....	12.15	T-215.....	12.15	T-408.....	12.19	VT1710.....	13.5
RC-1625.....	3.17	T-11.....	12.29	T-150.....	12.27	T-215.....	12.25	T-408.....	12.21	VT1711.....	13.5
RC-2375.....	3.17	T-12.....	12.29	T-150-1.....	12.27	T-216.....	12.13	T-409.....	12.17	VT1712.....	13.5
RCB-1625.....	3.17	T-13.....	12.29	T-201.....	12.9	T-216.....	12.15	T-409.....	12.19	VT1714.....	13.5
RCB-2375.....	3.17	T-14.....	12.29	T-201.....	12.11	T-216.....	12.25	T-409.....	12.21	VT1720.....	13.5
RJ-98.....	2.4	T-15A.....	12.29	T-201.....	12.13	T-217.....	12.9	T-411.....	12.17	VT1755.....	13.5
RJ-99.....	2.4	T-15B.....	12.29	T-201.....	12.15	T-217.....	12.11	T-411.....	12.19	VT1781.....	13.5
RJ-624.....	2.5	T-16.....	12.29	T-201.....	12.25	T-217.....	12.13	T-411.....	12.21	VT2501.....	13.5
RJ624.....	5.8	T-16.....	12.33	T-201A.....	12.25	T-217.....	12.15	T-411.....	12.22	VT2502.....	13.5
R-0.....	12.33	T-17.....	12.29	T-202.....	12.9	T-217.....	12.25	T-412.....	12.17	VT2503.....	13.5
RP 210-B.....	10.2	T-17.....	12.33	T-202.....	12.11	T-218.....	12.25	T-412.....	12.19	VT2508.....	13.5
RP 210-B.....	10.4	T-18.....	12.29	T-202.....	12.13	T-219.....	12.25	T-412.....	12.21	VT2509.....	13.5
RP 330.....	10.6	T-18.....	12.33	T-202.....	12.15	T-220.....	12.25	T-413.....	12.17	VT2510.....	13.5
RP 330-B.....	10.2	T-21.....	12.29	T-202.....	12.25	T-221.....	12.25	T-413.....	12.19	VT2514.....	13.5
RP 330-B.....	10.6	T-22.....	12.29	T-203.....	12.9	T-225.....	12.9	T-413.....	12.21	VT2520.....	13.5
RP 330-C.....	10.2	T-23.....	12.29	T-203.....	12.11	T-225.....	12.11	T-413.....	12.22	VT2525.....	13.5
RP 330-C.....	10.7	T-23.....	12.33	T-203.....	12.13	T-225.....	12.15	T-414.....	12.17	VT2530.....	13.5
RR3000.....	12.39	T-24.....	12.17	T-203.....	12.15	T-225.....	12.25	T-414.....	12.19	VT2534.....	13.5
RT-100.....	9.2	T-24.....	12.19	T-203.....	12.25	T-230.....	12.9	T-414.....	12.21	VT2534.....	13.6
RT-175.....	9.2	T-24.....	12.29	T-204.....	12.9	T-230.....	12.13	T-414.....	12.22	VT2540.....	13.5
RT1000.....	6.7	T-24.....	12.33	T-204.....	12.11	T-230.....	12.15	T-416.....	12.17	VT2561.....	13.5
RT3422.....	6.8	T-25.....	12.29	T-204.....	12.13	T-230.....	12.25	T-416.....	12.19	VT2570.....	13.5
RV2400A.....	13.4	T-25.....	12.33	T-204.....	12.15	T-231.....	12.9	T-416.....	12.21	VT2571.....	13.5
RV2400HF.....	13.4	T-26.....	12.29	T-204.....	12.25	T-231.....	12.13	T-432.....	12.17	VT2575.....	13.5
RV2600B.....	13.4	T-26.....	12.33	T-205.....	12.9	T-231.....	12.15	T-432.....	12.19	WD0671.....	13.3
S.....	8.5	T-26A.....	12.29	T-205.....	12.11	T-231.....	12.25	T-433.....	12.17	WD0671EX.....	13.3
S-1.....	12.9	T-26A.....	12.33	T-205.....	12.13	T-232.....	12.9	T-433.....	12.19	WD0970.....	13.3
S-1.....	12.11	T-27.....	12.29	T-205.....	12.15	T-232.....	12.13	T-433.....	12.19	WD0970M.....	13.3
S-2.....	1.3	T-31.....	12.29	T-205.....	12.25	T-232.....	12.15	T-434.....	12.21	WD1270.....	13.3
S-2.....	12.9	T-32.....	12.29	T-206.....	12.9	T-232.....	12.25	T-434.....	12.17	WD1270EX.....	13.3
S-2.....	12.11	T-33.....	12.29	T-206.....	12.11	T-240.....	12.13	T-434.....	12.19		

INDEX

Model Number Index

Model No.	Page No.
WD1450	13.3
WD1450EX	13.3
WD1680	13.3
WD1680EX	13.3
WD1851	13.3
WD1851EX	13.3
WD1956	13.3
WD3050	13.3
WD3050M	13.3
WD4070	13.3
WD4070EX	13.3
WD4522	13.3
XF-45	7.3
XF-50	7.3
XL	10.9
XL-C/S	10.8
XT2 XFR	11.17

Catalog Number Index

Catalog No.	Page No.										
10251	8.5	15828	11.35	19263	11.35	22673	10.8	26187	4.29	30118	4.3
10261	8.5	16013	4.14	19268	11.35	22678	10.2	26192	4.29	30208	11.23
10271	8.5	16202	7.11	19273	11.35	22678	10.8	26212	3.6	30703	5.4
10281	8.5	16207	7.11	19366	4.10	22683	10.2	26212	4.29	30708	5.4
10291	8.5	16473	7.10	19793	11.35	22683	10.5	26217	4.29	31000	1.2
10301	8.5	16573	7.9	19813	10.2	22688	10.2	26453	12.42	31005	1.2
10311	8.5	16671	6.2	19813	10.5	22688	10.5	26453	13.6	31010	1.2
10321	8.5	16671	6.5	20105	4.26	23282	4.19	26558	12.11	31013	10.4
10341	8.5	16703	2.2	20168	11.26	23282	4.27	26573	13.5	31013	10.6
10343	3.11	16703	4.14	20168	11.34	23297	4.27	26578	13.5	31015	1.2
10348	1.2	16703	5.4	20193	11.8	23297	4.30	26643	13.5	31018	10.4
10351	8.5	16708	4.14	20213	7.7	23332	8.6	26648	7.3	31018	10.6
10358	1.2	16713	12.39	20218	7.7	23337	8.6	26707	4.29	31020	1.2
10361	8.5	16718	4.14	20233	7.4	23448	10.11	26773	12.13	31023	10.4
10491	4.27	16723	4.10	20238	7.6	23458	10.11	26778	12.13	31025	1.2
10863	12.22	16723	4.21	20483	10.2	23463	10.11	26803	3.16	31028	10.4
10883	4.12	16728	11.35	20483	10.8	23468	10.11	26993	12.13	31030	1.2
10883	4.13	16803	10.9	20503	11.35	23473	10.11	26998	12.13	31035	1.2
10883	4.14	16958	10.2	20543	10.2	23477	7.12	27003	12.13	31038	10.4
10883	4.15	16958	10.5	20543	10.8	23478	10.11	27008	12.13	31040	1.2
10883	4.16	16963	10.2	20548	10.2	23487	7.13	27013	12.13	31045	1.2
10973	3.11	16963	10.5	20548	10.8	23488	3.16	27023	1.8	31048	10.4
10973	3.15	16978	10.2	20553	10.2	23492	7.13	27048	12.13	31050	1.2
12128	12.13	16978	10.5	20553	10.8	23493	3.16	27423	10.9	31053	10.4
12128	12.15	17003	10.2	20826	4.13	23498	3.17	27428	10.9	31055	1.2
12128	12.25	17003	10.5	20923	4.5	23692	12.28	27592	12.28	31060	1.2
12138	4.19	17008	10.2	20928	4.5	23697	12.28	27597	12.28	31065	1.2
12248	11.8	17008	10.5	20933	4.5	23702	12.28	27612	12.28	31070	1.2
12543	11.33	17013	10.2	20938	4.5	23707	12.28	27617	12.28	31073	13.5
12638	3.11	17013	10.5	20943	4.5	23712	12.28	27637	12.28	31075	1.2
12643	3.11	17018	10.2	20948	4.5	23717	12.28	27642	12.15	31078	13.5
12693	1.4	17018	10.5	20953	4.5	23738	13.5	27642	12.27	31080	1.2
12698	1.4	17497	7.13	20958	4.5	23743	13.5	27848	7.3	31083	13.5
13988	11.4	17502	7.13	20973	11.31	23908	12.9	27858	3.17	31085	1.2
13988	11.5	17507	7.13	21103	10.8	23913	12.9	27913	10.6	31088	13.5
13988	11.6	17512	7.13	21218	4.4	23913	12.11	27918	10.6	31090	1.4
13993	11.6	17517	7.13	21393	7.19	24226	12.29	27923	10.6	31095	1.4
13998	11.5	17522	7.13	21398	7.19	24537	7.12	27933	10.6	31100	1.4
13998	11.6	17527	7.13	21403	7.19	24542	7.12	27938	10.7	31103	13.5
14003	11.6	17532	7.13	21408	7.19	24582	7.12	27943	10.7	31105	1.4
14028	11.6	17537	7.13	21413	7.19	24587	7.12	27948	10.7	31108	13.5
14033	11.6	17542	7.13	21423	7.19	24608	13.5	27963	11.8	31110	1.4
14053	11.4	17547	7.13	21847	7.12	24703	11.8	27998	10.2	31115	1.4
14053	11.5	17552	7.13	21857	7.12	24797	8.6	27998	10.9	31120	1.4
14053	11.6	17557	7.13	21878	10.8	24853	12.13	28003	10.2	31125	1.4
14058	11.6	17558	11.8	21878	10.9	25036	12.27	28003	10.9	31130	1.4
14063	11.4	17562	7.13	21878	10.10	25036	12.29	28008	10.2	31170	1.7
14063	11.6	17563	11.6	21893	11.26	25046	12.25	28008	10.9	31175	1.7
14078	11.6	17567	7.13	21893	11.28	25046	12.27	28013	10.2	31180	1.7
14083	11.8	17572	7.13	21898	11.26	25588	3.16	28013	10.9	31208	12.41
14103	11.6	17577	7.13	21898	11.31	25638	5.4	28018	10.2	31228	10.2
14108	11.6	17582	7.13	21903	11.26	25648	13.4	28018	10.9	31228	10.5
14113	11.6	17587	7.13	21903	11.31	25653	13.4	28023	10.2	31275	1.6
14128	11.6	17592	7.13	22086	3.17	26092	4.28	28023	10.9	31280	1.6
14133	11.8	17597	7.12	22088	4.12	26097	4.28	28028	10.9	31305	1.6
14213	7.14	17597	7.13	22163	11.26	26102	4.28	28033	10.9	31310	1.5
14218	7.14	17602	7.12	22163	11.29	26107	4.28	28038	10.9	31315	1.5
14223	7.14	17602	7.13	22168	2.4	26112	4.28	28043	10.9	31320	1.5
14228	7.14	17861	9.2	22168	5.4	26122	4.28	28048	10.9	31325	1.5
14233	7.14	18363	7.14	22563	4.26	26127	4.28	29583	10.11	31330	1.5
14238	7.14	18368	7.14	22563	4.28	26132	4.29	29848	13.5	31335	1.5
14818	11.26	18373	7.14	22638	4.16	26137	4.29	29963	3.14	31340	1.5
14818	11.34	18378	7.14	22653	10.2	26142	4.29	29963	3.15	31345	1.5
14988	3.5	18383	7.14	22653	10.8	26147	4.29	29973	3.14	31350	1.5
15071	8.5	18388	7.14	22658	10.2	26152	4.29	29973	3.15	31355	1.5
15317	4.7	18643	9.3	22658	10.8	26157	4.29	29983	3.19	31360	1.5
15323	11.6	18648	9.3	22663	10.2	26162	4.29	29993	3.19	31365	1.5
15323	11.35	18718	13.3	22663	10.8	26163	10.9	30007	12.27	31370	1.5
15682	4.17	19238	11.26	22668	10.2	26167	4.29	30032	8.5	31375	1.3
15722	4.17	19238	11.33	22668	10.8	26168	11.26	30088	3.17	31380	1.3
15828	11.8	19258	11.35	22673	10.2	26168	11.30	30093	3.17	31385	1.3

INDEX

Catalog Number Index

Catalog No.	Page No.										
31390.....	1.3	31652.....	3.14	32055.....	1.5	32923.....	11.11	34167.....	4.29	35580.....	7.16
31395.....	1.3	31652.....	3.15	32065.....	1.5	32925.....	3.14	34172.....	4.29	35585.....	7.16
31400.....	1.6	31653.....	13.3	32068.....	10.4	32930.....	3.14	34177.....	4.29	35590.....	7.16
31405.....	1.7	31655.....	1.9	32068.....	10.6	32930.....	3.15	34182.....	4.29	35595.....	3.7
31410.....	3.5	31657.....	3.14	32068.....	11.8	32933.....	3.12	34298.....	11.11	35600.....	3.7
31420.....	1.9	31657.....	3.15	32078.....	3.14	32935.....	3.14	34303.....	11.12	35605.....	3.7
31425.....	1.9	31658.....	13.3	32078.....	3.15	32940.....	3.14	34403.....	10.12	35610.....	3.7
31430.....	1.9	31660.....	1.9	32237.....	4.29	32940.....	3.15	34497.....	4.13	35615.....	3.7
31435.....	1.9	31662.....	3.14	32242.....	4.29	32945.....	3.15	34570.....	3.5	35620.....	3.7
31440.....	1.9	31662.....	3.15	32573.....	3.12	32948.....	11.7	34572.....	3.14	35625.....	3.7
31442.....	4.28	31663.....	13.3	32603.....	11.4	32950.....	3.14	34577.....	4.29	35630.....	3.7
31445.....	1.9	31665.....	1.9	32603.....	11.5	32953.....	11.11	34617.....	3.6	35635.....	3.7
31450.....	1.9	31667.....	3.14	32603.....	11.14	32955.....	3.15	34623.....	11.10	35640.....	3.7
31455.....	1.9	31667.....	3.15	32608.....	11.14	32975.....	3.12	34678.....	10.12	35645.....	3.7
31460.....	1.9	31670.....	1.9	32648.....	11.8	32975.....	3.15	34695.....	3.15	35650.....	3.7
31465.....	1.9	31675.....	1.9	32658.....	11.8	32985.....	3.12	34883.....	7.15	35655.....	3.7
31470.....	1.9	31680.....	1.9	32663.....	11.9	32985.....	3.15	34893.....	12.7	35660.....	3.7
31475.....	1.9	31685.....	1.9	32668.....	11.12	33005.....	3.15	34943.....	3.17	35665.....	3.7
31480.....	1.9	31690.....	1.9	32673.....	11.12	33055.....	3.13	34953.....	11.5	35670.....	3.7
31485.....	1.9	31693.....	13.3	32683.....	11.8	33055.....	3.15	34953.....	11.23	35675.....	3.7
31487.....	12.19	31695.....	1.9	32688.....	11.12	33057.....	4.29	34945.....	3.7	35680.....	3.7
31487.....	12.21	31698.....	13.3	32693.....	11.7	33070.....	3.13	34950.....	3.7	35685.....	3.7
31490.....	1.9	31700.....	1.9	32698.....	13.5	33072.....	4.29	34955.....	3.7	35695.....	7.16
31492.....	12.19	31703.....	13.3	32698.....	13.6	33077.....	4.29	34960.....	3.7	35700.....	7.16
31492.....	12.21	31705.....	1.9	32703.....	13.5	33085.....	7.7	34963.....	12.7	35720.....	7.17
31495.....	1.9	31710.....	1.9	32703.....	13.6	33100.....	3.6	34965.....	3.19	35725.....	7.17
31500.....	1.9	31713.....	13.5	32708.....	11.8	33103.....	11.9	34975.....	3.7	35730.....	7.17
31502.....	8.6	31715.....	1.9	32713.....	11.7	33105.....	3.6	35020.....	3.7	35735.....	7.17
31505.....	1.9	31718.....	13.5	32737.....	12.17	33108.....	11.10	35090.....	3.7	35740.....	7.17
31510.....	1.9	31720.....	1.9	32737.....	12.19	33110.....	3.6	35113.....	11.9	35745.....	7.17
31515.....	1.9	31723.....	13.5	32737.....	12.21	33113.....	11.10	35133.....	11.10	35750.....	7.17
31520.....	1.9	31725.....	1.9	32743.....	10.4	33115.....	3.6	35135.....	3.7	35755.....	7.17
31525.....	1.9	31728.....	13.5	32743.....	10.6	33120.....	3.6	35143.....	11.10	35760.....	7.17
31530.....	1.9	31730.....	1.9	32743.....	11.8	33125.....	3.6	35155.....	3.19	35765.....	7.17
31535.....	1.9	31733.....	13.5	32748.....	11.12	33130.....	3.6	35170.....	8.3	35770.....	7.17
31555.....	1.9	31735.....	1.9	32748.....	11.5	33135.....	3.6	35175.....	8.3	35775.....	7.17
31560.....	1.9	31738.....	13.5	32748.....	11.11	33145.....	3.6	35180.....	8.3	35780.....	7.17
31565.....	1.9	31740.....	1.9	32753.....	11.8	33150.....	3.6	35183.....	11.4	35785.....	7.17
31570.....	1.9	31743.....	13.5	32775.....	1.9	33155.....	3.6	35183.....	11.5	35790.....	7.17
31575.....	1.9	31745.....	1.9	32808.....	4.12	33160.....	3.15	35183.....	11.10	35795.....	7.17
31580.....	1.9	31750.....	1.9	32810.....	3.2	33165.....	3.15	35188.....	11.5	35800.....	7.17
31585.....	1.9	31753.....	11.6	32810.....	3.6	33170.....	3.15	35188.....	11.10	35805.....	7.17
31590.....	1.9	31755.....	1.9	32820.....	3.2	33175.....	3.11	35215.....	8.4	35810.....	7.17
31595.....	1.9	31760.....	1.9	32820.....	3.6	33175.....	3.15	35220.....	8.4	35815.....	3.7
31597.....	8.6	31765.....	1.9	32825.....	3.2	33180.....	3.15	35225.....	8.4	35820.....	3.7
31600.....	1.9	31770.....	1.9	32828.....	5.4	33185.....	3.15	35230.....	8.4	35825.....	3.7
31602.....	8.6	31773.....	13.3	32830.....	3.2	33190.....	3.15	35235.....	8.4	35830.....	3.7
31605.....	1.9	31775.....	1.9	32830.....	3.6	33195.....	3.15	35240.....	8.4	35835.....	3.7
31607.....	8.6	31780.....	1.9	32833.....	5.4	33198.....	11.12	35243.....	11.10	35840.....	3.7
31610.....	1.9	31785.....	1.9	32840.....	3.2	33198.....	11.5	35245.....	8.4	35845.....	3.7
31612.....	8.6	31787.....	7.12	32840.....	3.6	33198.....	11.11	35250.....	8.4	35850.....	3.7
31615.....	1.9	31790.....	1.9	32845.....	3.2	33200.....	3.15	35255.....	8.4	35855.....	3.7
31617.....	8.6	31792.....	7.12	32850.....	3.2	33203.....	11.11	35260.....	8.4	35867.....	4.19
31620.....	1.9	31797.....	7.12	32850.....	3.6	33205.....	3.15	35265.....	8.4	35867.....	4.33
31622.....	3.13	31802.....	7.12	32870.....	3.3	33210.....	3.15	35270.....	8.4	35973.....	11.16
31622.....	3.15	31802.....	7.13	32870.....	3.6	33220.....	3.6	35275.....	8.4	35983.....	11.5
31625.....	1.9	31803.....	3.14	32880.....	3.3	33225.....	3.6	35280.....	8.4	35983.....	11.16
31627.....	3.13	31803.....	3.15	32880.....	3.6	33551.....	3.11	35285.....	8.4	35998.....	12.8
31630.....	1.9	31807.....	7.12	32895.....	3.3	33551.....	3.15	35290.....	8.4	36003.....	12.8
31632.....	3.14	31807.....	7.13	32895.....	3.6	33642.....	4.29	35343.....	10.2	36005.....	3.18
31632.....	3.15	31817.....	7.12	32900.....	3.5	33665.....	3.5	35343.....	10.8	36005.....	8.5
31635.....	1.9	31822.....	4.30	32900.....	3.6	33927.....	8.6	35473.....	12.8	36008.....	12.8
31637.....	3.14	31827.....	4.29	32903.....	11.4	34077.....	4.32	35535.....	7.16	36013.....	12.8
31637.....	3.15	31832.....	4.29	32903.....	11.8	34082.....	4.32	35540.....	7.16	36018.....	12.8
31640.....	1.9	31948.....	11.25	32905.....	3.5	34087.....	4.32	35545.....	7.16	36023.....	12.8
31642.....	3.14	31990.....	1.5	32910.....	3.14	34092.....	4.32	35550.....	7.16	36028.....	12.8
31642.....	3.15	32015.....	1.5	32910.....	3.15	34142.....	3.18	35555.....	7.16	36033.....	12.8
31645.....	1.9	32020.....	1.5	32913.....	11.8	34147.....	3.18	35560.....	7.16	36038.....	12.8
31647.....	3.14	32025.....	1.5	32915.....	3.14	34152.....	8.5	35565.....	7.16	36043.....	12.8
31647.....	3.15	32035.....	1.5	32920.....	3.14	34157.....	4.29	35570.....	7.16	36048.....	12.8
31650.....	1.9	32050.....	1.5	32920.....	3.15	34162.....	4.29	35575.....	7.16	36053.....	12.8

36058.....	12.8	36947.....	8.2	37278.....	8.8	37710.....	4.5	37980.....	4.7	38708.....	12.39
36092.....	8.2	36950.....	4.5	37293.....	8.8	37715.....	4.5	37983.....	10.10	38713.....	12.39
36097.....	8.2	36952.....	8.2	37298.....	8.8	37720.....	4.5	37985.....	4.7	38718.....	12.39
36102.....	8.2	36955.....	4.5	37348.....	11.5	37725.....	4.5	37988.....	10.10	38723.....	12.39
36112.....	8.2	36957.....	8.2	37348.....	11.18	37730.....	4.5	37993.....	10.10	39187.....	4.14
36117.....	8.2	36960.....	4.5	37375.....	4.5	37735.....	4.5	37997.....	2.4	39328.....	11.4
36122.....	8.2	36962.....	8.2	37380.....	4.5	37740.....	4.5	37998.....	10.10	39328.....	11.5
36127.....	8.2	36965.....	4.5	37385.....	4.5	37745.....	4.5	38003.....	10.10	39328.....	11.15
36132.....	8.2	36967.....	8.2	37390.....	4.5	37753.....	12.22	38008.....	10.10	39338.....	11.15
36138.....	13.3	36970.....	4.5	37395.....	4.5	37755.....	4.5	38028.....	8.3	39380.....	4.10
36153.....	11.24	36972.....	8.2	37400.....	4.5	37775.....	4.5	38033.....	8.3	39587.....	4.30
36158.....	11.24	36975.....	4.5	37405.....	4.5	37777.....	4.3	38038.....	8.3	39966.....	9.2
36163.....	11.25	36980.....	4.5	37410.....	4.5	37780.....	4.5	38043.....	8.3	39976.....	9.2
36188.....	13.3	36985.....	4.5	37413.....	12.39	37785.....	4.5	38048.....	8.3	39998.....	11.11
36243.....	7.4	36990.....	4.5	37415.....	4.5	37790.....	4.5	38050.....	4.7	40005.....	4.10
36248.....	7.4	36995.....	4.5	37435.....	4.5	37795.....	4.5	38053.....	8.3	40008.....	11.4
36253.....	7.4	37000.....	4.5	37440.....	4.5	37800.....	4.5	38055.....	4.7	40008.....	11.11
36258.....	7.4	37005.....	4.5	37445.....	4.5	37805.....	4.5	38058.....	8.3	40043.....	11.21
36273.....	2.2	37010.....	4.5	37450.....	4.5	37810.....	4.7	38060.....	4.7	40048.....	13.4
36273.....	5.4	37015.....	4.5	37455.....	4.5	37813.....	8.8	38063.....	8.3	40063.....	13.3
36278.....	2.2	37020.....	4.5	37460.....	4.5	37815.....	4.7	38065.....	4.7	40068.....	13.5
36278.....	5.4	37025.....	4.5	37465.....	4.5	37818.....	8.8	38070.....	4.7	40073.....	13.5
36345.....	4.3	37030.....	4.5	37468.....	11.9	37820.....	4.7	38075.....	4.7	40080.....	2.3
36355.....	4.3	37035.....	4.5	37468.....	11.5	37825.....	4.7	38080.....	4.7	40085.....	2.3
36375.....	4.3	37040.....	4.5	37468.....	11.8	37828.....	8.8	38085.....	4.7	40090.....	2.3
36380.....	4.3	37045.....	4.5	37470.....	4.5	37830.....	4.7	38100.....	4.8	40100.....	2.3
36390.....	4.3	37050.....	4.5	37473.....	11.9	37835.....	4.7	38105.....	4.8	40103.....	13.3
36475.....	4.3	37055.....	4.5	37473.....	11.8	37838.....	8.8	38110.....	4.8	40108.....	13.3
36480.....	4.3	37063.....	8.8	37475.....	4.5	37840.....	4.7	38120.....	4.11	40110.....	2.3
36505.....	4.3	37083.....	11.23	37480.....	4.5	37842.....	12.15	38125.....	4.11	40123.....	13.3
36510.....	4.3	37093.....	11.22	37483.....	11.9	37845.....	4.7	38130.....	4.11	40125.....	2.3
36518.....	8.8	37095.....	4.5	37485.....	4.5	37847.....	12.15	38140.....	4.11	40128.....	13.3
36523.....	8.8	37098.....	11.22	37490.....	4.5	37850.....	4.7	38155.....	4.11	40130.....	2.2
36533.....	3.16	37100.....	4.5	37495.....	4.5	37852.....	12.15	38220.....	4.8	40133.....	12.41
36540.....	4.3	37103.....	11.22	37500.....	4.5	37855.....	4.7	38225.....	4.8	40153.....	13.5
36550.....	4.3	37103.....	11.23	37505.....	4.5	37857.....	12.15	38230.....	4.8	40158.....	13.5
36555.....	4.3	37105.....	4.5	37510.....	4.5	37860.....	4.7	38235.....	4.8	40163.....	13.5
36558.....	3.16	37108.....	11.22	37515.....	4.5	37862.....	12.15	38240.....	4.8	40165.....	2.2
36560.....	4.3	37108.....	11.23	37520.....	4.5	37865.....	4.7	38245.....	4.8	40168.....	13.5
36563.....	3.16	37110.....	4.5	37525.....	4.5	37867.....	12.15	38250.....	4.8	40170.....	2.3
36565.....	4.8	37113.....	11.22	37530.....	4.5	37870.....	4.7	38255.....	4.8	40175.....	2.2
36570.....	4.8	37113.....	11.23	37535.....	4.5	37875.....	4.7	38335.....	4.7	40180.....	2.2
36592.....	3.14	37115.....	4.5	37540.....	4.5	37880.....	4.7	38340.....	4.7	40185.....	2.2
36592.....	3.15	37120.....	4.5	37545.....	4.5	37885.....	4.7	38345.....	4.7	40190.....	2.2
36597.....	3.14	37123.....	11.21	37550.....	4.5	37888.....	11.4	38350.....	4.7	40195.....	2.2
36597.....	3.15	37125.....	4.5	37555.....	4.5	37888.....	11.5	38355.....	4.7	40200.....	2.2
36620.....	4.10	37130.....	4.5	37560.....	4.5	37888.....	11.23	38360.....	4.7	40205.....	2.2
36630.....	4.10	37135.....	4.5	37565.....	4.5	37890.....	4.7	38365.....	4.7	40210.....	2.2
36653.....	11.5	37140.....	4.5	37570.....	4.5	37895.....	4.7	38370.....	4.7	40215.....	2.2
36653.....	11.16	37145.....	4.5	37575.....	4.5	37900.....	4.7	38375.....	4.7	40220.....	2.3
36662.....	3.11	37150.....	4.5	37580.....	4.5	37905.....	4.7	38380.....	4.7	40225.....	2.3
36663.....	11.5	37155.....	4.5	37585.....	4.5	37910.....	4.7	38385.....	4.7	40230.....	2.3
36663.....	11.16	37160.....	4.5	37590.....	4.5	37915.....	4.7	38390.....	4.7	40235.....	2.3
36673.....	3.16	37165.....	4.5	37595.....	4.5	37920.....	4.7	38395.....	4.7	40617.....	3.12
36680.....	4.4	37170.....	4.5	37610.....	4.5	37925.....	4.7	38400.....	4.7	40617.....	3.15
36683.....	13.3	37175.....	4.5	37615.....	4.5	37930.....	4.7	38405.....	4.7	40778.....	11.9
36690.....	4.4	37180.....	4.5	37618.....	8.8	37935.....	4.7	38410.....	4.7	40788.....	11.9
36738.....	11.22	37185.....	4.5	37620.....	4.5	37940.....	4.7	38415.....	4.7	40798.....	11.10
36875.....	4.5	37190.....	4.5	37625.....	4.5	37945.....	4.7	38420.....	4.7	40808.....	11.10
36880.....	4.5	37195.....	4.5	37628.....	12.17	37950.....	4.7	38425.....	4.7	40818.....	11.11
36885.....	4.5	37218.....	8.8	37630.....	4.5	37953.....	10.10	38535.....	4.3	40898.....	12.40
36890.....	4.5	37223.....	8.8	37633.....	12.17	37955.....	4.7	38540.....	4.3	40903.....	12.42
36895.....	4.5	37228.....	8.8	37635.....	4.5	37958.....	10.10	38550.....	4.3	40908.....	12.41
36900.....	4.5	37233.....	8.8	37638.....	12.17	37960.....	4.7	38605.....	4.4	41162.....	8.6
36902.....	4.13	37238.....	8.8	37640.....	4.5	37963.....	10.10	38610.....	4.4	41212.....	12.19
36912.....	4.13	37243.....	8.8	37643.....	12.17	37965.....	4.7	38615.....	4.4	41212.....	12.21
36932.....	4.13	37248.....	8.8	37645.....	4.5	37968.....	10.10	38620.....	4.4	41285.....	8.6
36935.....	4.5	37253.....	8.8	37650.....	4.5	37970.....	4.7	38625.....	4.4	41295.....	8.6
36940.....	4.5	37258.....	8.8	37655.....	4.5	37973.....	10.10	38693.....	12.39	41300.....	8.6
36942.....	8.2	37263.....	8.8	37675.....	4.5	37975.....	4.7	38698.....	12.39	41315.....	8.6
36945.....	4.5	37273.....	8.8	37695.....	4.5	37978.....	10.10	38703.....	12.39	41320.....	8.6

INDEX

Catalog Number Index

Catalog No.	Page No.										
41325	8.6	42358	11.7	46852	5.5	48297	5.6	48690	4.32	49895	4.32
41330	8.6	42360	3.11	46902	12.30	48305	4.31	48695	4.32	49900	4.32
41335	8.6	42360	4.16	46907	12.30	48307	5.2	48700	4.32	49905	4.32
41340	8.6	42360	5.4	47047	12.18	48307	5.5	48705	4.32	49915	4.32
41343	13.3	42365	4.16	47057	1.4	48310	4.31	48710	4.32	49925	4.32
41345	8.6	42365	4.19	47082	6.5	48315	4.31	48715	4.32	49930	4.32
41350	8.6	42365	4.21	47087	6.5	48320	4.31	48720	4.32	49932	4.6
41438	13.6	42370	3.6	47222	5.6	48325	4.31	48725	4.32	49937	4.6
41575	4.12	42370	4.16	47427	12.19	48330	4.31	48730	4.32	49942	4.6
41585	4.12	42385	4.16	47427	12.21	48335	4.31	48735	4.32	49947	4.6
41588	13.3	42390	3.6	47432	12.19	48340	4.31	48740	4.32	49952	4.6
41590	4.12	42390	4.19	47432	12.21	48345	4.31	48745	4.32	49962	4.6
41593	13.5	42390	4.21	47542	12.35	48350	4.31	48755	4.32	49967	4.6
41598	13.5	42405	4.10	47542	12.37	48355	4.31	48915	4.32	49972	1.9
41600	4.12	42405	4.21	47542	12.39	48360	4.31	48920	4.32	50002	12.35
41603	13.5	42415	4.10	47597	12.35	48367	12.35	48925	4.32	50002	12.37
41608	3.17	42415	4.21	47597	12.37	48367	12.37	48930	4.32	50002	12.39
41610	4.12	42485	4.19	47597	12.39	48367	12.39	48935	4.32	50007	12.35
41620	4.10	42485	4.27	47602	12.35	48375	4.31	48940	4.32	50007	12.37
41620	4.13	42490	4.19	47602	12.37	48377	5.2	48945	4.32	50007	12.39
41620	4.15	42490	4.27	47602	12.39	48377	5.6	48950	4.32	50012	4.30
41620	4.16	42505	2.5	47607	12.35	48382	5.2	48955	4.32	50040	4.32
41620	4.19	42505	4.10	47607	12.37	48382	5.6	48960	4.32	50050	4.32
41620	4.21	42510	2.5	47735	4.30	48387	5.2	48965	4.32	50060	4.32
41620	4.23	42575	4.16	47740	4.30	48387	5.6	48970	4.32	50070	4.32
41620	4.25	42575	5.8	47745	4.30	48392	5.6	48975	4.32	50075	4.32
41697	12.19	42600	4.15	47750	4.30	48397	5.6	48985	4.32	50080	4.32
41697	12.21	42605	4.15	47755	4.30	48402	5.6	49002	12.13	50085	4.32
41855	4.16	42610	4.15	47760	4.30	48405	5.6	49002	12.15	50090	4.32
41855	5.4	42615	4.15	47765	4.30	48405	5.7	49032	12.17	50095	4.32
41860	4.16	42620	4.15	47770	4.30	48407	5.6	49032	12.19	50100	4.32
41935	4.15	42625	4.15	47775	4.30	48407	5.7	49032	12.21	50105	4.32
41937	12.9	42950	4.15	47780	4.30	48412	5.6	49215	4.31	50110	4.32
41937	12.11	43292	4.14	47785	4.30	48412	5.7	49220	4.31	50115	4.32
41937	12.13	43507	12.30	47790	4.30	48417	5.6	49225	4.31	50120	4.32
41937	12.15	43512	12.30	47810	4.30	48417	5.7	49230	4.31	50125	4.32
41937	12.19	43637	12.19	47815	4.30	48457	12.30	49240	4.31	50130	4.32
41937	12.21	43642	12.19	47820	4.30	48462	12.31	49245	4.31	50140	4.32
41937	12.22	43642	12.22	47845	4.30	48472	12.27	49250	4.31	50257	8.6
41937	12.35	43647	12.17	47850	4.30	48482	12.9	49272	12.35	50480	4.32
41937	12.37	43647	12.19	47855	4.30	48482	12.11	49272	12.37	50482	7.15
41937	12.39	43647	12.21	47860	4.30	48482	12.25	49272	12.39	50485	4.32
41940	4.15	44117	12.19	47880	4.30	48537	8.7	49277	12.35	50487	7.15
41977	12.18	44117	12.21	47885	4.30	48542	8.7	49277	12.37	50490	4.32
41982	12.19	44122	12.17	47890	4.30	48547	8.7	49277	12.39	50495	4.32
41992	12.19	44122	12.19	47895	4.30	48552	8.7	49305	4.32	50500	4.32
41992	12.21	44122	12.21	47900	4.30	48557	8.7	49345	4.31	50505	4.32
42002	12.18	44185	3.6	47905	4.30	48562	8.7	49487	12.35	50510	4.32
42007	12.18	44190	3.6	47910	4.30	48567	8.7	49487	12.37	50515	4.32
42012	12.18	44202	12.18	47940	4.30	48572	8.7	49585	4.32	50520	4.32
42047	4.27	44212	12.18	48157	12.37	48577	8.7	49600	4.32	50522	7.6
42052	4.27	44217	12.18	48157	12.39	48582	8.7	49610	4.32	50525	4.32
42057	4.27	44587	12.31	48215	4.31	48587	8.7	49662	5.6	50530	4.32
42062	4.27	44852	8.3	48220	4.31	48592	8.7	49707	4.7	50532	7.6
42067	4.27	44897	4.14	48225	4.31	48597	8.7	49712	4.7	50540	4.32
42072	4.27	44992	4.29	48230	4.31	48605	4.32	49717	4.7	50545	4.32
42077	4.27	44997	4.29	48235	4.31	48610	4.32	49722	4.7	50550	4.32
42082	4.27	45002	4.29	48240	4.31	48615	4.32	49727	4.7	50557	9.2
42087	4.27	45007	5.2	48245	4.31	48620	4.32	49795	4.32	50560	4.32
42245	3.18	45007	5.5	48250	4.31	48625	4.32	49805	4.32	50575	4.32
42250	3.18	45347	5.5	48255	4.31	48630	4.32	49815	4.32	50585	4.32
42255	3.18	45352	5.5	48260	4.31	48635	4.32	49820	4.32	50590	4.32
42260	3.18	46105	3.11	48265	4.31	48640	4.32	49825	4.32	50645	4.30
42265	3.18	46425	3.18	48270	4.31	48645	4.32	49830	4.32	50647	12.9
42270	3.18	46450	3.18	48275	4.31	48650	4.32	49835	4.32	50647	12.11
42275	3.18	46660	4.16	48280	4.31	48655	4.32	49840	4.32	50650	4.30
42280	3.18	46732	4.8	48285	4.31	48660	4.32	49845	4.32	50652	12.9
42285	3.18	46737	4.8	48290	4.31	48665	4.32	49850	4.32	50652	12.11
42290	3.18	46742	4.8	48292	5.6	48670	4.32	49870	4.32	50652	12.15
42338	11.7	46747	4.8	48295	4.31	48675	4.32	49875	4.32	50657	12.9
42348	11.7	46837	12.30	48297	5.2	48680	4.32	49890	4.32	50657	12.11

50657.....	12.15	51862.....	4.5	52880.....	6.4	55207.....	4.3	59225.....	12.29	60032.....	12.21
50700.....	4.30	51867.....	4.5	52885.....	6.4	55447.....	4.29	59225.....	12.33	60037.....	12.21
50705.....	4.30	51872.....	4.5	52890.....	6.4	55452.....	4.29	59230.....	12.13	60042.....	12.21
50710.....	4.30	51877.....	4.5	52895.....	6.4	55457.....	12.9	59230.....	12.15	60047.....	12.21
50715.....	4.30	51882.....	4.5	52900.....	6.4	55457.....	12.11	59230.....	12.25	60052.....	12.20
50720.....	4.30	52192.....	4.31	52905.....	6.4	55457.....	12.15	59230.....	12.27	60062.....	12.20
50725.....	4.30	52202.....	4.31	52910.....	6.4	55457.....	12.25	59235.....	12.25	60087.....	12.15
50730.....	4.30	52217.....	4.31	52915.....	6.4	55467.....	12.15	59240.....	12.29	60355.....	12.33
50735.....	4.30	52300.....	7.15	52920.....	6.4	56337.....	4.7	59250.....	12.25	60360.....	12.33
50740.....	4.30	52305.....	7.15	52925.....	6.4	56342.....	4.7	59255.....	12.25	60365.....	12.33
50745.....	4.30	52310.....	7.15	52930.....	6.4	56347.....	4.7	59265.....	12.25	60382.....	5.2
50750.....	4.30	52315.....	7.15	52935.....	6.4	56352.....	4.7	59270.....	12.25	60382.....	5.5
50755.....	4.30	52420.....	8.5	52940.....	6.4	56367.....	4.7	59295.....	12.25	60700.....	12.33
50760.....	4.30	52425.....	8.5	52945.....	6.4	56657.....	2.4	59295.....	12.27	61102.....	12.20
50765.....	4.30	52430.....	8.5	52950.....	6.4	56662.....	2.4	59295.....	12.29	61107.....	12.21
50767.....	3.9	52435.....	8.5	52955.....	6.4	56662.....	5.4	59295.....	12.33	61122.....	4.10
50770.....	4.30	52440.....	8.5	52957.....	12.35	56667.....	2.4	59300.....	12.29	61122.....	4.29
50775.....	4.30	52450.....	7.5	52960.....	6.4	56672.....	2.4	59320.....	12.29	61142.....	4.23
50780.....	4.30	52455.....	7.5	52962.....	12.25	56682.....	2.4	59325.....	12.29	61187.....	4.23
50785.....	4.30	52465.....	7.5	52965.....	6.4	56782.....	12.9	59360.....	12.17	61522.....	12.20
50812.....	3.9	52470.....	7.5	52970.....	6.4	56782.....	12.11	59360.....	12.19	61542.....	12.20
50895.....	4.30	52475.....	7.5	52972.....	12.24	56782.....	12.15	59360.....	12.21	61615.....	12.27
50900.....	4.30	52480.....	7.5	52975.....	6.4	56782.....	12.25	59360.....	12.22	61625.....	12.27
50905.....	4.30	52485.....	7.5	52980.....	6.4	56787.....	12.9	59360.....	12.27	61625.....	12.29
50910.....	4.30	52490.....	7.5	52985.....	6.4	56787.....	12.11	59360.....	12.29	61630.....	12.27
50915.....	4.30	52495.....	7.5	52990.....	6.4	56787.....	12.15	59360.....	12.33	61630.....	12.29
50920.....	4.30	52505.....	7.5	52995.....	6.4	56787.....	12.25	59365.....	12.25	61757.....	3.9
50960.....	4.31	52755.....	6.4	53000.....	6.4	56792.....	12.9	59370.....	12.25	61770.....	12.29
50965.....	4.31	52760.....	6.4	53037.....	12.35	56792.....	12.11	59395.....	12.29	61790.....	12.29
50985.....	4.31	52760.....	6.7	53065.....	6.5	56792.....	12.15	59400.....	12.29	61790.....	12.33
51005.....	4.16	52760.....	6.8	53070.....	6.5	56797.....	12.9	59415.....	12.29	61800.....	12.29
51005.....	4.19	52765.....	6.4	53075.....	6.5	56797.....	12.11	59425.....	12.27	61800.....	12.33
51005.....	4.21	52770.....	6.4	53080.....	6.5	56797.....	12.15	59440.....	12.29	61820.....	12.5
51005.....	4.25	52775.....	6.4	53085.....	6.5	56847.....	7.6	59445.....	12.27	61825.....	12.29
51005.....	4.29	52780.....	6.4	53107.....	12.14	56852.....	7.6	59450.....	12.25	61850.....	12.29
51005.....	4.33	52780.....	6.7	53112.....	12.14	56892.....	6.5	59450.....	12.25	61850.....	12.33
51020.....	4.33	52780.....	6.8	53117.....	12.14	56897.....	6.5	59470.....	12.27	61855.....	12.29
51022.....	6.5	52785.....	6.4	53122.....	12.14	57492.....	4.29	59470.....	12.29	61855.....	12.33
51040.....	4.33	52790.....	6.4	53127.....	12.14	57497.....	4.29	59475.....	12.29	61875.....	12.33
51045.....	4.33	52795.....	6.4	54115.....	7.11	57502.....	4.29	59485.....	12.29	61885.....	12.33
51050.....	4.33	52800.....	6.4	54120.....	7.11	57507.....	4.29	59485.....	12.29	61895.....	12.33
51055.....	4.33	52800.....	6.8	54125.....	7.11	57592.....	6.3	59502.....	6.3	61960.....	12.29
51060.....	4.33	52805.....	6.4	54135.....	7.14	57597.....	6.3	59502.....	6.5	61960.....	12.33
51065.....	4.33	52810.....	6.4	54270.....	7.14	57602.....	6.3	59555.....	12.33	61970.....	12.29
51070.....	4.33	52812.....	12.9	54397.....	3.9	58007.....	4.21	59560.....	12.33	61975.....	12.29
51075.....	4.33	52812.....	12.13	54440.....	7.14	58192.....	12.17	59562.....	12.20	62045.....	12.33
51206.....	8.5	52812.....	12.15	54445.....	7.14	58192.....	12.19	59625.....	12.29	62050.....	12.33
51317.....	12.13	52812.....	12.25	54450.....	7.14	58192.....	12.21	59765.....	12.29	62055.....	12.33
51317.....	12.25	52815.....	6.4	54465.....	7.14	58222.....	3.9	59765.....	12.33	62060.....	12.33
51317.....	12.27	52817.....	12.9	54480.....	7.14	58227.....	3.9	59770.....	12.29	62065.....	12.33
51402.....	12.18	52817.....	12.13	54500.....	7.14	58657.....	3.6	59770.....	12.33	62067.....	12.25
51407.....	12.18	52817.....	12.15	54520.....	7.14	58712.....	4.29	59775.....	12.29	62075.....	12.33
51507.....	6.6	52817.....	12.25	54540.....	7.14	58747.....	8.5	59775.....	12.33	62080.....	12.33
51512.....	6.6	52820.....	6.4	54575.....	7.14	58752.....	4.25	59780.....	12.29	62085.....	12.33
51517.....	6.6	52820.....	6.8	54832.....	12.9	58757.....	4.25	59780.....	12.33	62095.....	12.33
51522.....	6.6	52822.....	12.9	54832.....	12.11	58890.....	12.6	59787.....	12.5	62105.....	12.33
51527.....	6.6	52822.....	12.13	54832.....	12.15	58895.....	12.6	59797.....	12.5	62110.....	12.33
51537.....	6.6	52822.....	12.15	54832.....	12.25	58920.....	12.24	59802.....	12.5	62115.....	12.33
51542.....	6.6	52822.....	12.25	54837.....	12.9	58960.....	12.24	59812.....	12.6	62125.....	12.33
51547.....	6.6	52825.....	6.4	54837.....	12.11	58980.....	12.24	59835.....	12.33	62140.....	12.33
51557.....	6.6	52830.....	6.4	54837.....	12.13	59000.....	12.24	59917.....	12.15	62170.....	12.33
51572.....	12.35	52835.....	6.4	54837.....	12.15	59132.....	6.3	59987.....	12.5	62225.....	12.9
51587.....	12.35	52840.....	6.4	54837.....	12.25	59175.....	12.32	59987.....	12.13	62225.....	12.11
51587.....	12.37	52845.....	6.4	54842.....	12.15	59190.....	12.5	59987.....	12.15	62225.....	12.25
51597.....	12.35	52850.....	6.4	54847.....	12.15	59205.....	12.25	59987.....	12.17	62235.....	12.9
51597.....	12.37	52850.....	6.8	54852.....	12.15	59205.....	12.27	59987.....	12.19	62235.....	12.11
51752.....	12.15	52855.....	6.4	54992.....	12.15	59205.....	12.29	59987.....	12.21	62235.....	12.25
51762.....	12.17	52860.....	6.4	55002.....	12.15	59205.....	12.33	59992.....	5.6	62245.....	12.9
51762.....	12.19	52865.....	6.4	55007.....	12.15	59210.....	12.25	59992.....	5.7	62245.....	12.11
51762.....	12.21	52870.....	6.4	55012.....	12.15	59210.....	12.27	60002.....	3.9	62245.....	12.25
51857.....	4.5	52875.....	6.4	55017.....	12.15	59225.....	12.15	60007.....	3.9	62250.....	12.9

68862..... 9.3	72332..... 4.12	76267..... 6.8	82837..... 12.35	85865..... 4.32	92457..... 4.28
68917..... 12.9	72342..... 4.12	76272..... 6.7	82842..... 12.37	85870..... 4.32	92460..... 12.17
68917..... 12.11	72702..... 12.11	76272..... 6.8	82852..... 12.37	85937..... 12.40	92460..... 12.19
68962..... 9.3	72862..... 3.10	76277..... 6.8	83037..... 8.6	85942..... 12.40	92460..... 12.21
68967..... 9.3	72887..... 13.5	76282..... 6.8	83080..... 3.3	85952..... 12.40	92462..... 4.19
69622..... 7.3	72897..... 13.5	76287..... 6.8	83080..... 3.6	85957..... 12.41	92462..... 4.21
69632..... 7.3	72902..... 13.5	76292..... 6.7	83085..... 3.3	85962..... 12.41	92462..... 4.25
69642..... 7.3	72907..... 13.5	76292..... 6.8	83085..... 3.6	85987..... 12.41	92462..... 4.26
69667..... 5.5	72912..... 13.5	76297..... 6.7	83140..... 3.6	85992..... 12.40	92462..... 4.28
69692..... 5.5	72922..... 13.5	76297..... 6.8	83145..... 3.3	86127..... 3.12	92465..... 12.17
69707..... 9.3	72927..... 13.5	76302..... 6.8	83145..... 3.6	86127..... 3.15	92465..... 12.19
69712..... 9.3	72932..... 13.5	76305..... 4.7	83150..... 3.3	86902..... 1.7	92465..... 12.21
69717..... 9.3	72937..... 13.5	76307..... 6.8	83150..... 3.6	86907..... 1.7	92467..... 4.19
69762..... 9.2	72947..... 13.5	76312..... 6.8	83165..... 3.3	86912..... 1.7	92467..... 4.21
69847..... 7.2	72952..... 13.5	76315..... 4.7	83165..... 3.6	86917..... 1.7	92467..... 4.25
69852..... 7.2	73162..... 3.3	76317..... 6.7	83170..... 3.3	86922..... 1.7	92467..... 4.26
69857..... 7.2	73162..... 3.6	76317..... 6.8	83170..... 3.6	86927..... 1.7	92467..... 4.28
69862..... 7.2	73360..... 7.8	76322..... 6.7	83235..... 3.15	86932..... 1.7	92470..... 12.17
69867..... 7.2	73365..... 7.8	76322..... 6.8	83240..... 3.15	87107..... 7.4	92470..... 12.19
69872..... 7.2	73370..... 7.8	76327..... 6.8	83290..... 3.15	87577..... 12.13	92470..... 12.21
69877..... 7.2	73447..... 4.25	76332..... 6.8	83295..... 3.15	87577..... 12.15	92475..... 12.19
69882..... 7.2	74012..... 4.12	76337..... 6.8	83302..... 6.7	87582..... 12.13	92475..... 12.21
69887..... 7.2	74047..... 4.12	76455..... 12.24	83307..... 6.7	87582..... 12.15	92480..... 12.19
69907..... 7.2	74207..... 3.5	76475..... 12.24	83317..... 6.7	87587..... 12.13	92480..... 12.21
69912..... 7.2	74207..... 3.6	76485..... 12.24	83322..... 6.7	87587..... 12.15	92485..... 12.17
69982..... 3.5	74227..... 3.3	76495..... 12.24	83327..... 6.7	87592..... 12.13	92485..... 12.19
69982..... 3.6	74227..... 3.6	76575..... 12.27	83337..... 6.7	87592..... 12.15	92485..... 12.21
70032..... 12.9	74685..... 3.3	76597..... 12.11	83347..... 6.7	87597..... 12.13	92485..... 12.22
70032..... 12.11	74685..... 3.6	76652..... 10.2	83350..... 7.13	87597..... 12.15	92490..... 12.17
70032..... 12.13	74700..... 3.3	76652..... 10.8	83380..... 2.5	88232..... 5.3	92490..... 12.19
70032..... 12.15	74700..... 3.6	76657..... 10.2	83407..... 12.11	88260..... 3.15	92490..... 12.21
70032..... 12.17	74710..... 3.3	76657..... 10.8	83417..... 12.11	88680..... 7.15	92495..... 12.17
70032..... 12.19	74710..... 3.6	76662..... 10.2	83435..... 4.5	89400..... 12.9	92495..... 12.19
70032..... 12.21	74720..... 3.15	76662..... 10.8	83450..... 4.5	89400..... 12.11	92495..... 12.21
70032..... 12.35	74730..... 3.15	76667..... 10.2	83455..... 4.5	89400..... 12.25	92495..... 12.22
70032..... 12.37	74735..... 3.15	76667..... 10.8	83460..... 4.5	89405..... 12.9	92500..... 12.17
70032..... 12.39	74946..... 9.3	76672..... 10.2	83465..... 4.5	89405..... 12.11	92500..... 12.19
70437..... 3.5	75005..... 4.6	76672..... 10.8	83470..... 4.5	89405..... 12.25	92500..... 12.21
70640..... 4.11	75010..... 4.6	76677..... 10.2	83475..... 4.5	89410..... 12.9	92505..... 12.17
70645..... 4.11	75015..... 4.6	76677..... 10.8	83480..... 4.5	89435..... 1.3	92505..... 12.19
70652..... 9.3	75020..... 4.6	76767..... 4.12	83485..... 4.5	89440..... 1.3	92505..... 12.21
70655..... 4.11	75075..... 4.16	76777..... 6.2	83557..... 12.22	89445..... 1.3	92510..... 12.17
70662..... 9.2	75075..... 5.4	76787..... 6.2	83567..... 6.7	90107..... 1.5	92510..... 12.19
70685..... 4.7	75435..... 4.16	76792..... 6.2	83572..... 6.7	90117..... 1.5	92510..... 12.21
70690..... 4.7	75557..... 3.6	76817..... 12.9	83997..... 6.8	90122..... 1.5	92510..... 12.22
70695..... 4.7	75562..... 3.6	76817..... 12.11	84002..... 6.8	90127..... 1.5	92515..... 12.17
70700..... 4.7	75567..... 3.6	76822..... 5.3	84007..... 6.8	90702..... 12.41	92515..... 12.19
70705..... 4.7	75572..... 3.6	76822..... 5.4	84012..... 6.8	90707..... 12.41	92515..... 12.21
70710..... 4.7	75602..... 4.25	76822..... 5.5	84097..... 4.19	91027..... 12.30	92520..... 12.17
70715..... 4.7	75982..... 6.8	76822..... 5.6	84295..... 12.32	91032..... 12.30	92520..... 12.19
70720..... 4.7	75992..... 6.8	76822..... 5.7	84325..... 12.25	91037..... 12.13	92520..... 12.21
70725..... 4.7	76017..... 6.8	76822..... 5.8	84332..... 4.11	91037..... 12.15	92520..... 12.22
70730..... 4.7	76022..... 6.7	76827..... 5.3	84337..... 4.11	91042..... 12.13	92525..... 12.17
70740..... 4.30	76022..... 6.8	76827..... 5.4	84417..... 9.2	91042..... 12.15	92525..... 12.19
70745..... 4.30	76027..... 6.8	76827..... 5.5	84427..... 6.2	91047..... 12.17	92525..... 12.21
70750..... 4.30	76032..... 6.8	76827..... 5.6	84427..... 6.3	91142..... 4.19	92525..... 12.22
70755..... 4.30	76037..... 6.8	76827..... 5.7	84472..... 9.3	91192..... 6.8	92530..... 12.17
70760..... 4.30	76042..... 6.8	76827..... 5.8	84532..... 4.19	91207..... 5.2	92530..... 12.19
70830..... 4.12	76047..... 6.8	77017..... 6.2	84532..... 4.21	91322..... 4.19	92530..... 12.21
70835..... 4.12	76052..... 6.8	78347..... 12.10	84532..... 4.23	92082..... 4.13	92535..... 12.17
71687..... 3.10	76057..... 6.8	79120..... 4.32	84532..... 4.25	92095..... 12.25	92535..... 12.19
71692..... 3.10	76067..... 6.8	80480..... 6.5	84532..... 4.27	92100..... 12.25	92535..... 12.21
71697..... 3.10	76072..... 6.8	80485..... 6.5	84537..... 4.19	92170..... 3.17	92540..... 12.17
71702..... 12.10	76077..... 6.8	80500..... 6.5	84537..... 4.21	92437..... 5.3	92540..... 12.19
71722..... 12.10	76082..... 6.8	80505..... 6.5	84537..... 4.23	92442..... 5.3	92540..... 12.21
71727..... 12.10	76132..... 6.8	80510..... 6.5	84537..... 4.25	92447..... 5.3	92545..... 12.17
71732..... 12.10	76137..... 6.8	80515..... 6.5	84537..... 4.27	92452..... 5.3	92545..... 12.19
71757..... 12.11	76142..... 6.8	80520..... 6.5	85830..... 4.7	92457..... 4.19	92545..... 12.21
71847..... 12.11	76147..... 6.8	81280..... 7.8	85835..... 4.7	92457..... 4.21	92550..... 12.17
72037..... 4.14	76152..... 6.8	81505..... 6.5	85850..... 4.32	92457..... 4.25	92550..... 12.19
72327..... 4.12	76267..... 6.7	82832..... 12.35	85855..... 4.32	92457..... 4.26	92550..... 12.21

INDEX

Catalog Number Index

Catalog No.	Page No.						
92555	12.17	92885	12.19	96720	4.8	97905	12.11
92555	12.19	92885	12.21	96725	4.10	97905	12.15
92555	12.21	92890	12.17	96967	11.26	97905	12.25
92560	12.19	92890	12.21	96967	11.32	97910	12.9
92560	12.21	92890	12.27	96982	5.8	97910	12.11
92585	4.6	92895	12.17	96987	5.8	97910	12.15
92590	4.6	92895	12.21	96992	5.8	97910	12.25
92595	4.6	92900	12.17	96997	5.8	97915	12.9
92600	4.6	92900	12.21	97045	4.19	97915	12.11
92605	4.6	92905	12.17	97045	4.23	97915	12.15
92607	12.13	92905	12.21	97045	4.25	97915	12.25
92610	4.6	92910	12.17	97045	4.27	97915	12.27
92660	1.6	92910	12.21	97050	4.19	97920	12.27
92665	1.6	92915	12.17	97050	4.25	97920	12.29
92670	1.6	92915	12.21	97050	4.27	97925	12.27
92675	1.6	93287	4.21	97065	4.16	97925	12.29
92680	1.6	93387	11.6	97065	4.19	97930	12.27
92682	12.13	93392	11.8	97065	4.25	97935	12.27
92685	1.6	93492	3.11	97065	4.27	97940	12.27
92687	12.13	93492	3.15	97070	4.19	97940	12.29
92687	12.15	93497	5.3	97070	4.27	97940	12.33
92690	4.5	93557	12.16	97075	4.16	97945	12.29
92695	4.5	93667	10.9	97075	4.19	97955	12.29
92700	4.5	93677	10.9	97075	4.25	97955	12.33
92705	4.5	93682	10.9	97075	4.27	97960	12.29
92710	4.5	93687	10.9	97080	4.19	97960	12.33
92715	4.5	93692	10.9	97080	4.27	97965	12.29
92805	12.19	93707	3.11	97212	3.14	97970	12.29
92805	12.21	93712	3.11	97212	3.15	97975	12.29
92810	12.19	93717	3.11	97365	4.16	97975	12.33
92810	12.21	93722	3.11	97365	4.21	97980	12.29
92815	12.9	93727	3.11	97375	4.4	97980	12.33
92815	12.15	93732	3.11	97415	4.17	97985	12.15
92815	12.17	93737	3.11	97420	4.17	97985	12.27
92815	12.21	93742	3.11	97457	13.5	97985	12.29
92815	12.25	93747	3.11	97462	11.8	97990	12.29
92820	12.9	93785	7.6	97787	3.12	97995	12.29
92820	12.15	93790	7.6	97787	3.15	98000	12.15
92820	12.17	93907	1.9	97795	12.9	98000	12.25
92820	12.21	93912	1.9	97795	12.11	98005	12.27
92820	12.25	93917	1.9	97795	12.15	98005	12.29
92825	12.17	93922	1.9	97795	12.25	98010	12.27
92825	12.21	94220	4.31	97800	12.15	98010	12.29
92830	12.17	94682	3.11	97800	12.27	98015	12.29
92830	12.21	94682	3.18	97800	12.29	98030	12.29
92835	12.9	94687	3.11	97805	12.29	98035	12.29
92835	12.15	95732	12.16	97805	12.33	98040	12.29
92835	12.17	95737	12.16	97825	12.9	98045	12.29
92835	12.21	95782	5.2	97825	12.11	98050	12.27
92835	12.25	95782	5.8	97825	12.15	98055	12.27
92840	12.17	95792	12.17	97825	12.25	98070	12.27
92840	12.21	95797	12.17	97832	11.6	98070	12.29
92850	12.9	95802	12.17	97835	12.9	98072	12.9
92850	12.11	95807	12.17	97835	12.11	98072	12.11
92850	12.15	95812	12.17	97835	12.15	98075	12.29
92850	12.17	95822	12.17	97835	12.25	98170	6.6
92850	12.21	95847	12.11	97840	12.15	98175	6.6
92850	12.25	95872	6.5	97840	12.25	98180	6.6
92850	12.27	95877	6.5	97850	12.29	98185	6.6
92855	12.17	96032	6.5	97850	12.33	98190	6.6
92855	12.21	96037	12.9	97852	11.6	98195	6.6
92860	12.17	96037	12.11	97855	12.29	98200	6.6
92860	12.21	96037	12.25	97855	12.33	98205	6.6
92865	12.17	96372	2.5	97865	12.29	98210	6.6
92865	12.21	96372	5.8	97882	4.10	98215	6.6
92870	12.17	96397	3.15	97882	4.19	98220	6.6
92870	12.21	96497	4.21	97895	12.15	98225	6.6
92875	12.17	96502	4.21	97895	12.25	98230	6.6
92875	12.21	96507	4.21	97900	12.15	98235	6.6
92880	12.19	96512	4.21	97900	12.25	98240	6.6
92880	12.21	96517	4.21	97905	12.9	98250	6.6
						98255	6.6
						98260	6.6
						98265	6.6
						98270	6.6
						98275	6.6
						98280	6.6
						98290	6.6
						98295	6.6
						98690	6.6
						98695	6.6
						98700	6.6
						98705	6.6
						98710	6.6
						98715	6.6
						98720	6.6
						98725	6.6
						99545	4.31

TERMS AND CONDITIONS OF SALE

Ridge Tool Company is herein referred to as "Ridge" and the customer or person or entity purchasing goods or services (hereinafter collectively referred to as "Goods") is referred to as the "Buyer". These Terms and Conditions, any price list or schedule, quotation, acknowledgment or invoice from Ridge relevant to the sale of the Goods and all documents incorporated by specific reference therein, constitute the complete and exclusive statement of the terms of the agreement governing the sale of Goods by Ridge to Buyer. Buyer's acceptance of the Goods will manifest Buyer's assent to these terms and conditions without variation or addition. Any different or additional terms in Buyer's purchase order or other Buyer documents are hereby objected to. Ridge reserves the right in its sole discretion to refuse orders.

1. **PRICES:** Unless a fixed price is quoted, the price at which this order is accepted is subject to adjustment to Ridge's price in effect at the time of order.
2. **TERMS OF PAYMENT:** Terms are stated on Ridge's invoice in U.S. currency. Ridge shall have the right, among other remedies, either to terminate this agreement or to suspend further performance under this and/or other agreements with the Buyer in the event Buyer fails to make any payment when due, which other agreements Buyer and Seller hereby amend accordingly, or Ridge otherwise deems itself insecure. Buyer shall be liable for all expenses, including attorneys' fees, relating to the collection of past due amounts. Should Buyer's financial responsibility become unsatisfactory to Ridge, cash payments or security satisfactory to Ridge may be required by Ridge for future deliveries and for the goods theretofore delivered. If such cash payment or security is not provided, in addition to Ridge's other rights and remedies, Ridge may discontinue deliveries.
3. **SHIPMENT AND DELIVERY:** Unless otherwise expressly provided, shipments are made F.O.B. Ridge's shipping point. Risk of loss or damage and responsibility shall pass from Ridge to Buyer upon delivery to and receipt by common carrier. Any claims for shortages or damages suffered in transit are the responsibility of Buyer and shall be submitted by the Buyer directly to the carrier. Shortages or damages must be acknowledged and signed for at the time of delivery. While Ridge will use all reasonable commercial efforts to maintain the delivery date(s) acknowledged or quoted by Ridge, all shipping dates are approximate and not guaranteed. Ridge reserves the right to make partial shipments. Ridge, at its option, shall not be bound to tender delivery of any Goods for which Buyer has not provided shipping instructions. If the shipment of the Goods is postponed or delayed by Buyer for any reason, Buyer agrees to reimburse Ridge for any and all handling and storage costs and other additional expenses resulting therefrom. All claims for shipping errors, lost shipments or any other discrepancies must be made within ninety (90) days or they will be disallowed and deemed waived.
4. **Ridge WARRANTY:** Ridge covers its products with a LIFETIME WARRANTY against defects in material or workmanship for the life of the tool. Pipe or drain cleaning tools, rods and cable, are not covered by this warranty and are considered expendable material. To take advantage of this warranty, the complete product must be delivered prepaid to RIDGE TOOL COMPANY or any RIDGE AUTHORIZED SERVICE CENTER. Pipe wrenches and other hand tools should be returned to place of purchase. Obviously, failures due to misuse, abuse, or normal wear and tear are not covered by this warranty. NO OTHER WARRANTY, WRITTEN OR ORAL, APPLIES. No employee, agent, dealer, or other person is authorized to give any warranty on behalf of Ridge.

Warranted products will be repaired or replaced at our option at no charge and returned via prepaid transportation. Such replacement or repair is the exclusive remedy available from Ridge. Ridge is not liable for damage of any sort, including without limitation incidental and consequential damages.

This warranty shall not apply to any Goods which:

- a. Have been repaired or altered outside Ridge's factory (or Authorized Service Center) or in any manner so as, in Ridge's judgment, to affect its serviceability or proper operation.
- b. Have been subjected by persons other than Ridge (or Authorized Service Center) to improper handling, operation, maintenance, repair or alteration.
- c. Have been subjected to misuse, negligence, improper installation or accident. Ridge's obligation under this warranty, and the Buyer's exclusive remedy for the breach thereof, shall be limited to, at Ridge's option, repair or replacement of any allegedly defective Goods or issuance of credit. Ridge requires the return of any allegedly defective Goods, transportation prepaid, before honoring any claim. All returned Goods are subject to inspection, and if examination does not disclose any defect covered by this warranty, replacement of such Goods or issuance of credit for same will not be approved.

THE FOREGOING CONSTITUTES RIDGE'S SOLE WARRANTY RESPONSIBILITY AND BUYER'S EXCLUSIVE REMEDY WHETHER SOUNDING IN TORT, CONTRACT, STRICT LIABILITY OR OTHERWISE, EXCEPT AS OTHERWISE EXPRESSLY SET FORTH IN THIS AGREEMENT. THERE ARE NO OTHER WARRANTIES, EXPRESS OR IMPLIED, WHETHER OF MERCHANTABILITY, FITNESS FOR A PARTICULAR PURPOSE, OR OTHERWISE. RIDGE SHALL NOT BE LIABLE FOR ANY SPECIAL, INDIRECT, INCIDENTAL OR CONSEQUENTIAL DAMAGES OF ANY CHARACTER IN CONNECTION WITH THE SALE, RESALE OR USE OF THE GOODS.

This warranty extends only to persons or organizations who purchase the Goods from Ridge for resale.

5. **LIMITATION OF REMEDY AND LIABILITY:** THE SOLE AND EXCLUSIVE REMEDY FOR BREACH OF ANY WARRANTY HEREUNDER SHALL BE LIMITED TO REPAIR, CORRECTION, REPLACEMENT OR CREDIT UNDER SECTION 4.

RIDGE SHALL NOT BE LIABLE FOR DAMAGES CAUSED BY DELAY IN PERFORMANCE, AND IN NO EVENT, REGARDLESS OF THE FORM OF THE CLAIM OR CAUSE OF ACTION (WHETHER BASED IN CONTRACT, INFRINGEMENT, NEGLIGENCE, STRICT LIABILITY, OTHER TORT OR OTHERWISE), SHALL RIDGE'S LIABILITY TO BUYER AND/OR ITS CUSTOMERS EXCEED THE PRICE PAID BY BUYER FOR THE SPECIFIC GOODS GIVING RISE TO THE CLAIM OR CAUSE OF ACTION, AND BUYER SHALL INDEMNIFY RIDGE FOR ANY DAMAGES IN EXCESS THEREOF. BUYER AGREES THAT IN NO EVENT SHALL RIDGE'S LIABILITY TO BUYER AND/OR ITS CUSTOMERS INCLUDE INCIDENTAL, CONSEQUENTIAL OR PUNITIVE DAMAGES, WHICH ARE WAIVED BY BUYER AND AS TO WHICH BUYER SHALL INDEMNIFY RIDGE. The term "consequential damages" shall include, but not be limited to, loss of anticipated profits, business interruption, loss of use of revenue, cost of capital or loss of or damage to property or equipment, or loss of reputation. Further, Buyer shall indemnify and hold Ridge harmless from any liability to Buyer, Buyer's employees, workers, contractors or any other persons arising out of Buyer's, or any other persons' use of the Goods. All instructions and

warnings supplied by Ridge will be passed on to those persons who use the Goods. Ridge's Goods are to be used in their recommended applications and all warning labels adhered to the Goods by Ridge shall be left intact.

6. **EXCUSE OF PERFORMANCE (FORCE MAJEURE):** Ridge shall not be liable for delays in performance or for non-performance due to acts of God; acts of Buyer; war; fire; flood; weather; sabotage; strikes, labor disputes, civil disturbances or riots; governmental requests, restrictions, allocations, laws, regulations, orders or actions; unavailability of or delays in transportation; default of suppliers; or unforeseen circumstances or events beyond Ridge's reasonable control. Deliveries or other performance may be suspended for an appropriate period of time or cancelled by Ridge upon notice to Buyer in the event of any of the foregoing, but the balance of this agreement shall otherwise remain unaffected.

If Ridge determines that its ability to supply the total demand for the Goods, or to obtain material used directly or indirectly in the manufacture of the Goods, is hindered, limited or made impracticable due to causes set forth herein, Ridge may allocate its available supply of the Goods or such material (without obligation to acquire other supplies of any such Goods or materials) among itself and its purchasers on such basis as Ridge determines to be equitable without liability for any failure of performance which may result therefrom.

7. **CHANGES:** Ridge reserves the right to change designs and specifications for standard Goods without prior notice to Buyer, but not with respect to custom Goods being made for Buyer. Ridge shall have no obligation to install or make such change in any Goods manufactured prior to the date of such change.

8. **ASSIGNMENT:** Buyer shall not assign its rights or delegate its duties hereunder or any interest herein without the prior written consent of Ridge, and any such assignment, without such consent, shall be void.

9. **INSTALLATION:** Buyer shall be responsible for receiving, inspecting, testing, storing, installing, starting up and maintaining all Goods.

10. **INSPECTION/TESTING:** Buyer, at its expense, agrees that it will promptly inspect the Goods upon receipt thereof, and in no event later than thirty (30) days from the date of receipt of the Goods. Buyer shall deliver to Ridge within fifteen (15) days of inspection, but in no event later than forty-five (45) days from the date of receipt of the Goods, written notice of any and all deficiencies, defects, variations from specifications or complaints of any kind with respect to the quantity, quality, condition, shipment, performance, price or appearance of the Goods so received by Buyer. In the event no such written notice is received by Ridge, Buyer shall be deemed conclusively to have inspected and accepted all such Goods unconditionally and to have waived any and all rights and claims, including without limitation any right to reject the Goods or to claim damages in respect thereof. Buyer may not return Goods without first advising Ridge of the reasons therefore, obtaining from Ridge a material authorization number and observing such instructions as Ridge may give in authorizing such return.

11. **SERVICES:** If this agreement requires Ridge to perform or provide any services, Ridge (including without limitation its successors, assigns, agents or any person or entity acting at Ridge's direction) shall not be responsible for any damages, claims, liabilities or expenses of any nature arising out of such services.

12. **U.S. EXPORT CONTROL LAWS:** All Goods sold to Buyer by Ridge hereunder are subject to U.S. Export Control Laws. Buyer hereby agrees not to re-sell or divert any goods contrary to such laws.

13. **SELLER/CONTRACTOR** shall comply with all applicable federal, state or local laws, rules, regulations, or orders. Seller/Contractor shall comply with Executive Order 11246, as amended by the Executive Order 11375, and the applicable provisions of the Office of Federal Contract Compliance Programs (OFCCP), 41 CFR Part 60, which are incorporated herein by this reference.

14. **MISCELLANEOUS:** These terms and conditions supersede all other communications, negotiations and prior oral or written statements regarding the subject matter hereof. No change, modification, rescission, discharge, abandonment, or waiver of these terms and conditions shall be binding upon Ridge unless made in writing and signed on its behalf by its duly authorized representative. No conditions, usage or trade, course of dealing or performance, understanding or agreement purporting to modify, vary, explain, or supplement these terms and conditions shall be binding unless hereafter made in writing and signed by Seller. No modification shall be effected by Ridge's receipt or acceptance of Buyer's purchase orders, shipping instruction forms, or other documentation containing terms at variance with or in addition to those set forth herein, all of which are objected to by Ridge. No waiver by Ridge with respect to any breach or default of any right or remedy and no course of dealing, shall be deemed to constitute a continuing waiver of any other breach or default of any other right or remedy, unless such waiver be expressed in writing and signed by Ridge. All typographical or clerical errors made by Ridge in any quotation, acknowledgment or publication are subject to correction.

The validity, performance, and all other matters relating to the interpretation and effect of this agreement shall be governed by the laws of the state of Ohio without regard to its conflict of law principles. Buyer and Ridge agree that the proper venue for all actions arising in connection herewith shall be only in Ohio and the parties agree to submit to such jurisdiction. No action, regardless of form, arising out of transactions relating to this contract, may be brought by either party more than two (2) years after the cause of action has accrued. Further, the United Nations Convention on the International Sale of Goods (1980) (as amended from time to time) shall not apply to this Purchase Order or any transactions relating thereto.



RIDGID.com | 888-743-4333



**We
Build
Reputations™**

RIDGID


EMERSON
Commercial & Residential Solutions